



# **BUDGET** The United States Department of the Interior **JUSTIFICATIONS**

and Performance Information  
Fiscal Year 2023

## **NATIONAL PARK SERVICE**

NOTICE: These budget justifications are prepared for the Interior, Environment and Related Agencies Appropriations Subcommittees. Approval for release of the justifications prior to their printing in the public record of the Subcommittee hearings may be obtained through the Office of Budget of the Department of the Interior.



Printed on  
Recycled Paper



Department of the Interior  
**NATIONAL PARK SERVICE**



**FISCAL YEAR 2023 BUDGET JUSTIFICATIONS**  
**TABLE OF CONTENTS**

SECTION	PAGE
<b><u>Overview, Tables, and Highlights</u></b>	
General Statement & Budget Overview .....	Overview-1
Organizational Chart.....	Overview-24
National Park System Units.....	Overview-26
Park Visitation and Acreage .....	Overview-31
Unit Designations and Other Abbreviations .....	Overview-43
Budget At A Glance.....	Overview-48
Summary of Fixed Costs and Related Changes by Appropriation .....	Overview-55
Discretionary Appropriations .....	Overview-56
Mandatory Appropriations.....	Overview-60
Park and Program Table .....	Overview-63
Statement of Receipts Collected and Reported.....	Overview-85
<b><u>Operation of the National Park System</u></b>	
Appropriation Overview.....	ONPS-1
Summary of Requirements for Operation of the National Park System.....	ONPS-2
Fixed Costs and Related Changes.....	ONPS-3
Appropriation Language, Changes, and Citations .....	ONPS-5
Justification of Program and Performance	
Park Management .....	ONPS-8
Resource Stewardship .....	ONPS-8
Visitor Services .....	ONPS-46
Park Protection.....	ONPS-59
Facility Operations & Maintenance .....	ONPS-69
Park Support.....	ONPS-82
External Administrative Costs .....	ONPS-93
<b><u>Centennial Challenge</u></b>	
Appropriation Overview.....	CC-1
Summary of Requirements for Centennial Challenge .....	CC-2
Appropriation Language.....	CC-3
Justification of Program and Performance.....	CC-5

**National Recreation and Preservation**

Appropriation Overview .....	NRP-1
Summary of Requirements for National Recreation and Preservation .....	NRP-3
Fixed Costs and Related Changes.....	NRP-4
Appropriation Language.....	NRP-5
Justification of Program and Performance	
Natural Programs .....	NRP-11
Cultural Programs .....	NRP-22
Environmental Compliance and Review.....	NRP-36
International Park Affairs.....	NRP-38
Heritage Partnership Programs .....	NRP-42

**Historic Preservation Fund**

Appropriation Overview .....	HPF-1
Summary of Requirements for Historic Preservation Fund.....	HPF-2
Appropriation Language.....	HPF-3
Justification of Program and Performance	
Grants-in-Aid... ..	HPF-5
Grants-in-Aid to Save America's Treasures .....	HPF-16

**Construction**

Appropriation Overview .....	CONST-1
Summary of Requirements for Construction .....	CONST-3
Fixed Costs and Related Changes.....	CONST-4
Appropriations Language .....	CONST-5
Justification of Program and Performance	
Line Item Construction .....	CONST-8
FY 2023 Line Item Construction Plan .....	CONST-12
FY 2023 Project Data Sheets .....	CONST-14
National Park Service FY 2024-27 Line Item Construction Plan.....	CONST-50
Special Programs.....	CONST-58
Construction Planning.....	CONST-70
Construction Program Management & Operations.....	CONST-73
Management Planning.....	CONST-83

**Land Acquisition and State Assistance - GAOA**

Appropriation Overview .....	LASA-GAOA-1
Land Acquisition and State Assistance – GAOA .....	LASA-GAOA-3
Justification of Program and Performance	
Federal Land Acquisition (GAOA).....	LASA-GAOA-4
FY 2023 NPS GAOA LWCF Land Acquisition Project Request List .....	LASA-GAOA-7
State Conservation Grants (GAOA).....	LASA-GAOA-40
American Battlefield Protection Program .....	LASA-GAOA-42

**Land Acquisition and State Assistance - GOMESA**

Appropriation Overview .....	LASA-GOMESA-1
------------------------------	---------------

**National Parks and Public Land Legacy Restoration Fund (GAOA)**

Appropriation Overview .....	LRF-1
National Park Service GAOA Legacy Restoration Fund Projects.....	LRF-12

National Park Service GAOA LRF FY 2021 Project List Changes ..... LRF-110

**Recreation Fee Permanent Appropriations**

Appropriation Overview, Justification of Program, and Performance ..... FLREA-1  
 Summary Project Data Sheet for Recreation Fee - FY 2022 ..... FLREA-12  
 Summary Project Data Sheet for Recreation Fee - FY 2023 ..... FLREA-13  
 Project Data Sheet..... FLREA-15

**Other Permanent Appropriations**

Justification of Program and Performance..... OPA-1

**Miscellaneous Trust Funds**

Justification of Program and Performance..... MTF-1

**National Park Centennial Challenge Fund**

Justification of Program and Performance..... CC-M-1

**Visitor Experience Improvements Fund Revolving Account**

Justification of Program and Performance..... VEIF-1

**Federal Lands Transportation Program**

Appropriation Overview, Justification of Program, and Performance ..... FLTP-1  
 National Park Service FY 2022 Federal Lands Transportation Program Plan ..... FLTP-5  
 National Park Service FY 2023 Federal Lands Transportation Program Plan ..... FLTP-14  
 National Park Service FY 2024-26 Federal Lands Transportation Program Plan..... FLTP-24

**Special Exhibits**

Exhibit A: Deferred Maintenance & Repairs ..... SpecEx-1  
 Exhibit B: Allocations Received from Other Accounts..... SpecEx-4  
 Exhibit C: Budget Realignment..... SpecEx-5  
 Exhibit D: Compliance with Section 403 ..... SpecEx-6  
 Exhibit E: Statement on Land Exchanges..... SpecEx-8  
 Exhibit F: Employee Count by Grade..... SpecEx-10  
 Exhibit G: Administrative Provisions..... SpecEx-11  
 Exhibit H: General Provisions ..... SpecEx-12



## National Park Service

### FY 2023 Budget Justifications



### General Statement & Budget Overview

*“As a young sailor I had the good fortune of being able to visit a number of national parks, national monuments and battlefields from Maine to Florida. I was able to walk in the footsteps of my fellow Americans – whether they were a Union soldier or Confederate soldier, Iroquois or Mohawk, or the very first European explorers in Virginia and Florida. That experience taught me the interwoven history that we have as Americans and how important it is to tell our story so that future generations know not only of the struggles but also the celebrations that we have in common...”*

*-Charles F. Sams III, the 19<sup>th</sup> Director of the National Park Service*

### NPS Mission

---

#### *The NPS Organic Act, 1916*

*“...The service thus established shall promote and regulate the use of the Federal areas known as national parks, monuments, and reservations hereinafter specified by such means and measures as conform to the fundamental purposes of the said parks, monuments, and reservations, which purpose is to conserve the scenery and the natural and historic objects and the wild life therein and to provide for the enjoyment of the same in such manner and by such means as will leave them unimpaired for the enjoyment of future generations...”*

As the steward of 423 park units, 23 national scenic and national historic trails, and 64 wild and scenic rivers, the National Park Service (NPS) is charged with conserving these lands and historic features that were designated for their cultural and historic significance, scenic and environmental attributes, and educational and recreational opportunities. Additionally, the NPS helps the Nation protect resources for public enjoyment through its financial and technical assistance programs that support activities outside of the National Park System.

The National Park Service serves a vital role connecting our republic and our citizens to our environment, our past, and each other. As Chief Luther Standing Bear explained, “...The old Lakota was wise. He knew that man's heart, away from nature, becomes hard; he knew that lack of respect for growing, living

things soon led to lack of respect for humans too. -.”<sup>1</sup> And as President Lyndon B. Johnson expounded, “If future generations are to remember us with gratitude rather than contempt, we must leave them more than the miracles of technology. We must leave them a glimpse of the world as it was in the beginning, not just after we got through with it.”<sup>2</sup>

The NPS is responsible for safeguarding the irreplaceable magnificent natural wonders and significant historical and cultural resources that pioneers like Brigadier General Charles Young, Freeman Tilden, and Rachel Carson sought to preserve. Places such as Redwood National Park, Virgin Islands National Park, Chaco Culture National Historical Park, and Knife River Indian Villages National Historic Site are America’s treasures. Recent additions to the National Park System, such as the Medgar and Myrlie Evers Home National Monument, the Reconstruction Era National Historical Park, the Stonewall National Monument, Belmont-Paul Women's Equality National Monument, and the César Chávez National Monument ensure we are continuing America’s commitment to appreciate the interwoven history that we have as Americans. Programs such as the African American Civil Rights Network, Underground Railroad Network to Freedom, and Tribal Heritage grants reflect the nation’s commitment for parks to serve as sources of support, validation, healing, and connection for Black people, Indigenous people, people of color and others who have been historically marginalized and underserved.

All National Park units are unique. There are parkways with hundreds of miles of road; canyons that are miles deep or wide; battlefields, caves, lakes, and rivers. They are covered in desert sand or feet of snow or thousands of trees; and they are abundant with marine and land plants and animals. Due in part to these differences, each park has its own set of priorities and manages its park operational budget according to the unique needs of the park, its visitors, partners, community, and resources. For example, a park may use base funding to conduct a high-altitude search and rescue mission or provide a boat washing station to reduce the spread of invasive mussels that would degrade aquatic resources. Some parks may create a partnership with a veterans’ organization to execute trail clearing; or increase law enforcement patrols to address physical security issues or threats to natural and cultural resources from illegal activity. Meanwhile, support functions involve the daily operations of park management, which supports all functional areas to manage, prioritize, and strategically plan for the short- and long-term effectiveness of the park’s mission.

The NPS is a driver of economic activity for our communities - welcoming over 297 million visitors in 2021, nearly rebounding to pre-pandemic levels. While these visits provide inspirational, educational, and recreational opportunities for visitors, they also provide an economic boon to communities; in 2020 alone, visitors spent \$14.5 billion in local gateway regions; supporting more than 234,000 jobs, generating \$9.7 billion in labor income, \$16.7 billion in economic value added, and \$28.6 billion in total economic output.<sup>3</sup>

---

<sup>1</sup> Chief Luther Standing Bear, *Land of Spotted Eagle*, 1933

<sup>2</sup> Lyndon Baines Johnson, remarks on the passage of the Wilderness Act, 1964,

<sup>3</sup> Cullinane Thomas, C., and L. Koontz. 2021. 2020 national park visitor spending effects: Economic contributions to local communities, States, and the nation. Natural Resource Report NPS/NRSS/EQD/NRR—2021/2259. National Park Service, Fort Collins, Colorado. <https://doi.org/10.36967/nrr-2286547>. [www.nps.gov/subjects/socialscience/vse.htm](http://www.nps.gov/subjects/socialscience/vse.htm)



**Budget and Appropriations Overview**

Budget Authority (\$000)	2021 Actual <sup>3</sup>	2022 CR at Annual Rate <sup>4</sup>	2023 Request <sup>5</sup>	Change from 2022 CR at Annual Rate (+/-)
Discretionary	3,112,248	3,344,595	3,607,277	+262,682
Mandatory <sup>1</sup>	1,098,256	1,092,685	1,142,930	+50,245
<b>Total Budget Authority</b>	<b>4,210,504</b>	<b>4,437,280</b>	<b>4,750,207</b>	<b>+312,927</b>
Total FTE <sup>2</sup>	18,814	18,936	20,495	+1,559

<sup>1</sup> Mandatory funding reflects budget authority after impact of any sequestration or pop-ups.

<sup>2</sup> Amounts include FTE funded from discretionary appropriations, mandatory fund sources, reimbursable activity, allocation accounts and FTE provided under supplemental appropriations.

<sup>3</sup> The FY 2021 discretionary amount accounts for transfers of \$8,000,000 to the Semiquincentennial Commission, \$3,300,000 to the 400 Years of African American History Commission, \$770,000 in receipts from the Medical Services Fund, transfers of \$127,000 to the NPS for Drug Trafficking Deterrent Actions, and a rescission of \$23,000,000 in unobligated balances.

<sup>4</sup> The FY 2022 discretionary amount accounts for transfers of \$8,000,000 to the Semiquincentennial Commission, \$3,300,000 to the 400 Years of African American History Commission, \$2,000,000 in receipts from the Medical Services Fund, a rescission of \$21,228,000 in unobligated balances, and \$229,472,000 disaster supplemental.

<sup>5</sup> The FY 2023 discretionary amount accounts for transfers of \$3,300,000 to the 400 Years of African American History Commission.

The discretionary budget request for the NPS is \$3.6 billion, an increase of \$262.7 million compared to the FY 2022 Continuing Resolution at an Annualized Rate. This level supports an estimated 16,412 direct FTE and 1,721 allocation and reimbursable FTE. Recreation fee revenue and other mandatory funding sources provide funding of \$1.1 billion, an increase of \$50.2 million from the FY 2022 Continuing Resolution at an Annualized Rate, supporting 2,362 FTE. The total 2022 request for NPS is \$4.8 billion and 20,495 FTE.

The NPS FY 2023 request prioritizes advancing racial equity and support for underserved communities, tackling the climate crisis in the national park system, conserving our natural resources, and using science to inform decisions. The request makes bold investments essential for the Park Service's continued mission success in its second century while remaining committed to the daily mission of ensuring that the American public continues to have an enriching experience at each and every one of the NPS's sites.

**Operation of the National Park System** –The FY 2023 budget request for operations is \$3.1 billion. This includes \$553.0 million for Resource Stewardship, \$279.8 million for Visitor Services, \$444.2 million for Park Protection, \$959.0 million for Facility Operations and Maintenance including \$136.0 million for repair and rehabilitation projects and \$188.2 million for cyclic maintenance projects, \$636.1 million for Park Support and \$217.6 million for External Administrative Costs. The FY 2023 operations budget includes a \$179.8 million increase to support science and build NPS resiliency to climate change and increase NPS conservation efforts. The operations account also includes a \$30.0 million investment to

advance racial justice and tell the full stories of underserved communities. Additionally, to invest in the future of our parks, this account supports \$30.8 million to build park capacity throughout the National Park System in visitor services, park protection, facility operations and maintenance and park support and \$9.8 million for additional responsibilities in NPS operations. The budget includes \$24.0 million in law enforcement and security investments including funding for body worn cameras, U.S. Park Police capacity, training and icon park security. It also includes \$4.6 million to support expanded bandwidth and network capacity.

**Centennial Challenge** – This appropriation, requested at \$15.0 million, would provide a Federal match to leverage partner donations for signature projects and programs at national parks. The Centennial Challenge program is instrumental in garnering and fostering strong partnerships. All Federal funds must be matched on a 50/50 basis, leveraging a total of at least \$30.0 million.

**National Recreation and Preservation** – The FY 2023 budget request for National Recreation and Preservation appropriation is \$74.6 million. This appropriation is dedicated to supporting local community efforts to preserve natural and cultural resources. Natural resources programs funded in this account support collaborative and community-driven efforts and outcome-focused investments to preserve and enhance rural landscapes, urban parks and rivers, important ecosystems, cultural resources, and wildlife habitat. NPS cultural programs support public participation in preservation of the Nation’s cultural heritage through National Register Programs and research and training in historic preservation and conservation. The 2023 NPS budget maintains funding for NR&P programs such as Rivers, Trails and Conservation Assistance and National Register programs and retains important grant programs for Chesapeake Gateways and Trails, Native American Graves Protection and Repatriation, Japanese American Confinement Sites, American Battlefield Protection Program Assistance, American Indian and Native Hawaiian Art and Culture, and the 9/11 Memorial Act. This appropriation also supports management of Heritage Partnership Programs as well as cooperation with other nations on park and heritage resource management issues.

**Historic Preservation Fund** – The Historic Preservation Fund (HPF) supports Historic Preservation Offices in States, territories, and Tribal lands to preserve historically and culturally significant sites and provides competitive grants to other, non-Federal entities. The FY 2023 budget request for the HPF is \$151.8 million. This includes an increase of \$8.0 million for grants to Tribal Historic Preservation Offices as part of the budget’s advancement of racial justice and equity for underserved communities, and \$2.0 million for grants to State Historic Preservation Offices to help meet preservation responsibilities under the National Historic Preservation Act to protect and preserve historic resources, based on local needs and priorities. The appropriation also increases Competitive grants by \$5.0 million for large preservation grants within the African American Civil Rights program, also as part of the budget’s advancement of racial justice and equity for underserved communities, and increases Paul Bruhn Historic Revitalization Grants by \$2.5 million to support subgrant programs for historic preservation projects that stimulate economic growth in rural areas. The request also provides \$10.0 million for grants-in-aid to Historically Black Colleges and Universities (HBCUs) to support preservation of historic structures on HBCU campuses and \$25.0 million for Save America’s Treasures grants.

**Construction** – The FY 2023 budget request includes \$279.3 million to fund construction projects, equipment replacement, management, planning, operations, and special projects. This includes \$134.7

million for line-item construction, including \$10.0 million for the remediation of abandoned mineral lands to clean up these hazardous sites and return them to their natural condition. The FY 2023 request also includes \$16.7 million dedicated to fielding and integrating zero emission vehicle (ZEV) and charging capacity for the NPS ZEV fleet, \$12.1 million for DOI Field Communications Modernization, and \$2.3 million to improve bandwidth and network capacity.

## **Budget Priorities**

---

**Natural Resources Conservation Initiative** – The 2023 budget is an important step by the Biden-Harris Administration to address the critical challenges of our time by increasing scientific capacity and improving strategic thinking and resource planning to leave lands and waters preserved for future generations to use and enjoy. The Conservation initiative directly supports several Administration priorities laid out in Executive Order 14008 - Tackling the Climate Crisis at Home and Abroad including (1) conserve 30 percent of the nation’s lands and waters by 2030 (the “America the Beautiful” Initiative), (2) establish a Civilian Climate Corps, and (3) support climate resilience and adaptation.

NPS is a vital component of the governmentwide approach to address the impacts of climate change. The 2023 budget includes multiple and varied investments to better understand and address resource challenges on park lands stemming from climate change. The FY 2023 NPS budget request proposes \$227.6 million, summarized in the table below, in targeted investments servicewide to protect the nation’s treasured natural resources from 21<sup>st</sup> century threats. Stewardship of our natural resources is a mission critical task for NPS and, as such, the task is ingrained in NPS units, programs, budget activities and appropriations. For natural resource conservation, the FY 2023 budget seeks to bolster existing successful programs protecting wildlife and landscape, fund climate change science and resiliency, and increase resources supporting climate and natural resource decision making.

The NPS operations account includes funding requests totaling \$179.8 million to support the initiative. Fundamental to this effort is a \$57.0 million increase to operational budgets to improve the capacity of parks and other field offices to engage in the full range of natural resource management activities in support of E.O. 14008. The requested increase also includes \$29.6 million to engage in high-priority natural resource projects on a range of issues, such as wildlife migration corridors, wildland fire fuels management, climate resilience, and responding to natural resource threats.

E.O. 14008 directs agencies to work closely with Federal and non-Federal partners on tackling the climate crisis. The request includes amounts to support several partnership programs. In FY 2023, the NPS plans to complement existing youth partnership programs by directing \$31.0 million to implement the Civilian Climate Corps (CCC) established in E.O. 14008. As part of the CCC, NPS will work in partnership with Tribes, States, and local governments to advance locally designed projects that improve climate-driven economic opportunities in urban and rural communities. For example, the CCC will create opportunities and strengthen special hiring authorities, such as the Indian Youth Service Corps, to advance the conservation and protection of Indigenous natural and cultural resources through maintenance, research, resilience, and mitigation. Programming will align indigenous traditional cultural values with projects that provide sustainable and long-term benefits for the program participants and residents of the impacted lands.

The NPS will also use \$17.0 million for Research Learning Centers that facilitate the use of parks for scientific research, support science-informed decision making, and help communicate the knowledge gained through research in educational and outreach programs. Similarly, the NPS plans to use \$5.5 million for Cooperative Ecosystem Studies Units, which bring together scientists, resource managers, students, and other conservation professionals to conduct collaborative and interdisciplinary applied projects that address resource issues at multiple scales and in an ecosystem context. The request also includes \$1.0 million to support the South Florida Ecosystem Restoration Task Force to develop and implement responses to invasive species threatening the integrity of the Everglades ecosystem.

The work of the NPS Inventory and Monitoring Program, for which the budget requests an additional \$16.0 million, is vital to park managers and research partners as it provides critical data on key resources at parks that have significant natural resources. Similarly, the NPS Socioeconomic Monitoring program, for which the budget requests \$3.5 million, supports park management and other research by improving understanding of the demographics and behaviors of park visitors and stakeholders. The budget also includes \$2.0 million to establish a permanent NPS Incident Management Team that will plan for and respond to emergencies including natural disasters and wildland fire, which have increased in pace due to the effects of climate change and \$1.0 million to ensure strong public health planning and response for emerging issues, in support of Executive Order 13994 – Ensuring a Data-Driven Response to COVID-19 and Future High-Consequence Public Health Threats.

To improve NPS climate adaptation and resilience efforts, the budget includes increases totaling \$47.7 million for the construction account. The budget includes a \$10.0 million increase for abandoned mineral lands projects supporting the President’s commitment to create jobs for skilled technicians and operators in some of the hardest hit communities in the Nation, while cleaning up hazardous sites and supporting efforts to improve the environment, restore water quality, and restore natural resources to their original condition. The budget includes \$7.0 million for unscheduled projects that address damage from emergencies, critical system failures, and extreme environmental conditions. The proposal includes \$10 million for climate vulnerability assessments at parks to inform management decisions, ensuring NPS operations and investments are resilient to the effects of climate change. The budget includes \$4.0 million for environmental impact planning and compliance pursuant to the National Environmental Policy Act (NEPA) to help the NPS determine the long-term ramifications or benefits of major project or program investments, which may include climate change resiliency or response needs.

The budget includes \$16.7 million to expand the NPS Zero Emission Vehicle (ZEV) fleet. The request supports the President’s goal of transitioning to a fully ZEV Federal fleet which includes electric and hydrogen fuel cell vehicles. Funding will support vehicle acquisitions and deploying necessary vehicle charging and refueling infrastructure.

#### FY 2023 Conservation Initiative

Appropriation	FY 2023 Request (\$000)
<b>Operation of the National Park System</b>	<b>+179,791</b>
Increase Park Capacity for Natural Resource Management	+57,000
Civilian Climate Corps	+31,000
Natural Resource Projects	+29,571
Research Learning Centers	+17,000

Appropriation	FY 2023 Request (\$000)
Inventory and Monitoring Program	+16,000
Increase Management and Policy Support for Climate and Natural Resource Decision Making	+12,500
Cooperative Ecosystem Studies Units	+5,500
Cultural Resources Climate Assessment Team	+3,720
Socioeconomic Monitoring	+3,500
Permanent Incident Management Team	+2,000
Everglades Restoration and Research	+1,000
Public Health Protection	+1,000
<b>National Recreation and Preservation</b>	<b>+150</b>
Federal Lands to Parks	+150
<b>Construction</b>	<b>+47,687</b>
Emergency and Unscheduled Projects – Climate Adaptation	+7,000
Abandoned Mineral Lands Projects	+10,000
Zero Emission Vehicles - Equipment Replacement	+ 16,687
Support for Climate Vulnerability Assessments	+10,000
Environmental Impact Planning and Compliance	+4,000
<b>Total, FY 2023 Conservation Initiative</b>	<b>+227,628</b>

**Advancing Racial Justice and Equity for Underserved Communities** – The Biden-Harris Administration, through Executive Order 13985, Advancing Racial Equity and Support for Underserved Communities, directs Federal agencies to operate in an environment that advances equity for all, including people of color and others who have been historically underserved, marginalized, and adversely affected by persistent poverty and inequality. The FY 2023 NPS budget proposes \$48.0 million in targeted investments servicewide to advance racial justice and equity for underserved communities. In FY 2023, the NPS budget provides a \$5.0 million increase for the African American Civil Rights Network and strategically invests to expand base operations at parks that preserve important stories in the history of civil rights and marginalized communities. Additionally, the budget supports additional interpretation and education projects throughout the national park system dedicated to telling the stories of marginalized communities, establishes a program to staff underserved community outreach coordinators in the nation’s 12 largest metro areas, dedicates funding to increase the recruitment and on-boarding of a diverse talent pool for the NPS, and provides \$5.0 million to establish a new HPF grant program that specifically supports larger African American Civil Rights physical preservation projects.

The NPS is committed to respecting and strengthening Indigenous connections, enhancing our nation-to-nation relationships, and fully upholding our trust and treaty responsibilities. To that end, the NPS FY 2023 budget proposes \$4.3 million to increase capacity, strengthen partnerships and improve coordination with Tribal nations by supporting additional Tribal liaisons in parks and regional offices, as well as Native American Graves Repatriation Act (NAGPRA) specialists, archeologists specializing in Tribal artifacts, and Tribal compliance and coordination specialists. Additionally, the budget proposes \$8.0 million to increase support for the growing number of Tribal Historic Preservation Offices in activities pursuant to the National Historic Preservation Act and \$1.4 million to fully staff the Office of Native American Affairs.

The FY 2023 budget also demonstrates the NPS's commitment to making parks accessible to all visitors and employees: the budget includes \$5.0 million to implement a servicewide network that puts accessibility on equal footing with other important facility and programmatic considerations and will ensure NPS compliance with all Federal laws and industry best practices.

### Advancing Racial Justice and Equity for Underserved Communities

Appropriation	FY 2023 Request (\$000)
<b>Operation of the National Park System</b>	<b>+30,000</b>
<b>New and Critical Responsibilities at Parks Preserving the Story of Underrepresented Communities</b>	<b>+19,294</b>
African American Civil Rights Network	+5,000
Underserved Community Outreach Coordinators	+2,400
Interpretation and Education Projects	+2,000
Selma to Montgomery NHT	+1,050
Medgar and Myrlie Evers Home NM	+940
Workforce and Inclusion Directorate	+800
Reconstruction Era NHP	+783
Martin Luther King, Jr. NHP	+771
Birmingham Civil Rights & Freedom Riders NM	+644
Ocmulgee Mounds NHP	+509
Amache NHS	+505
Camp Nelson NM	+497
Little Rock Central High School NHS	+493
Knife River Indian Villages NHS	+375
Tuskegee Institute NHS and Tuskegee Airmen NHS	+360
National Capital Parks – East	+354
Pullman NM	+333
Gila Cliff Dwellings NM	+300
Maggie L. Walker NHS	+270
Tule Lake NM	+223
Minidoka NHS	+210
Kaloko-Honokōhau NHP and Haleakalā NP	+195
Booker T. Washington NM	+145
Sand Creek Massacre NHS	+137
<b>Tribal Liaison Support</b>	<b>+5,706</b>
Office of Native American Affairs	+1,396
Regional Office – Anchorage	+568
Regional Office – Philadelphia	+349
Bandelier NM, Pecos NHP, Petroglyph NM, Salinas Pueblo Missions NM, Valles Caldera NM	+305
Nez Perce NHP	+300
Saguaro NP	+290
Regional Office – Atlanta	+263
Redwood NP	+218
Horseshoe Bend NMP	+190
Regional Office – Washington, D.C.	+180

Appropriation	FY 2023 Request (\$000)
Grand Canyon NP	+180
Wind Cave NP	+172
National Capital Parks – East	+157
Glacier Bay NP&Pres	+154
Knife River Indian Villages NHS	+150
Manhattan Project NHP	+143
Bighorn Canyon NRA, Devils Tower NM, Fort Laramie NHS, Little Bighorn Battlefield NM	+140
Hopewell Culture NHP	+128
Pipestone NM	+123
Delaware Water Gap NRA	+93
Colonial NHP	+82
Grand Portage NM	+75
Capitol Reef NP	+50
<b>Park Accessibility</b>	<b>+5,000</b>
Park Accessibility for Visitors and Employees (PAVE) Network	+5,000
<b>Historic Preservation Fund</b>	<b>+13,000</b>
Tribal Historic Preservation Offices	+8,000
African American Civil Rights Grants	+5,000
<b>Construction</b>	<b>+5,000</b>
Assess and Address Transportation Barriers to Parks from Underserved Communities	+5,000
<b>Total, FY 2023 Advancing Racial Justice and Equity for Underserved Communities</b>	<b>+48,000</b>

### New and Critical Responsibilities at Parks Preserving the Story of Underrepresented Communities

- African American Civil Rights Network (+\$5,000,000/+1 FTE)** – Funding will support the crucial work being done by the African American Civil Rights Network to present a comprehensive narrative of the people, places, and events associated with the African American Civil Rights movement in the U.S.; \$3.4 million of the \$5.0 million increase will support the Center for Civil Rights Research at the University of South Carolina through a cooperative agreement to further the work of the Network, including outreach to support network applications. The remainder of the \$5.0 million increase will be competitively available to all network sites, facilities, and programs. These cooperative agreements would fund historical research and documentation, educational materials, and interpretative events and activities telling African American civil rights history and stories. No bricks and mortar projects would be eligible. Any partner receiving funds through a cooperative agreement would be required to be a Network member or have a project directly benefitting a Network member.
- Underserved Community Outreach Coordinators (+\$2,400,000/+12 FTE)** – Funding will support 12 urban outreach and community engagement coordinators in and with urban national parks to build strategic community relationships, increase engagement with historically excluded communities and organizations, and build more inclusive park connections with urban communities. The cohort of coordinators will be managed from a central office that will

implement national strategies, foster a community of practice, collective support, and access to research and innovation. The coordinators will be placed in national parks in some of the most populous metropolitan areas in United States, such as Los Angeles, Miami, or Atlanta.

- **Interpretation and Education Projects (+\$2,000,000/+0 FTE)** – Funding will provide additional and dedicated capacity to support interpretative projects servicewide, specifically focused on telling the story of historically marginalized groups. Eligible project topics will include but are not limited to civil rights movements, the history of slavery and its aftermath, the struggle for equal opportunity, and Native American history.
- **Selma to Montgomery National Historic Trail (+\$1,050,000/+10 FTE)** – Funding will support increased visitor services, law enforcement, administrative, and other support staff, and facility operational and management costs associated with the expansion of the Selma Interpretive Center and the creation of a voting rights center that honors the legacy of Civil Rights leaders, including that of the late Rep. John Lewis.
- **Medgar and Myrlie Evers Home National Monument (+\$940,000/+11 FTE)** – Funding will provide for law enforcement, facility maintenance, and visitor services to support initial park operations. Authorized in the John D. Dingell, Jr. Conservation, Management, and Recreation Act (P.L. 116-9), the park was fully established in FY 2021. Tours of the site were available under previous owners, so funding for staffing and operations is needed to continue to provide public access. Additionally, funding will support partnership coordination efforts and enable the park to more effectively engage with local communities in telling important stories relating to the African American experience.
- **Workforce and Inclusion Directorate (+\$800,000/+5 FTE)** – Funding will ensure the NPS workforce reflects the diversity of America. Five new FTE would focus on employee engagement, organizational development, staffing and recruitment, data analytics, and workforce planning. These employees would help NPS inform business decisions and HR strategy related to workforce strength, diversity, and the impact of HR policies on workforce demographics. The new staff would also help NPS establish a position tracking process that monitors authorized positions, encumbered positions, and vacancies to help NPS conduct succession planning. Additional capacity would perform workforce studies to assist in organizational culture enhancement and change, and work closely with NPS organizations to facilitate transformational change.
- **Reconstruction Era National Historical Park (+\$783,000/+7 FTE)** – Funding will support operations at this new park unit established in 2017 as a national monument which was redesignated a national historic park in 2019. The request provides staff for park financial oversight and management as well as cultural resources management and conservation. The site includes several units such as Darrah Hall and Brick Baptist Church located at the historic Penn Center on St. Helena Island, Camp Saxton in Port Royal, and the Old Firehouse in Beaufort.
- **Martin Luther King, Jr. National Historical Park (+\$771,000/+8 FTE)** – Funding will provide for law enforcement, cultural resource stewardship, facility maintenance and interpretive staff to support the newly acquired birth and life homes of Martin Luther King, Jr. The park would use funding to cover associated maintenance, curation, and interpretation of the sites in order to enhance visitor experience and expand public access. Additionally, funding will support growing museum management and administrative demands, including regular environmental monitoring for museum areas and exhibits, and cataloging museum collections.



- **Birmingham Civil Rights & Freedom Riders National Monument (+\$644,000/+5 FTE)** – Funding will provide for administrative support and law enforcement to support increased park operations at the Gaston Motel in Birmingham and the bus depot in Anniston. The funding will enhance the visitor experience, address infrastructure and maintenance needs, provide decision making closer to the front line, and expand public access. Additionally, funding will support law enforcement activities and will provide the park with staff capacity to manage projects associated with historic structures.
- **Ocmulgee Mounds National Historical Park (+\$509,000/+4 FTE)** – Funding will enable the park, which does not currently have law enforcement coverage, to provide full law enforcement patrol services. Additionally, funding will support a Cultural Resource Specialist and a Tribal Relations Coordinator for 1,300 new acres authorized by the John D. Dingell, Jr. Conservation, Management, and Recreation Act (P.L. 116-9). The Tribal Relations Coordinator will work with Tribal nations actively engaged with the park and the cultural resource specialist will ensure the new sites are preserved. These positions demonstrate a strong commitment to protecting sacred sites and being a collaborative neighbor and partner to Native American Tribes.
- **Amache National Historic Site (+\$505,000/+5 FTE)** – Funding will provide for operations at this newly authorized site, including two staff at the site’s research center, an interpretation assistant, and two maintenance staff. The Granada Relocation Center, located in rural southwestern Colorado and more commonly known as Amache, was one of ten incarceration sites established by the War Relocation Authority during World War II to detain Japanese Americans who were forcibly removed from their communities on the West Coast. Though the original buildings associated with the incarceration camp were removed or demolished after Amache closed in 1945, several have since been reconstructed or returned to the site, and widespread concrete building foundations, the intact road network, and other elements of the historic landscape remain.
- **Camp Nelson National Monument (+\$497,000/+6 FTE)** – Funding will provide for law enforcement, cultural resources, and facility maintenance to support initial park operations. The park would hire staff to perform compliance work, protect and steward historical resources, provide interpretation to the public, maintain the site, and ensure the safety of visitors and staff. Additionally, funding will enable the park to support an archeologist position to plan and execute cultural resource preservation activities and manage project compliance.
- **Little Rock Central High School National Historic Site (+\$493,000/+2 FTE)** – Funding will support the park in standing up and implementing a law enforcement program to ensure visitor, staff, and resource protection. It will also support the boundary modification from the Little Rock Central High School National Historic Site Boundary Modification Act (P.L. 115-117) by allowing the park to support appropriate preservation of the historic residences now within the park.
- **Knife River Indian Villages National Historic Site (+\$375,000/+3 FTE)** – Funding will support increasing park capacity in resource stewardship. The purpose of the park is to preserve, protect, and interpret archeological and natural resources as they relate to cultural and agricultural lifestyles of the Northern Great Plains Indian peoples, and to conduct research to further understand how these lifestyles have changed over time. This increase supports the creation of an integrated (natural and cultural) resource management framework at the park that acknowledges

the dynamic landscape's effect on the people over the long periods of time the Northern Great Plains Indian peoples and their ancestors inhabited the land.

- **Tuskegee Institute National Historic Site and Tuskegee Airmen National Historic Site (+360,000/+3 FTE)** – Funding will provide for interdisciplinary visitor experience planning and project management, along with support for law enforcement activities.
- **National Capital Parks - East (+\$354,000/+5 FTE)** – Funding will provide increased capacity in interpretation and education and facility maintenance in order to facilitate increased operating days and hours for African American cultural and historic sites in the District of Columbia: Carter G. Woodson Home NHS, Mary McLeod Bethune Council House NHS, and Frederick Douglass NHS.
- **Pullman National Monument (+\$333,000/+5 FTE)** – Funding will support the hire of permanent staff in facility operations and maintenance, visitor services and administrative support in order to fully staff and maintain 7-day week operations at the newly rehabilitated visitor center. Additionally, funding for Park Guides to conduct interpretive tours specifically at the factory site rather than at the visitor center.
- **Gila Cliff Dwelling National Monument (+\$300,000/+2 FTE)** – Funding will support increased operational staff to allow the park to operations of the facilities previously maintained by the US Forest Service at Gila National Forest called the "Gila Center". The park utilizes the center for facilities critical to the NPS mission at Gila Cliffs including housing, office space, visitor center, and water/wastewater. NPS assumed operational responsibilities from the US Forest Service through an agreement in FY 2020.
- **Maggie L. Walker National Historic Site (+\$270,000/+3 FTE)** – Funding will keep park interpretative and community engagement capacity at pace with increased visitation and the increased profile of Mrs. Walker's history. Community groups and partner organizations have been increasingly requesting interaction with park staff for joint programming and community relations; this request would allow park staff to develop these relationships and programs.
- **Tule Lake National Monument (+\$223,000/+2 FTE)** – Funding will provide additional protection, maintenance, and custodial staff at the Tule Lake Segregation Unit. Maintenance and custodial staff will directly support the site during the busy summer season, augmenting the park's capacity to maintain the historic structures, cultural landscape, and exhibits. Additional law enforcement staff will deter trespassing and vandalism at the site, which is only accessible during interpreter-led tours.
- **Minidoka National Historic Site (+\$210,000/+3 FTE)** – Funding will support operations and maintenance of the visitor center in order to provide quality visitor services and management for the museum collection. Established in 2001, Minidoka NHS had almost no public infrastructure and provided limited visitor services and access. The new visitor center, dedicated in 2020, is a significant part of the site's visitor experience. This funding will ensure the facility is open for recreational access and enjoyment.
- **Kaloko-Honokōhau National Historic Park and Haleakalā National Park (+\$195,000/+2 FTE)** – Funding will help Hawaii parks better engage with Native Hawaiian communities, facilitating Native Hawaiian participation in park planning, programming, operations, recruiting, and outreach. Funds will provide for full-time community liaisons to support all Hawaiian parks; the positions will primarily focus on Native Hawaiian stakeholders at parks focused on preservation and interpretation of Native Hawaiian sites, history, and culture.

- **Booker T. Washington National Monument (+\$145,000/+1 FTE)** – Funding will provide increased operational capacity for park protection in order to accommodate visitor access to newly built recreational trails. The new recreational trails directly connect the local community to the open spaces, greenways, and interpretive offerings of the national monument.
- **Sand Creek Massacre National Historic Site (+\$137,000/+2 FTE)** – Funding will support a park guide to provide visitor services at the newly-opened visitor center, as well as protective and surveillance services through contracts with local law enforcement.

### **Tribal Liaison Support**

- **Office of Native American Affairs (+\$1,396,000/+8 FTE)** - Funding will provide support to the recently appointed Assistant to the Director, Native American Affairs Liaison. Specifically, funds will allow for the hire of additional nation-to-nation liaisons across the country. Funding will also support travel and training for staff and Superintendents on Tribal issues, and cultural heritage training for park rangers.
- **Regional Office – Anchorage (+\$568,000/+4 FTE)** – Funding will support permanent staff dedicated to advancing equity for underserved communities, documenting the effects of climate change on cultural resources, and protecting indigenous lifeways. Newly funded positions include a climate impacts archeologist to assist Tribal and rural communities to prepare for and adapt to the impacts of climate change.
- **Regional Office – Philadelphia (+\$349,000/+3 FTE)** – Funding will support training for park staff in Tribal consultations and cultural competency, as well as compliance with the Native American Graves Act (NAGPRA) and Repatriation and Archeological Resources Protection Act. This funding will also to provide indigenous curatorial support that facilitates access to collections for local Tribal governments and citizens.
- **Bandelier National Monument, Pecos National Historical Park, Petroglyph National Monument, Salinas Pueblo Missions National Monument, Valles Caldera National Preserve (+\$305,000/+3 FTE)** – Funding will create a Tribal community engagement program to facilitate and coordinate consultation, engagement, and collaboration with Tribal communities. The funding also supports a community engagement intern from the local community.
- **Nez Perce National Historical Park (+\$300,000/+2 FTE)** – Funding will support Tribal liaison activities and the creation of a dedicated Tribal Liaison and Consultation Division in the park with permanent staff and support from two Tribal Public Lands Corps interns.
- **Saguaro National Park (+\$290,000/+3 FTE)** - This funding for a Tribal community engagement program will assist three parks, including Tumacácori National Historical Park and Casa Grande Ruins National Monument, that have demonstrated success in hosting underrepresented youth programs. The positions, recruited within the local community, will provide pathways into Federal service for Tribal youth.
- **Regional Office – Atlanta (+\$263,000/+2 FTE)** – Funding will support permanent staff, including a Tribal liaison, to facilitate government-to-government relations with associated tribes and to ensure a coordinated approach to NPS compliance with laws, regulations, and policies.
- **Redwood National Park (+\$218,000/+2 FTE)** – Funding will support management and coordination of the Condor Management Program. The reintroduction of condors at Redwood is a high-profile program due to the strong connection to the Yurok Tribe. The partners appreciate the charismatic quality of reintroducing the largest North American land bird to the world’s tallest

forests. Implementation of the program requires an effective manager to coordinate activities across all park operations, oversee the care and management of captive and wild birds capable of daily movements of hundreds of miles, and plan and execute operations on a daily basis in partnership with the Yurok Tribe Wildlife Department and US Fish and Wildlife Service. In addition to program coordination and operations, staff are necessary to manage the condor flock, provide security at the flight pen facility, and manage condor/human interactions in the park.

- **Horseshoe Bend National Military Park (+\$190,000/+2 FTE)** – Funding will expand the park’s capacity for engagement with tribes with the addition of a permanent Tribal liaison and museum technician.
- **Regional Office – Washington D.C. (+\$180,000/+1 FTE)** – Funding will support creation of a regional Office of Native American Affairs to advise and provide policy guidance to regional and park leadership on matters related to Tribal engagement, government-to-government consultation, and strengthening relationships with traditionally associated indigenous communities.
- **Grand Canyon National Park (+\$180,000/+2 FTE)** – Funding will support the expansion of the park’s Tribal engagement program. The park maintains consultative relationships with eleven Tribal governments, each with communities tied to the Grand Canyon through historic and cultural relationships. This funding will provide direct intake and career development for Tribal members, community engagement, and expanded programming centered on Tribal communities.
- **Wind Cave National Park (+\$172,000/+1 FTE)** – Funding will expand capacity for Tribal engagement at the three parks in the Black Hills of South Dakota, including Mount Rushmore National Monument and Jewel Cave National Monument, with the addition of a permanent Tribal liaison. This shared position will be dedicated to strengthening relationships with affiliated Tribal communities.
- **National Capital Parks East (+\$157,000/+1 FTE)** – Funding will support a Tribal liaison to coordinate Tribal engagement and outreach efforts across all park program areas, to improve access of indigenous communities to ancestral lands, to develop educational opportunities for Tribal youth, to integrate Tribal perspectives and traditional ecological knowledge into resource management strategies, including climate-resilient shoreline co-management plans.
- **Glacier Bay National Park and Preserve (+\$154,000/+1 FTE)** – Funding will support engagement with members of its underserved communities, Glacier Bay National Park and Preserve requests funding for a Tribal House Manager to oversee planning, programing, and operations of the Xunaa Shuká Hít, the Huna Tribal House located in Bartlett Cove. This employee will manage Huna Tribal House programs, functions, and operations in collaboration with the Hoonah Indian Association (HIA), the Federally recognized Tribal government representing the Huna Tlingit. Through Tribal House programming, this employee will guide and facilitate efforts to incorporate Tribal input in the stewardship of park resources and build equitable career opportunities for Tribal members.
- **Knife River Indian Villages National Historical Park (+\$150,000/+1 FTE)** – Funding will support a permanent coordinator for the park’s Indian Youth Ancestral Lands crew to assist with natural resource protection and further understanding of indigenous cultures.
- **Manhattan Project National Historical Park (+\$143,000/+1 FTE)** – Funding will support a Tribal liaison to improve and implement effective Tribal consultation for 27 tribes affiliated with park units in three States, to incorporate Tribal histories into the visitor experience, and to identify opportunities for tribes to enrich and benefit from the local tourism economy.

- **Bighorn Canyon National Recreation Area, Devils Tower National Monument, Fort Laramie National Historic Site, Little Bighorn Battlefield National Monument (+140,000/+1 FTE)** – Funding will support expanded capacity for Tribal engagement with the parks, including facilitating annual consultations, through the addition of a dedicated Tribal liaison position.
- **Hopewell Culture National Historical Park (+\$128,000/+1 FTE)** – Funding will allow the park to hire a permanent staff position and fund youth employment and outreach programs, to strengthen relationships with Tribes and build partnerships among underserved communities.
- **Pipestone National Monument (+\$123,000/+1 FTE)** – Funding will support interTribal internships, following the recommendation of seven affiliated tribes, through expansion of the park’s Youth Conservation Corps. The park will build on an existing pilot project for Native youth to engage a permanent coordinator and twelve interns in culturally appropriate stewardship activities that protect the tallgrass prairie ecosystem. The park will partner with the South Dakota State University American Indian Student Center to provide safe housing for Tribal youth interns.
- **Delaware Water Gap National Recreation Area (+\$93,000/+1 FTE)** – Funding will allow a permanent Tribal liaison to join the park’s staff and assist the park and its Federal partners with consultations and engagement with six affiliated tribes.
- **Colonial National Historical Park (+\$82,000/+1 FTE)** – Funding will support expansion of the park’s Tribal engagement program with the addition of a Tribal liaison. The park’s Tribal relations team will expand engagement with tribes affiliated with NPS sites in Virginia and Maryland.
- **Grand Portage National Monument (+\$75,000/+0 FTE)** – Funding will support co-management of park resources with the Grand Portage Band through expansion of an existing Tribal self-governance agreement. This funding will support Tribal operation of the park’s maintenance division and continue a successful twenty-year partnership.
- **Capitol Reef National Park (+\$50,000/+1 FTE)** – Funding will support a Tribal liaison and enhance park planning and compliance consultations with affiliated tribes and communities.

### **Park Accessibility and Historic Preservation**

- **Park Accessibility for Visitors and Employees** – Funding of \$5.0 million would allow NPS to implement a “network” model to improve accessibility. Members of the network will come from different parts of the Service and the disability community who will inform and direct national level coordination, policy, guidance, and oversight. This funding request would provide technical assistance and training for parks to improve accessibility for visitors and employees.
- **Tribal Historic Preservation Offices** – The budget includes an additional \$8.0 million for THPOs to assist the growing number of Tribes involved in historic preservation activities and compliance with Federal preservation mandates. These grants enable individual Tribes to conduct activities pursuant to the National Historic Preservation Act to preserve vanishing Tribal cultural resources and heritage.
- **Competitive African American Civil Rights Grants** – An additional \$5.0 million will be used to support larger projects that preserve the sites and stories of the struggle for African-American equality. Working through the African American Civil Rights Network applicants would qualify for projects up to \$5.0 million.

**Assess and Address Transportation Barriers to Parks from Underserved Communities** – NPS will use this \$5.0 million to deploy existing tools to identify the barriers that inhibit underserved communities from accessing NPS park units. The NPS would expand partnerships with the Federal Highway Administration, municipalities and other organizations to devise solutions to bring these populations to Federal lands.

**Additional Responsibilities** – The budget proposes \$9.8 million spread across multiple ONPS budget subactivities for additional responsibilities at parks and central offices. In FY 2023, funding will support stand-up of operations at Ste. Genevieve National Historical Park, the World War I Memorial, the September 11<sup>th</sup> National Memorial Trail Route and the Transcontinental Railroad Commemoration Program at Golden Spike NHP. Funding also supports the management of newly added lands, facilities, visitors centers and interpretive offerings at Klondike Gold Rush NHP, San Antonio Missions NHP, Mississippi NR&RA and Chesapeake and Ohio Canal NHP as well as park protection increases at Catoctin MP, Death Valley NP, and Hot Springs NP. Specific increases are shown in the following table and described in detail below:

#### Additional Responsibilities

Park Area/Program	Amount (\$000)
Hot Springs NP	+816
Ste. Genevieve NHP	+738
Katahdin Woods and Waters NM	+575
Diversity Recruitment Strategy	+503
San Antonio Missions NHP	+501
Jimmy Carter NHS	+500
Regional Office – Washington, D.C.	+448
Death Valley NP	+445
Mississippi NR&RA	+402
Mill Springs Battlefield NM	+400
Catoctin MP	+384
Uniform Program	+350
Vicksburg NMP	+350
Chesapeake & Ohio Canal NHP	+344
Katmai NP & Pres	+311
Manhattan Project NHP	+300
September 11 <sup>th</sup> National Memorial Trail Route	+250
Golden Spike NHP	+232
National Mall and Memorial Parks	+220
Petersburg NB	+200
Saratoga NHP	+200
Klondike Gold Rush NHP - Seattle Unit	+198
Andersonville NHS	+190
Wrangell-Saint Elias NP& Pres	+190
Weir Farm NHS	+175
White Sands NP	+175
Petrified Forest NP	+175
Ice Age NST	+57

Park Area/Program	Amount (\$000)
Tallgrass Prairie NPres	+49
Perry's Victory & International Peace Memorial	+42
Roosevelt Campobello IP	+33
<b>Total, Additional Responsibilities</b>	<b>+9,753</b>

- **Hot Springs National Park (+\$816,000/+3 FTE)** – Funding will support the hire, training and equipping of additional law enforcement rangers in order to increase the park's law enforcement capacity to meet critical needs. Specifically, the increase ensures that the park can maintain multiple rangers per shift and provide coverage 24-hours a day, critical for a park that receives 1.5 million visitors a year and shares a traversable border with the City of Hot Springs.
- **Ste. Genevieve National Historical Park (+\$738,000/+6 FTE)** – Funding will support additional interpretive, administrative, facility management, and resource management staffing corresponding to the growing needs of the unit as it reaches full establishment. Additionally, funding will support the hire of an integrated resource management program lead and provide annual funding for cooperative agreements to address the need for oral histories, research, and exhibit development in collaboration with community partners and stakeholders.
- **Katahdin Woods and Waters National Monument (+\$575,000/+4 FTE)** – Funding will provide initial and increased operational capacity in resource stewardship, park protection, interpretation and education, and administrative support in order to facilitate the ongoing establishment of park operations. Funding will address the initial cataloguing, mapping and stewardship of the natural and cultural resources for 87,000 acres of protected land and 300 miles of rustic logging roads. Funding will also provide operations, maintenance, and ranger staff for a new visitor center.
- **Diversity Recruitment Strategy (+\$503,000/+3 FTE)** – Funding will support NPS efforts to implement E.O. 14035 – Diversity, Equity, Inclusion and Accessibility in the Federal Workforce, and the NPS priority to connect and empower a thriving and diverse workforce. This effort will strengthen the NPS' ability to recruit, hire, develop, promote, and retain talent and remove barriers to equal opportunity. In alignment with the executive order, the NPS will implement concrete strategies and best practices to recruit, develop, retain, engage and motivate a diverse, results-oriented, high-performing workforce; create a high-level advisory council focused on developing a strategic, organizational response to persistent challenges related to diversity recruitment, and establish the infrastructure for collecting and sharing workforce data to drive decision-making.
- **San Antonio Missions National Historical Park (+\$501,000/+5 FTE)** – Funding will support resource management, business services, community engagement, and visitor services and protection to sustain the system of acequias, or irrigation canals, that flow through parks lands and weave together the complex community histories and subtropical ecosystem of the park's World Heritage Site resources. Additional base funding advances the park's mission to serve and sustain the complex human and natural environments of a historically underrepresented urban community that is home to descendants of indigenous and Latino peoples who built the Missions.
- **Jimmy Carter National Historic Site (+\$500,000/+7 FTE)** – Funding will provide for law enforcement and facility maintenance staff to support management of the Carter Compound and Gnann house.

- **Regional Office – Washington, D.C. (+448,000/+3 FTE)** – Funding will support the hiring of two realty specialists in order to increase the regional capacity to coordinate right-of-way and riverbed permitting requests. The current and expected workload has exceeded the capacity of the region to provide services within a reasonable timeframe. The demand for right-of-way and riverbed permits for the national capital area is exceptionally high due to a confluence of several factors including the region's population and development density, the pattern, extent, and history of Federal land ownership; the number of parkways; and the Secretary of the Interior's unique authority to permit certain uses of the bed of the Potomac River. In addition, many of these requests are for complex projects valued in the hundreds of millions which address critical infrastructure needs within and around the nation's capital. Additionally, funding will support increased operational capacity in park protection to assess and address physical security issues for facilities across the region. Funding will support the hire of a physical security specialist charged with bringing all National Capital Area sites into compliance with Departmental Manual 444, Physical Protection and Facility Security.
- **Death Valley National Park (+\$445,000/+3 FTE)** – Funding will support the park's capacity to prevent, locate, and destroy illegal marijuana grow operations within the park. These grow operations cause irreparable damage to sensitive desert spring ecosystems and important cultural resources. Funding would provide additional staff, supplies, and equipment necessary to monitor potential grow sites and to respond when grow operations that are identified. Additional resources will also help the park better coordinate efforts with other law enforcement agencies. Once identified, grow sites need to be cleaned-up, including plants removal, irrigation infrastructure demolition, and clearing any wastes or contamination as part of site restoration. Due to the extremely isolated locations of the grow sites, and hazardous climate, it can take many hours or even multiple days just to access the sites. Due to the market values of the illegal crops, the sites may be protected, which may require multiple staff members, law enforcement rangers, and extensive resources to clean-up.
- **Mississippi National River and Recreation Area (+\$402,000/+4 FTE)** – Funding will support increased law enforcement, maintenance, natural resource stewardship and planning responsibilities driven by the park's new Coldwater Spring unit. In 2010, 27.3 acres of land that housed the former Bureau of Mines Twin Cities Research Center was directly transferred to the park for the purposes of opening the land to public recreation and restoring it to more natural conditions. Since that time the park economized its capacity and made significant progress on those ends by removing non-significant structures, improving trails, and establishing/restoring urban wildlife habitat. The additional capacity will allow the park to address the new operational responsibilities and devote dedicated capacity to consulting with the unit's stakeholders.
- **Mill Springs Battlefield National Monument (+\$400,000/+ 5 FTE)** – Funding will support law enforcement and visitor services to support initial park operations. Authorized in the John D. Dingell, Jr. Conservation, Management, and Recreation Act (P.L. 116-9), the park was fully established in FY 2021. The request will fund personnel and operations to provide public access.
- **Catoctin Mountain Park (+\$384,000/+3 FTE)** – Funding will support the hiring, training, and equipping of three law enforcement rangers in order to increase capacity commensurate with inter-agency security agreements. In 2021, the park signed new Memoranda of Agreement with the U.S Secret Service and US. Navy that obliges the park to provide increased monitoring of trail closures and other perimeter areas in the vicinity of Camp David.



- **NPS Uniform Program (+\$350,000/+2 FTE)** – Funding will provide dedicated management support for the NPS uniform program. To date, the NPS-wide uniform program has been funded by a financial assessment on the field rather than by any direct base funding. Dedicated funding will allow for consistency in program management and reliability in service delivery.
- **Vicksburg National Military Park (+\$350,000/+5 FTE)** – Funding will support law enforcement, safety, and maintenance at Vicksburg NMP. The National Defense Authorization Act of FY 2015 (P.L. 113-291) authorized additional, discontinuous battlefield lands that require significant resources to manage. Resource and visitor protection, resources management, law enforcement, and maintenance response times at these sites will improve with additional staff and resources.
- **Chesapeake and Ohio Canal National Historical Park (+\$344,000/+4 FTE)** – Funding will provide increased capacity in facility maintenance and operations, interpretation, visitor services, and visual information to support new canal boat program operations in Williamsport, Maryland and Georgetown, District of Columbia. Funding will ensure proper maintenance and visitor access to interpretive offerings of the sites including boat tours over the newly restored and rewatered Conococheague Aqueduct and Georgetown section of the C&O Canal.
- **Katmai National Park and Preserve (+\$311,000/+2 FTE)** – Funding will provide a dedicated Water Treatment Operator to support a newly acquired, Federal water treatment facility in King Salmon, AK. Hiring this position will increase Katmai’s capacity to meet increasing demand for potable water caused by recent increases in visitation. Additionally, funding will support interpretive staff and joint operational costs to provide for a multi-agency public private partnership with King Salmon visitor center. The shared facility supports visitor education and access to the entire Katmai region.
- **Manhattan Project National Historic Park (+\$300,000/+4 FTE)** – Funding will support permanent staffing for site management at the Los Alamos and Oak Ridge sites, as well as seasonal interpretive staffing at all three sites. This would facilitate consistent management across the three geographically dispersed sites of this unit, as well as provide for a comparable visitor experience at each site.
- **September 11th National Memorial Trail Route—Regional Office - Philadelphia (+\$250,000/+1 FTE)** – Funding will allow the NPS to begin to meet its administrative requirements under P.L. 117-48 which designates the September 11<sup>th</sup> National Memorial Trail Route, a 1,300 mile system of trails and roadways that symbolize resiliency and character while linking the National September 11 Memorial and Museum in New York City, the National 9/11 Pentagon Memorial in Arlington, VA, and the Flight 93 National Memorial in Shanksville, PA. The NPS will work with all the trail route stakeholders to achieve the intent of the Act while producing the best results for the American people.
- **Golden Spike National Historical Park (+\$232,000/+2 FTE)** – Funding will support development of a multi-State program commemorating and interpreting the Transcontinental Railroad. This request includes permanent staff, as well as funding the production of educational materials in order to explore the railroad’s impact on the histories and experiences of the diverse communities along its path through six States. Additional base funding allows the park to implement this Congressionally mandated program, to engage underserved communities with inclusive stories of their contributions to the development of the nation’s transportation

infrastructure, and to increase opportunities for visitation and economic development related to tourism along the route.

- **National Mall and Memorial Parks (+\$220,000/+3 FTE)** – Funding will support interpretation, education, volunteer coordination and permitting capacity for the newly completed World War I Memorial in Pershing Park, Washington, D.C. The memorial was dedicated on April 16, 2021 and honors the sacrifice of the 4.7 million Americans who served in World War I. The construction costs of the memorial were privately raised, and the majority of the future facility operations and maintenance costs will be provided by the American Battle Monuments Commission.
- **Petersburg National Battlefield (+\$200,000/+4 FTE)** – Funding will provide increased capacity in facility maintenance, resource stewardship, park protection and interpretation and education in order to facilitate the successful assumption of operations at the newly acquired site of the Breakthrough at Petersburg, which has been restored to its battlefield state of April 2, 1865.
- **Saratoga National Historical Park (+\$200,000/+2 FTE)** – Funding will provide increased capacity in park protection, facility maintenance and administrative support in order to open and maintain two newly acquired sites in Schuylerville, NY, including the Saratoga Surrender Site.
- **Klondike Gold Rush NHP - Seattle Unit (+\$198,000/+3 FTE)** – Funding will support basic interpretive services at the partner-constructed and -owned visitor center located at the Bainbridge Island Japanese American Exclusion Memorial. The Memorial's partners own the approximately 8 acres of non-Federal land that comprises the Memorial and have constructed (using raised funds and grants) the Memorial's features, including a commemorative wall, departure deck, pavilion, and temporary ranger station. In FY 2023, the Memorial's partners expect to complete construction of the visitor center; the NPS is currently in negotiations to provide staff for interpretive services.
- **Andersonville National Historic Site (+\$190,000/+1 FTE)** - Funding will support enforcement of The Veterans Cemetery Benefit Correction Act (PL 115-184). The act requires the Secretary of the Interior to provide an outer burial receptacle (grave liner) for each new grave in an open national cemetery administered by the National Park Service. Andersonville National Historic Site manages the only open national cemetery administered by the NPS and is the only NPS site affected by this legislation.
- **Wrangell-Saint Elias National Park and Preserve (+\$190,000/+1 FTE)** – Funding will support interpretive staff and joint operational costs to provide for a multi-agency public private partnership with the Tok/Ahtna visitor center. The shared facility supports visitor education services and cultural resources.
- **Petrified Forest National Park (+\$175,000/+2 FTE)** – Funding will support additional law enforcement, facility management, and resource management staffing to allow visitor access to newly-acquired acreage, as well as to address needs relating to the extensive archeological and paleontological resources on those lands.
- **Weir Farm National Historical Park (+\$175,000/+2 FTE)** – Funding will provide increased capacity in facility maintenance, facility operations and interpretation and education in order to fully staff and maintain recently improved historical properties and landscape. Funding will ensure proper maintenance and reliable visitor access to all interpretive offerings of the site including the home, studio, and grounds of J. Alden Weir and his family.

- **White Sands National Park (+\$175,000/+2 FTE)** – Funding will support permanent paleontologist and archeologist positions to address resource management responsibilities stemming from the boundary expansion and change in designation in the National Defense Authorization Act of FY 2020 (P.L. 116-92).
- **Ice Age National Scenic Trail (+\$57,000/+0 FTE)** – Funding will provide for increased operations and maintenance costs stemming from vacating existing GSA leased space.
- **Tallgrass Prairie National Preserve (+\$49,000/+0 FTE)** - Funding will provide for increased operations and maintenance costs stemming from vacating existing GSA leased space.
- **Perry’s Victory & International Peace Memorial (+\$42,000/+0 FTE)** – Funding will support required increases in personnel expenses due to a change to the applicable Federal Wage System pay area, which was implemented in FY 2020.
- **Roosevelt Campobello International Park (+\$33,000/+0 FTE)** – Funding will ensure the NPS’s contribution to the international park is commensurate with funding provided by our Canadian partners, and is funded at the Roosevelt Campobello International Park Commission’s proposed level.

**Building Operational Capacity in the National Park System** – The budget proposes +\$30.8 million and +275 FTE spread across the National Park System to strengthen all critical functions at parks in support of the NPS priority of investing in the future of our parks. Collectively, the NPS has lost more than 15 percent of its ONPS-funded capacity since FY 2010. Over the same period, 33 units have been added to the national park system, and visitation has grown by more than 40 million annually, or 15 percent. The NPS has already seen visitation levels rebound from COVID-19 impacted 2020 visitation levels and anticipates record breaking demand in the near future. In order to meet this anticipated demand, the proposed increase will allow parks to strengthen their core operations, expand successful programs, assess the impact of external forces on the park, hire additional staff from the local community, implement long-standing priorities, address deferred issues, improve the condition of all resources, offer increased programming for visitors, or a number of other actions. The request directly supports the Administration, Secretarial and the NPS Director’s priorities and efforts to rebuild and protect the Federal workforce, rebuild core functions and capacities, empower a thriving and diverse NPS workforce, and deliver results for all Americans.

### **Administrative Priorities**

---

**Diversity, Equity, Inclusion, and Accessibility Initiative** – The NPS budget includes \$800,000 as part of a Departmentwide Diversity, Equity, Inclusion, and Accessibility budget initiative to address identified high-priority needs in support of Executive Order 13985, Advancing Racial Equity and Support for Underserved Communities Through the Federal Government, and Executive Order 13988, Preventing and Combating Discrimination on the Basis of Gender Identity and Sexual Orientation. As part of this initiative, the Department, bureaus, and offices will jointly conduct a review of the Diversity, Equity, Inclusion, and Accessibility program across Interior to identify gaps, challenges, and best practices and to examine Department and bureau roles, responsibilities, and governance.

**Zero Emission Vehicles and Charging Infrastructure** – In support of the Conservation initiative and the President’s goal of transitioning to a fully Zero Emission Vehicle Federal fleet, the NPS budget includes \$16.7 million for zero emission vehicle acquisitions and necessary vehicle charging and

refueling infrastructure. The NPS ZEV acquisitions may include vehicles for both its agency-owned and GSA-leased segments of its vehicle fleet, including incremental costs of leased vehicles and lease payments to GSA for conversion of agency-owned vehicles to GSA's leased fleet where appropriate. To ensure effective and efficient deployment of ZEVs, the NPS will undertake preparation and planning for arriving ZEVs at its facilities, properly prioritizing transition to ZEVs where it is simplest and allow time for additional planning where mission demands pose a challenge to transitioning based on current technologies. Integral to this preparation is growth in the number of agency-accessible re-fueling points (vehicle charging stations). In installing this infrastructure on-site to support acquired ZEVs, the NPS will take the long-term view to ensure efficiencies and thereby ensure wise infrastructure decisions that limit total expenditures. Using its experienced personnel and lessons learned in the fleet arena, the NPS will undertake a process that relies on a cross-functional team of staff from fleets, operations, facilities, finance, and acquisition departments with executive leadership support. The collaboration will not stop with initial deployment, as the NPS fleet and facility managers will work closely and employ existing training and tools to control utility costs by managing the overall charging load and thereby ensuring a seamless operation that now will involve building systems and vehicles together. Further, the NPS will ensure proper training of personnel to address any initial shortcomings in terms of any necessary ZEV knowledge and operations as the advanced vehicle technologies roll into the NPS fleet.

**Justice40 Initiative** – The 2023 budget includes \$4.0 million Department-wide, including \$225,000 for NPS, for dedicated staff resources to provide programmatic expertise, coordination, and outreach support to implement the Justice40 Initiative to increase environmental justice in Federal programs. Interior bureaus and offices are an important component of the Administration's objective for 40 percent of overall benefits of Federal investments that impact climate change and generate clean energy to be directed to disadvantaged communities. Interior has identified more than 50 programs with a budget totaling over \$3.0 billion that contribute to this forward-thinking initiative. Funding in 2023 will be used to develop methodologies to identify and quantify the benefits of Justice40 programs, demonstrate how and where covered programs distribute benefits, and pursue strategies for maximizing the benefits to vulnerable communities in the future. Agencies will also pursue and document stakeholder engagement in the initiative.

**DOI Field Communication Modernization** – The 2023 request includes \$12.1 million for NPS as part of a coordinated \$28.6 million investment across BIA, NPS, FWS, USGS, and the Office of the Chief Information Officer for field communication modernization. This investment will enhance communications management in emergency situations, land and resource management, scientific studies, emergency management, wildland fire, and law enforcement mission areas. Where agency policy permits, and technology aligns these mission areas will have access to capabilities such as local control over the network to assign users and create talk groups and determine who can access or manage mobile devices and platform applications. This investment will also deploy mobile broadband connectivity and provide employees working in the field with voice, video, and data capabilities for all missions. In many locations, the deployment of these capabilities will enhance or replace a voice-only, mid-20th century land mobile radio technology with technology that is cheaper to operate and maintain.

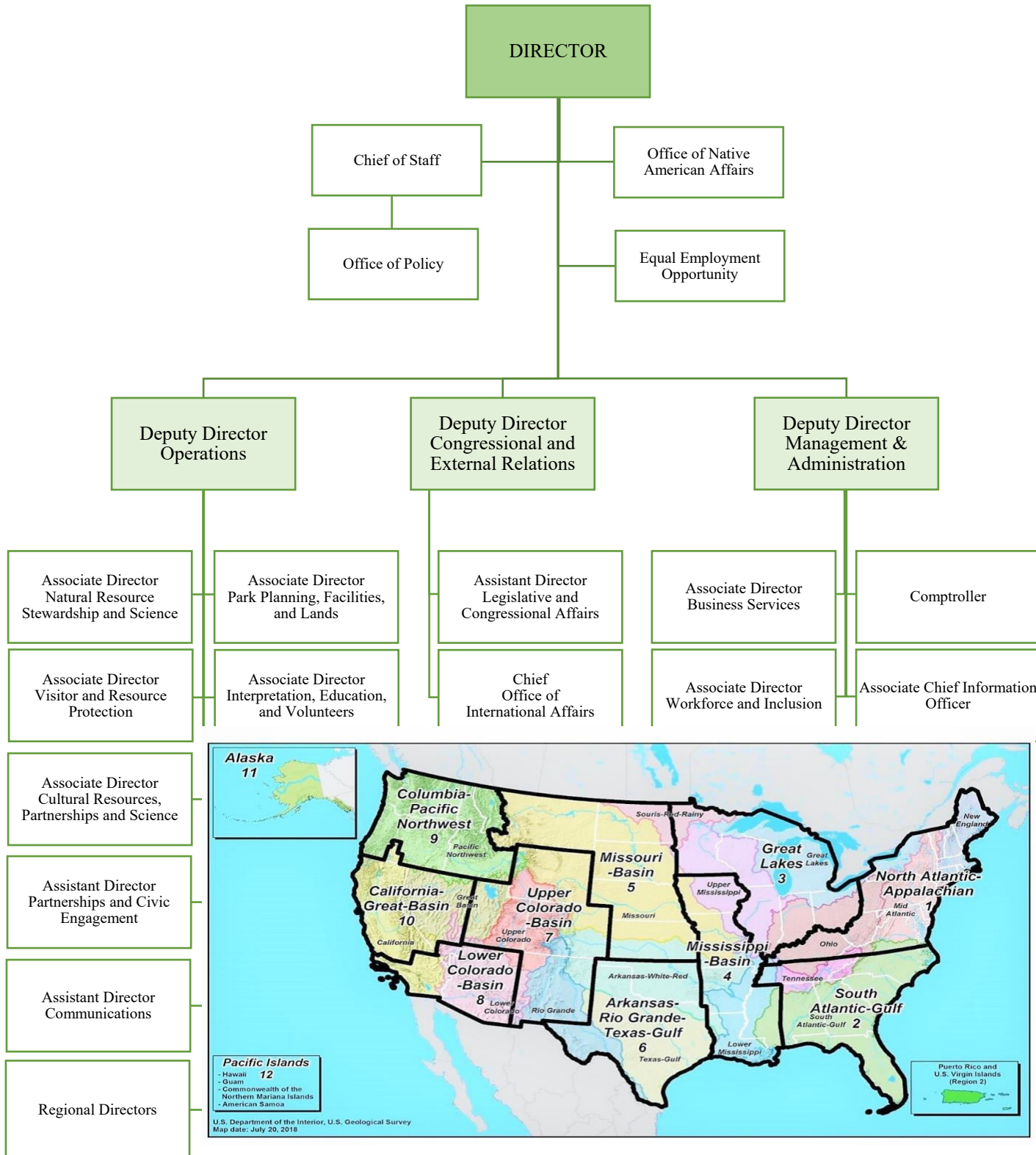
**Good Accounting Obligation in Government Act Report** – The Good Accounting Obligation in Government Act (GAO-IG Act, P.L. 115-414) enacted January 3, 2019, requires that Agencies report the status of each open audit recommendation issued more than one year prior to the submission of the

Agency's annual budget justification to Congress. The Act requires Agencies to include the current target completion date, implementation status, and any discrepancies on closure determinations.

The Department of the Interior leadership takes audit follow-up very seriously and considers our external auditors, to include the Government Accountability Office (GAO) and Office of the Inspector General, valued partners in not only improving the Department's management and compliance obligations but also enhancing its programmatic and administrative operations. As stewards of taxpayer resources, the Department applies cost-benefit analysis and enterprise risk management principles in recommendation implementation decisions. The Department's GAO-IG Act Report will be available at the following link: <https://www.doi.gov/cj>.

**Deferred Maintenance and Repair** - In 2022, NPS began transforming the facility condition assessment process to provide a more streamlined, comprehensive, consistent, and timely identification of repair needs estimates of the NPS portfolio, including how it estimates deferred maintenance and repair (DM&R). DM&R needs for the NPS portfolio are calculated using three components: parametric condition assessments, a commonly used tool, for industry standard assets; Federal Highways Administration (FHWA) assessments for transportation assets, and work orders for most other assets. For all DOI bureaus, DM&R reported in a particular year is comprised of maintenance actions not carried out on particular assets, often as a result of directing limited resources to more critical maintenance, renewal, or modernization needs. This aligns with Interior's investment criteria for asset management programs that considers facility condition as one factor to ensure assets enable delivery of mission or other benefits. See Special Exhibit A for additional detail.

# Organizational Chart



THIS PAGE INTENTIONALLY LEFT BLANK

## National Park System Units by Associated Unified Interior Region

### Alaska

1. Alagnak Wild River	7. Denali NPres	13. Katmai NPres	19. Noatak NPres
2. Aniakchak NM	8. Gates of the Arctic NP	14. Kenai Fjords NP	20. Sitka NHP
3. Aniakchak NPres	9. Gates of the Arctic NPres	15. Klondike Gold Rush NHP	21. Wrangell-Saint Elias NP
4. Bering Land Bridge NPres	10. Glacier Bay NP	16. Kobuk Valley NP	22. Wrangell-Saint Elias NPres
5. Cape Krusenstern NM	11. Glacier Bay NPres	17. Lake Clark NP	23. Yukon-Charley Rivers NPres
6. Denali NP	12. Katmai NP	18. Lake Clark NPres	

### Arkansas-Rio Grande-Texas-Gulf

24. Alibates Flint Quarry NM	29. Chickasaw NRA	34. Padre Island NS	39. Washita Battlefield NHS
25. Amistad NRA	30. Fort Davis NHS	35. Palo Alto Battlefield NHP	
26. Big Bend NP	31. Guadalupe Mountains NP	36. Rio Grande WSR	
27. Big Thicket NPres	32. Lake Meredith NRA	37. San Antonio Missions NHP	
28. Chamizal NMem	33. Lyndon B Johnson NHP	38. Waco Mammoth NM	

### California-Great Basin

40. César E. Chávez NM	47. Great Basin NP	54. Pinnacles NP	59. San Francisco Maritime NHP
41. Crater Lake NP	48. John Muir NHS	55. Point Reyes NS	60. Sequoia NP
42. Death Valley NP	49. Kings Canyon NP	56. Port Chicago Naval Magazine NMem	61. Tule Lake NM
43. Devils Postpile NM	50. Lassen Volcanic NP	57. Redwood NP	62. Whiskeytown NRA
44. Eugene O'Neill NHS	51. Lava Beds NM	58. Rosie the Riveter WWII Home Front NHP	63. Yosemite NP
45. Fort Point NHS	52. Manzanar NHS		
46. Golden Gate NRA	53. Muir Woods NM		

### Columbia-Pacific Northwest

64. City of Rocks NRes	69. Hagerman Fossil Beds NM	74. Minidoka NHS	79. Oregon Caves NM & Pres
65. Craters of the Moon NM	70. John Day Fossil Beds NM	75. Mount Rainier NP	80. Ross Lake NRA
66. Craters of the Moon NPres	71. Lake Chelan NRA	76. Nez Perce NHP	81. San Juan Island NHP
67. Ebey's Landing NHR	72. Lake Roosevelt NRA	77. North Cascades NP	82. Whitman Mission NHS
68. Fort Vancouver NHS	73. Lewis & Clark NHP	78. Olympic NP	

### Great Lakes

83. Apostle Islands NL	89. Grand Portage NM	96. Lincoln Home NHS	102. River Raisin NBP
84. Charles Young Buffalo Soldiers NM	90. Hopewell Culture NHP	97. Mississippi NRRA	103. Saint Croix NSR
85. Cuyahoga Valley NP	91. Indiana Dunes NP	98. Perry's Victory & International Peace Memorial	104. Sleeping Bear Dunes NL
86. Dayton Aviation NHP	92. Isle Royale NP	99. Pictured Rocks NL	105. Voyageurs NP
87. First Ladies NHS	93. James A Garfield NHS	100. Pipestone NM	106. William Howard Taft NHS
88. George Rogers Clark NHP	94. Keweenaw NHP	101. Pullman NM	
	95. Lincoln Boyhood NMem		

### Lower Colorado-Basin

107. Cabrillo NM	115. Grand Canyon NP	123. Organ Pipe Cactus NM	131. Tumacacori NHP
108. Canyon de Chelly NM	116. Hohokam Pima NM	124. Petrified Forest NP	132. Tuzigoot NM
109. Casa Grande Ruins NM	117. Hubbell Trading Post NHS	125. Pipe Spring NM	133. Walnut Canyon NM
110. Castle Mountains NM	118. Joshua Tree NP	126. Saguaro NP	134. Wupatki NM
111. Channel Islands NP	119. Lake Mead NRA	127. Santa Monica Mtns NRA	
112. Chiricahua NM	120. Mojave NPres	128. Sunset Crater Volcano NM	
113. Coronado NMem	121. Montezuma Castle NM	129. Tonto NM	
114. Fort Bowie NHS	122. Navajo NM	130. Tule Springs Fossil Beds NM	



---

**Mississippi-Basin**


---

135. Arkansas Post NMem	143. Harry S Truman NHS	150. Natchez Trace NST	159. Vicksburg NMP
136. Brices Cross Roads NBS	144. Herbert Hoover NHS	151. Natchez Trace Parkway	160. William Jefferson Clinton Birthplace Home NHS
137. Buffalo NR	145. Hot Springs NP	152. New Orleans Jazz NHP	161. Wilson's Creek NB
138. Cane River Creole NHP	146. Jean Lafitte NHP & Pres	153. Ozark NSR	
139. Effigy Mounds NM	147. Little Rock Central High School NHS	154. Pea Ridge NMP	
140. Fort Smith NHS	148. Medgar and Myrlie Evers Home NM	155. Poverty Point NM	
141. Gateway Arch NP	149. Natchez NHP	156. Ste. Genevieve NHP	
142. George Washington Carver NM		157. Tupelo NB	
		158. Ulysses S Grant NHS	

---

**Missouri-Basin**


---

162. Agate Fossil Beds NM	169. Fort Union Trading Post NHS	175. Little Bighorn Battlefield NM	182. Tallgrass Prairie NPres
163. Badlands NP	170. Glacier NP	176. Minuteman Missile NHS	183. Theodore Roosevelt NP
164. Big Hole NB	171. Grant-Kohrs Ranch NHS	177. Missouri NRR	184. Wind Cave NP
165. Bighorn Canyon NRA	172. Homestead NHP	178. Mount Rushmore NMem	
166. Brown v. Board of Ed NHS	173. Jewel Cave NM	179. Nicodemus NHS	
167. Fort Larned NHS	174. Knife River Indian Village NHS	180. Niobrara NSR	
168. Fort Scott NHS		181. Scotts Bluff NM	

---

**North Atlantic-Appalachian**


---

185. Abraham Lincoln Birthplace NHS	216. Eisenhower NHS	247. Home of Franklin D Roosevelt NHS	277. Potomac Heritage NST
186. Acadia NP	217. Eleanor Roosevelt NHS	248. Hopewell Furnace NHS	278. Prince William Forest Park
187. Adams NHP	218. Federal Hall NMem	249. Independence NHP	279. Richmond NBP
188. African Burial Grounds NM	219. Fire Island NS	250. John F Kennedy NHS	280. Rock Creek Park
189. Allegheny Portage RR NHS	220. First State NHP	251. Johnstown Flood NMem	281. Roger Williams NMem
190. Antietam NB	221. Flight 93 NMem	252. Katahdin Woods & Waters NM	282. Sagamore Hill NHS
191. Appalachian NST	222. Ford's Theater NHS	253. Korean War Veterans Memorial	283. Saint Croix Island IHS
192. Appomattox Ct House NHP	223. Fort McHenry NM & Historic Shrine	254. Lincoln Memorial	284. Saint Paul's Church NHS
193. Arlington House, The Robert E. Lee Memorial	224. Fort Monroe NM	255. Longfellow House – Washington's HQ NHS	285. Saint-Gaudens NHP
194. Assateague Island NS	225. Fort Necessity NB	256. Lowell NHP	286. Salem Maritime NHS
195. Belmont-Paul Women's Equality NM	226. Fort Stanwix NM	257. Lyndon B. Johnson Mem Grove on the Potomac	287. Saratoga NHP
196. Blackstone River Valley NHP	227. Fort Washington Park	258. Maggie L Walker NHS	288. Saugus Iron Works NHS
197. Bluestone NSR	228. Franklin D. Roosevelt Memorial	259. Mammoth Cave NP	289. Shenandoah NP
198. Booker T Washington NM	229. Frederic Douglass NHS	260. Manassas NBP	290. Springfield Armory NHS
199. Boston African Amer NHS	230. Frederick Law Olmsted NHS	261. Marsh-Billings-Rockefeller NHP	291. Statue of Liberty NM
200. Boston Harbor Islands NRA	231. Fredericksburg & Spotsylvania NMP	262. Martin Luther King, Jr. Mem	292. Steamtown NHS
201. Boston NHP	232. Friendship Hill NHS	263. Martin Van Buren NHS	293. Stonewall NM
202. Camp Nelson NM	233. Gateway NRA	264. Mary McLeod Bethune Council House NHS	294. Thaddeus Kosciuszko NMem
203. Cape Cod NS	234. Gauley River NRA	265. Mill Springs Battlefield NM	295. Theodore Roosevelt Birthplace NHS
204. Carter G. Woodson Home NHS	235. General Grant NMem	266. Minute Man NHP	296. Theodore Roosevelt Inaugural NHS
205. Castle Clinton NM	236. George Washington Birthplace NM	267. Monocacy NB	297. Theodore Roosevelt Island NMem
206. Catocin Mountain Park	237. George Washington Mem Parkway	268. Morristown NHP	298. Thomas Edison NHP
207. Cedar Creek & Belle Grove NHP	238. Gettysburg NMP	269. National Capital Parks-East	299. Thomas Jefferson Memorial
208. Chesapeake & Ohio Canal NHP	239. Governor's Island NM	270. National Mall & Memorial Parks	300. Thomas Stone NHS
209. Clara Barton NHS	240. Great Egg Harbor Scenic & Recreational River	271. New Bedford Whaling NHP	301. Upper Delaware Scenic & Recreational River
210. Colonial NHP	241. Greenbelt Park	272. New River Gorge NP & Pres	302. Valley Forge NHP
211. Constitution Gardens	242. Hamilton Grange NMem	273. Paterson Great Falls NHP	303. Vanderbilt Mansion NHS
212. Delaware NSR	243. Hampton NHS	274. Pennsylvania Avenue NHS	304. Vietnam Veterans Memorial
213. Delaware Water Gap NRA	244. Harpers Ferry NHP	275. Petersburg NB	305. Washington Monument
214. Dwight D. Eisenhower Memorial	245. Harriet Tubman NHP	276. Piscataway Park	306. Weir Farm NHP
215. Edgar Allan Poe NHS	246. Harriet Tubman Underground Railroad NM		307. White House
			308. Wolf Trap NP for the Performing Arts
			309. Women's Rights NHP

310. World War I Memorial

311. World War II Memorial

**Pacific Islands**

312. Haleakala NP	316. Kaloko-Honokohau NHP	319. Pu'uuhonua O Honaunau NHP
313. Hawaii Volcanoes NP	317. National Park of American Samoa	320. Puukohola Heiau NHS
314. Honouliuli NHS		321. War in the Pacific NHP
315. Kalaupapa NHP	318. Pearl Harbor NMem	

**South Atlantic-Gulf**

322. Andersonville NHS	337. Chickamauga & Chattanooga NMP	352. Fort Sumter and Fort Moultrie NHP	368. Russell Cave NM
323. Andrew Johnson NHS			369. Salt River Bay NHP & Ecological Preserve
324. Big Cypress NPres	338. Christiansted NHS	353. Freedom Riders NM	370. San Juan NHS
325. Big South Fork National River & Recreation Area	339. Congaree NP	354. Great Smoky Mountains NP	371. Shiloh NMP
326. Birmingham Civil Rights NM	340. Cowpens NB	355. Guilford Courthouse NMP	372. Stones River NB
327. Biscayne NP	341. Cumberland Gap NHP	356. Gulf Islands NS	373. Timucuan Ecological & Historic Preserve
328. Blue Ridge Parkway	342. Cumberland Island NS	357. Horseshoe Bend NMP	374. Tuskegee Airmen NHS
329. Buck Island Reef NM	343. De Soto NMem	358. Jimmy Carter NHP	375. Tuskegee Institute NHS
330. Canaveral NS	344. Dry Tortugas NP	359. Kennesaw Mountain NBP	376. Virgin Islands Coral Reef NM
331. Cape Hatteras NS	345. Everglades NP	360. Kings Mountain NMP	377. Virgin Islands NP
332. Cape Lookout NS	346. Fort Caroline NMem	361. Little River Canyon NPres	378. Wright Brothers NMem
333. Carl Sandburg Home NHS	347. Fort Donelson NB	362. Martin Luther King, Jr NHP	
334. Castillo de San Marcos NM	348. Fort Frederica NM	363. Moores Creek NB	
335. Charles Pinckney NHS	349. Fort Matanzas NM	364. Ninety Six NHS	
336. Chattahoochee River NRA	350. Fort Pulaski NM	365. Obed Wild and Scenic River	
	351. Fort Raleigh NHS	366. Ocmulgee Mounds NHP	
		367. Reconstruction Era NHP	

**Upper Colorado Basin**

379. Arches NP	390. Chaco Culture NHP	402. Glen Canyon NRA	413. Petroglyph NM
380. Aztec Ruins NM	391. Colorado NM	403. Golden Spike NHP	414. Rainbow Bridge NM
381. Bandelier NM	392. Curecanti NRA	404. Grand Teton NP	415. Rocky Mountain NP
382. Bent's Old Fort NHS	393. Devils Tower NM	405. Great Sand Dunes NP	416. Salinas Pueblo Missions NM
383. Black Canyon of the Gunnison NP	394. Dinosaur NM	406. Great Sand Dunes NPres	417. Sand Creek Massacre NHS
384. Bryce Canyon NP	395. El Malpais NM	407. Hovenweep NM	418. Timpanogos Cave NM
385. Canyonlands NP	396. El Morro NM	408. John D Rockefeller Jr Memorial Parkway	419. Valles Caldera NPres
386. Capitol Reef NP	397. Florissant Fossil Beds NM	409. Manhattan Project NHP	420. White Sands NP
387. Capulin Volcano NM	398. Fort Laramie NHS	410. Mesa Verde NP	421. Yellowstone NP
388. Carlsbad Caverns NP	399. Fort Union NM	411. Natural Bridges NM	422. Yucca House NM
389. Cedar Breaks NM	400. Fossil Butte NM	412. Pecos NHP	423. Zion NP
	401. Gila Cliff Dwellings NM		

Note: The following parks are geographically located in multiple regions. The list above shows only one of those regions in order to accurately itemize all 423 park units and is not indicative of park headquarters or a primary region. The list below indicates the full regional location for parks that reside in multiple regions.

- Appalachian NST: North Atlantic-Appalachian, South Atlantic-Gulf
- Bighorn Canyon NRA: Missouri Basin, Upper Colorado Basin
- Big South Fork NR&RA: North Atlantic-Appalachian, South Atlantic-Gulf
- Blue Ridge Parkway: North Atlantic-Appalachian, South Atlantic-Gulf
- Crater Lake NP: California-Great Basin, Columbia-Pacific Northwest
- Death Valley NP: California-Great Basin, Lower Colorado Basin
- Glacier NP: Columbia-Pacific Northwest, Missouri Basin
- Glen Canyon NRA: Lower Colorado Basin, Upper Colorado Basin
- Gulf Islands NS: Arkansas-Rio Grande-Texas-Gulf, South Atlantic-Gulf
- Klondike Gold Rush NHP: Alaska, Columbia-Pacific Northwest
- Manhattan Project NHP: Columbia-Pacific Northwest, South Atlantic-Gulf, Upper Colorado Basin
- Natchez Trace NST: South Atlantic-Gulf
- Natchez Trace Parkway: Arkansas-Rio Grande-Texas-Gulf, South Atlantic-Gulf

- Yellowstone NP: Missouri Basin, Upper Colorado Basin

THIS PAGE INTENTIONALLY LEFT BLANK

## Park Visitation and Acreage

Park Units and Groups	FY 2021 Recreational Visitation <sup>9</sup>	FY 2021 Acreage Federal <sup>10</sup>	FY 2021 Acreage Gross <sup>11</sup>
Abraham Lincoln Birthplace NHP	246,904	344.5	344.5
Acadia NP	3,994,374	48,207.2	49,076.6
Adams NHP	15,098	9.2	23.8
African Burial Grounds NM	6,680	0.4	0.4
Agate Fossil Beds NM	17,549	2,730.1	3,057.9
Allegheny Portage Railroad NHS	181,841	1,255.0	1,284.3
Amache NHS <sup>8</sup>	0	0.0	0.0
Amistad NRA	1,031,501	57,496.6	62,945.2
Andersonville NHS	51,871	500.9	515.6
Andrew Johnson NHS	61,544	16.7	16.7
Antietam NB	95,150	2,745.2	3,228.9
Apostle Islands NL	289,303	42,160.7	69,377.4
Appalachian NST <sup>1</sup>	0	183,030.8	241,200.2
Appomattox Court House NHP	93,522	1,700.3	1,774.6
Arches NP	1,830,428	76,546.0	76,679.0
Arkansas Post NMem	26,037	663.9	757.5
Assateague Island NS	2,638,771	18,928.3	41,346.5
Aztec Ruins NM	50,853	266.8	318.4
Badlands NP	1,196,078	233,809.1	242,755.9
Baltimore Washington Parkway <sup>2</sup>	0	0.0	0.0
Bandelier NM	221,581	33,654.4	33,676.7
Bent's Old Fort NHS	21,554	735.6	798.5
Bering Land Bridge NPres	2,642	2,651,327.6	2,697,391.0
Big Bend NP	588,902	775,273.4	801,163.2
Big Cypress NPres	2,116,911	677,344.7	720,564.0
Big Hole NB	28,779	655.6	975.6
Big South Fork National River & Recreation Area	795,881	115,422.0	123,698.7
Big Thicket NPres	323,770	108,748.1	113,122.0
Bighorn Canyon NRA	216,412	68,490.9	120,296.2
Birmingham Civil Rights NM <sup>3</sup>	0	0.9	0.9
Biscayne NP	593,952	171,395.4	172,971.1
Black Canyon of the Gunnison NP	343,276	30,730.2	30,779.8
Blackstone River Valley NHP <sup>3</sup>	0	88.0	1,489.0
Blue Ridge Parkway	15,319,290	88,851.9	100,261.4
Bluestone NSR	27,590	3,032.0	4,309.5
Booker T. Washington NM	22,290	239.0	239.0

Park Units and Groups	FY 2021 Recreational Visitation <sup>9</sup>	FY 2021 Acreage Federal <sup>10</sup>	FY 2021 Acreage Gross <sup>11</sup>
Boston African American NHS	228,359	0.0	0.6
Boston Harbor Islands NRA	27,901	245.6	1,482.3
Boston NHP	761,144	38.0	43.8
Brown v. Board of Education NHS	6,733	1.9	1.9
Bryce Canyon NP	2,160,617	35,832.6	35,835.1
Buffalo NR	1,555,392	94,067.8	94,293.3
Cabrillo NM	655,158	159.9	159.9
Camp Nelson NM	27,681	465.0	465.0
Canaveral NS	2,216,031	57,647.7	57,661.7
Cane River Creole NHP	14,358	62.4	205.5
Canyon de Chelly NM	116,807	0.0	83,840.0
Canyonlands NP	920,278	337,570.4	337,597.8
Cape Cod NS	4,102,091	27,549.8	43,608.4
Cape Hatteras Group - Cape Hatteras NS, Fort Raleigh NHS, Wright Brothers NMem	3,951,684	31,127.4	31,294.8
Cape Lookout NS	571,535	25,173.6	28,243.4
Capitol Reef NP	1,378,190	241,223.3	241,904.5
Capulin Volcano NM	102,945	792.8	792.8
Carl Sandburg Home NHS	51,085	268.4	268.5
Carlsbad Caverns NP	304,353	46,427.3	46,766.5
Casa Grande Ruins NM & Hohokam Pima NM	45,545	472.5	2,162.5
Castillo de San Marcos NM & Fort Matanzas NM	970,083	317.8	319.5
Castle Mountains NM <sup>3</sup>	0	20,902.0	21,025.5
Catoctin Mountain Park	518,307	5,888.7	5,889.8
Cedar Breaks NM	795,454	6,154.6	6,154.6
Cedar Creek and Belle Grove NHP <sup>3</sup>	0	135.0	3,705.0
César E. Chávez NM	7,193	10.5	116.6
Chaco Culture NHP	25,145	32,840.1	33,960.2
Chamizal NMem	15,467	54.9	54.9
Channel Islands NP	281,901	79,018.6	249,561.0
Charles Pinckney NHS	29,080	28.5	28.5
Charles Young Buffalo Soldiers NM	8,202	59.7	59.7
Chattahoochee River NRA	3,322,880	5,271.2	12,416.7
Chesapeake & Ohio Canal NHP	5,073,324	14,449.1	19,617.4
Chickamauga & Chattanooga NMP	927,767	9,433.0	9,523.5
Chickasaw NRA	1,535,628	9,894.1	9,898.6
Chiricahua NM & Fort Bowie NHS	61,107	13,021.8	13,024.2
Christiansted NHS, Buck Island Reef NM, Salt River Bay NHP&EPres	115,188	19,266.4	20,032.0

<b>Park Units and Groups</b>	<b>FY 2021 Recreational Visitation<sup>9</sup></b>	<b>FY 2021 Acreage Federal<sup>10</sup></b>	<b>FY 2021 Acreage Gross<sup>11</sup></b>
City of Rocks Nres	100,755	10,022.8	14,407.2
Colonial NHP	3,123,094	8,605.2	8,675.0
Colorado NM	499,455	20,536.4	20,536.4
Congaree NP	211,483	26,601.0	26,692.6
Coronado NMem	128,763	4,828.2	4,830.2
Cowpens NB	214,755	790.9	841.6
Crater Lake NP	679,948	183,223.8	183,224.1
Craters of the Moon NM&Pres	278,277	737,658.8	752,377.3
Cumberland Gap NHP	829,371	24,530.6	24,546.8
Cumberland Island NS	67,075	19,524.9	36,346.8
Curecanti NRA	997,899	43,579.7	43,590.6
Cuyahoga Valley NP	2,588,030	20,514.6	32,571.9
Dayton Aviation Heritage NHP	55,861	85.1	110.6
De Soto NMem	203,654	24.8	30.0
Death Valley NP	1,082,328	3,355,171.6	3,408,395.6
Delaware Water Gap NRA	4,482,318	58,416.8	68,708.9
Denali NP&Pres	229,272	6,036,910.3	6,075,029.0
Devils Postpile NM	135,191	800.2	800.2
Devils Tower NM	553,255	1,346.9	1,347.2
Dinosaur NM	363,037	205,765.5	210,281.9
Dry Tortugas NP	78,324	61,481.2	64,701.2
Ebey's Landing NHR <sup>3</sup>	0	2,774.8	19,333.5
Edgar Allan Poe NHS <sup>3</sup>	0	0.5	0.5
Effigy Mounds NM	56,092	2,489.3	2,526.4
Eisenhower NHS	17,289	690.5	690.5
El Malpais NM	180,859	109,946.8	114,347.1
El Morro NM	64,167	1,039.9	1,278.7
Eleanor Roosevelt NHS	10,312	180.5	180.5
Eugene O'Neill NHS	22,672	13.2	13.2
Everglades NP	894,178	1,508,652.8	1,508,938.6
Fire Island NS	229,986	6,242.2	19,580.7
First Ladies NHS	5,257	0.5	0.5
First State NM <sup>3</sup>	0	1,364.9	1,409.2
Flagstaff Area Parks	526,997	41,364.6	41,642.4
Flight 93 NMem	395,824	1,584.7	2,262.7
Florissant Fossil Beds NM	73,422	6,272.3	6,278.1
Fort Caroline NMem & Timucuan Ecological & Historic Preserve	1,259,509	17,157.0	46,401.1
Fort Davis NHS	48,284	523.0	523.0

Park Units and Groups	FY 2021 Recreational Visitation <sup>9</sup>	FY 2021 Acreage Federal <sup>10</sup>	FY 2021 Acreage Gross <sup>11</sup>
Fort Donelson NB	251,370	1,253.7	1,319.0
Fort Frederica NM	128,021	304.1	305.3
Fort Laramie NHS	42,031	871.8	873.1
Fort Larned NHS	28,752	679.7	718.4
Fort McHenry NM & Historic Shrine	164,115	43.3	43.3
Fort Monroe NM <sup>3</sup>	0	327.1	367.1
Fort Necessity NB	259,563	894.5	902.8
Fort Point NHS	988,594	29.0	29.0
Fort Pulaski NM	415,355	5,365.1	5,623.1
Fort Scott NHS	21,450	16.8	20.1
Fort Smith NHS	96,850	38.0	75.0
Fort Stanwix NM	44,936	15.5	15.5
Fort Sumter & Fort Moultrie NHP	349,893	228.4	232.5
Fort Union NM	11,816	720.6	720.6
Fort Union Trading Post NHS	11,151	370.2	440.1
Fort Vancouver NHS	799,085	197.4	206.7
Fossil Butte NM	21,122	8,198.0	8,198.0
Frederick Law Olmsted NHS	3,027	7.2	7.2
Fredericksburg & Spotsylvania NMP	712,103	7,567.6	8,405.5
Freedom Riders NM <sup>3</sup>	0	6.0	6.0
Friendship Hill NHS	17,349	661.4	674.6
Gates of the Arctic NP&Pres	7,379	8,308,013.2	8,472,505.5
Gateway Arch NP	1,036,043	91.0	192.8
Gateway NRA	8,681,035	20,445.5	26,606.6
Gauley River NRA	168,400	5,243.3	11,565.8
George Rogers Clark NHP	114,365	25.3	26.2
George Washington Birthplace NM	105,788	550.2	653.2
George Washington Carver NM	25,738	240.0	240.0
George Washington Memorial Parkway <sup>4</sup>	7,330,287	6,724.9	6,904.8
Gettysburg NMP	680,820	5,200.6	6,032.1
Gila Cliff Dwellings NM	39,463	533.1	533.1
Glacier Bay NP&Pres	83,117	3,280,840.8	3,281,789.4
Glacier NP	3,071,269	1,012,897.7	1,013,126.4
Glen Canyon NRA	3,159,326	1,239,763.8	1,254,116.6
Golden Gate NRA	13,496,575	57,314.2	82,116.0
Golden Spike NHP	55,481	2,203.2	2,735.3
Governor's Island NM	194,643	22.4	22.9
Grand Canyon NP	4,417,541	1,180,650.9	1,201,647.0



<b>Park Units and Groups</b>	<b>FY 2021 Recreational Visitation<sup>9</sup></b>	<b>FY 2021 Acreage Federal<sup>10</sup></b>	<b>FY 2021 Acreage Gross<sup>11</sup></b>
Grand Portage NM	84,794	710.0	710.0
Grand Teton NP	3,993,439	308,664.5	310,044.4
Grant-Kohrs Ranch NHS	21,981	1,491.5	1,618.4
Great Basin NP	148,536	77,180.0	77,180.0
Great Egg Harbor NS & RR <sup>3</sup>	0	0.0	43,311.4
Great Sand Dunes NP&Pres	612,698	136,373.8	149,027.9
Great Smoky Mountains NP	14,124,368	522,076.7	522,426.9
Guadalupe Mountains NP	237,938	86,367.1	86,367.1
Guilford Courthouse NMP	207,079	254.4	254.4
Gulf Islands NS	4,908,403	99,779.3	138,305.5
Hagerman Fossil Beds NM	8,623	4,334.7	4,351.2
Haleakala NP	742,211	33,264.5	33,264.6
Hampton NHS	7,525	62.0	62.0
Harpers Ferry NHP	311,046	3,561.0	3,669.2
Harriet Tubman NHP & Harriet Tubman Underground RR NHP <sup>3</sup>	0	480.5	511.5
Harry S Truman NHS	10,658	12.6	12.6
Hawaii Volcanoes NP	1,013,575	325,605.3	325,605.3
Herbert Hoover NHS	62,846	181.1	186.8
Home of Franklin D Roosevelt NHS	40,935	838.4	838.4
Homestead NM of America	52,916	204.5	210.5
Honouliuli NHS <sup>3</sup>	0	123.0	154.5
Hopewell Culture NHP	44,416	1,146.4	1,775.8
Hopewell Furnace NHS	45,588	848.1	848.1
Horseshoe Bend NMP	49,821	2,040.0	2,040.0
Hot Springs NP	2,129,543	5,026.1	5,554.2
Hovenweep NM	26,866	784.9	784.9
Hubbell Trading Post NHS	11,256	160.1	160.1
Independence NHP	1,240,765	34.8	44.9
Indiana Dunes NP	3,075,921	11,108.4	15,349.1
Isle Royale NP	25,670	539,281.9	571,790.3
James A. Garfield NHS	20,678	7.8	7.8
Jean Lafitte NHP & Pres	244,437	21,080.7	26,786.7
Jewel Cave NM	107,678	1,273.5	1,273.5
Jimmy Carter NHS	23,154	47.5	78.4
John D. Rockefeller, Jr. MEM PKWY	1,653,103	23,777.2	23,777.2
John Day Fossil Beds NM	142,635	13,456.2	14,062.2
John F. Kennedy NHS	0	0.1	0.1
John Muir NHS	35,632	338.3	344.1

<b>Park Units and Groups</b>	<b>FY 2021 Recreational Visitation<sup>9</sup></b>	<b>FY 2021 Acreage Federal<sup>10</sup></b>	<b>FY 2021 Acreage Gross<sup>11</sup></b>
Johnstown Flood NMem	141,449	169.0	177.8
Joshua Tree NP	3,035,854	781,908.9	795,155.9
Kalaupapa NHP	18,297	22.9	10,778.9
Kaloko-Honokohau NHP	225,180	615.9	1,163.1
Katahdin Woods and Waters NM	39,558	87,564.3	87,564.3
Katmai NP&Pres, Aniakchak NM&Pres, & Alagnak WR	24,849	4,567,368.6	4,725,186.9
Kenai Fjords NP	409,380	603,129.9	669,650.1
Kennesaw Mountain NBP	2,052,893	2,896.3	2,913.6
Keweenaw NHP	12,036	135.8	1,870.0
Kings Mountain NMP	266,710	3,945.3	3,945.3
Klondike Gold Rush - Seattle Unit NHP	30,521	0.0	0.0
Klondike Gold Rush NHP	32,154	3,420.0	12,996.5
Knife River Indian Villages NHS	11,091	1,595.9	1,751.0
Lake Clark NP&Pres	18,206	3,740,754.8	4,030,110.2
Lake Mead NRA	7,657,801	1,471,003.3	1,495,815.5
Lake Meredith NRA & Alibates Flint Quarry NM	1,488,044	46,056.7	46,348.6
Lake Roosevelt NRA	1,412,068	100,390.3	100,390.3
Lassen Volcanic NP	429,598	106,505.4	106,589.0
Lava Beds NM	105,589	46,692.4	46,692.4
Lewis & Clark NHP	266,287	2,745.6	3,410.2
Lincoln Boyhood NMem	112,603	185.7	200.0
Lincoln Home NHS	76,814	12.0	12.2
Little Bighorn Battlefield NM	210,833	765.3	765.3
Little River Canyon NPRES	846,394	11,170.5	15,291.6
Little Rock Central High School NHS	83,116	2.2	28.2
Longfellow House - Washington's Headquarters NHS	30,457	2.0	2.0
Lowell NHP	40,511	31.7	141.7
Lyndon B. Johnson NHP	102,649	674.3	1,571.7
Maggie L. Walker NHS	1,804	0.4	1.3
Mammoth Cave NP	482,657	52,007.6	54,016.3
Manassas NBP	559,365	4,426.3	5,073.4
Manhattan Project NHP	19,324	113.6	113.6
Manhattan Sites <sup>5</sup>	1,266,787	9.5	10.2
Manzanar NHS	112,694	813.8	813.8
Marsh-Billings-Rockefeller NHP	41,648	555.1	643.1
Martin Luther King, Jr. NHP	16,672	14.1	39.2
Martin Van Buren NHS	9,354	52.2	284.9
Medgar & Myrlie Evers Home NM	554	0.7	0.7
Mesa Verde NP	540,690	52,252.0	52,485.2

Park Units and Groups	FY 2021 Recreational Visitation <sup>9</sup>	FY 2021 Acreage Federal <sup>10</sup>	FY 2021 Acreage Gross <sup>11</sup>
Mill Springs Battlefield NM <sup>3</sup>	0	18.0	1,459.2
Minidoka NHS	16,076	388.3	396.3
Minute Man NHP	1,023,965	801.9	1,027.8
Minuteman Missile NHS	154,968	40.2	43.8
Mississippi NRR	216,614	91.7	53,775.0
Missouri NRR	146,887	872.4	48,456.6
Mojave NPres	807,792	1,485,280.2	1,547,955.0
Monocacy NB	154,040	1,552.8	1,646.9
Montezuma Castle NM & Tuzigoot NM	519,405	1,380.2	1,827.4
Moore's Creek NB	58,742	87.8	87.8
Morristown NHP	326,997	1,705.7	1,710.7
Mount Rainier NP	1,693,493	236,334.7	236,381.6
Mount Rushmore NMem	2,410,719	1,239.5	1,278.5
Muir Woods NM	594,014	523.0	553.6
Natchez NHP	61,747	97.4	119.8
Natchez Trace Parkway, Natchez Trace NST, Brices Cross Roads NBS, Tupelo NB	6,348,815	52,209.3	63,377.5
National Capital Parks-East <sup>6</sup>	2,664,982	14,568.8	14,849.8
National Mall & Memorial Parks <sup>7</sup>	20,803,699	371.5	372.6
National Park of American Samoa	7,776	0.0	8,256.7
Natural Bridges NM	80,479	7,636.5	7,636.5
Navajo NM	8,586	360.0	360.0
New Bedford Whaling NHP	8,965	0.3	34.0
New Orleans Jazz NHP	22,100	0.0	5.1
New River Gorge NP & PRES	1,547,053	54,014.0	72,345.9
Nez Perce NHP	322,892	3,863.1	4,564.9
Nicodemus NHS	4,012	1.6	4.4
Ninety Six NHS	101,160	1,021.9	1,021.9
Niobrara NSR	90,592	1,030.4	29,088.6
North Cascades NP, Lake Chelan NRA, Ross Lake NRA	936,056	679,965.7	684,294.7
Obed WSR	241,309	4,181.0	5,489.9
Ocmulgee Mounds NHP	125,054	701.5	3,401.9
Olympic NP	2,726,643	913,573.7	922,649.4
Oregon Caves NM&Pres	32,987	4,554.0	4,554.0
Organ Pipe Cactus NM	196,834	329,365.3	330,688.9
Ozark NSR	1,326,213	61,368.4	80,784.3
Padre Island NS	629,868	130,355.5	130,434.3
Palo Alto Battlefield NHS	112,556	1,809.9	3,426.9
Paterson Great Falls NHP	321,721	0.4	51.3

Park Units and Groups	FY 2021 Recreational Visitation <sup>9</sup>	FY 2021 Acreage Federal <sup>10</sup>	FY 2021 Acreage Gross <sup>11</sup>
Pea Ridge NMP	82,642	4,278.8	4,300.4
Pearl Harbor Nmem	955,873	21.6	21.6
Pecos NHP	52,985	6,425.3	6,693.5
Perry's Victory & International Peace Memorial	67,990	23.1	25.4
Petersburg NB	199,863	2,708.6	9,350.6
Petrified Forest NP	585,913	147,144.5	221,390.2
Petroglyph NM	341,603	2,941.3	7,209.0
Pictured Rocks NL	1,366,449	35,771.5	73,236.0
Pinnacles NP	342,889	26,674.9	26,685.7
Pipe Spring NM	23,238	40.0	40.0
Pipestone NM	77,604	281.8	281.8
Point Reyes NS	2,788,748	65,234.4	71,053.4
Port Chicago Naval Magazine NMem	383	5.0	5.0
Potomac Heritage NST <sup>3</sup>	0	0.0	0.0
President William Jefferson Clinton Birthplace Home NHS	6,756	0.7	0.7
President's Park	435,374	18.1	18.1
Prince William Forest Park	357,015	14,607.6	16,082.7
Pullman NM <sup>3</sup>	0	0.4	0.4
Pu'uhoonua O Honaunau NHP	198,791	419.8	419.8
Pu'ukohola Heiau NHS	20,346	61.0	86.2
Rainbow Bridge NM	3,290	160.0	160.0
Reconstruction Era NHP <sup>3</sup>	0	15.5	15.5
Redwood NP	405,358	77,746.5	138,999.4
Richmond NBP	153,370	3,672.0	8,168.9
Rio Grande WSR	228	0.0	13,123.4
River Raisin NBP	268,219	42.2	42.2
Rock Creek Park	1,798,778	1,755.2	1,755.2
Rocky Mountain NP	4,404,437	265,484.2	265,807.2
Roger Williams NMem	15,205	4.6	4.6
Ronald Reagan Boyhood Home <sup>8</sup>	0	0.0	0.0
Rosie the Riveter WWII Home Front NHP	12,286	0.0	145.2
Russell Cave NM	20,657	310.5	310.5
Sagamore Hill NHS	233,231	83.0	83.0
Saguaro NP	1,115,298	88,021.9	92,867.4
Saint Croix Island IHS	10,127	6.5	6.5
Saint Croix NSR & Lower Saint Croix NSR	752,797	40,768.2	92,743.1
Saint-Gaudens NHP	23,585	190.8	190.8
Salem Maritime NHS	146,472	8.9	9.0

Park Units and Groups	FY 2021 Recreational Visitation <sup>9</sup>	FY 2021 Acreage Federal <sup>10</sup>	FY 2021 Acreage Gross <sup>11</sup>
Salinas Pueblo Missions NM	34,830	985.1	1,071.4
San Antonio Missions NHP	1,323,309	574.0	947.8
San Francisco Maritime NHP	2,588,615	30.0	49.9
San Juan Island NHP	629,339	2,114.5	2,145.6
San Juan NHS	637,741	53.2	75.1
Sand Creek Massacre NHS	6,113	3,025.4	12,583.3
Santa Monica Mountains NRA	866,778	25,117.4	157,698.1
Saratoga NHP	73,581	3,101.5	3,579.1
Saugus Iron Works NHS	22,729	8.5	8.5
Scotts Bluff NM	193,952	2,954.2	3,004.7
Sequoia NP & Kings Canyon NP	1,727,807	865,754.7	865,963.8
Shenandoah NP	1,644,217	198,365.6	200,192.1
Shiloh NMP	411,084	5,487.9	9,322.6
Sitka NHP	112,485	58.2	116.3
Sleeping Bear Dunes NL	1,710,178	57,792.9	71,310.4
Springfield Armory NHS	10,503	20.6	54.9
Statue of Liberty NM & Ellis Island	1,119,578	58.4	58.4
Ste. Genevieve NHP <sup>3</sup>	0	11.5	16.9
Steamtown NHS	50,136	51.3	62.5
Stones River NB	348,172	650.1	709.5
Stonewall NM	70,000	0.1	7.7
Tallgrass Prairie NPres	34,155	33.1	10,882.7
Thaddeus Kosciuszko NMem	0	0.0	0.0
Theodore Roosevelt Inaugural NHS	9,197	1.2	1.2
Theodore Roosevelt NP	802,343	69,702.1	70,446.9
Thomas Edison NHP	12,446	21.3	21.3
Thomas Stone NHS	3,751	328.3	328.3
Timpanogos Cave NM	117,412	250.0	250.0
Tonto NM	31,659	1,120.0	1,120.0
Tule Lake NM <sup>3</sup>	0	35.0	37.4
Tule Springs Fossil Beds NM <sup>3</sup>	0	22,650.0	22,650.0
Tumacacori NHP	28,633	357.7	360.3
Tuskegee Airmen NHS	6,502	44.7	89.7
Tuskegee Institute NHS	4,680	8.9	57.9
Ulysses S. Grant NHS	26,179	9.6	9.6
Upper Delaware Scenic & Recreational River, Middle Delaware NSR	270,752	30.8	76,972.9
Valles Caldera Npres	66,537	89,766.1	89,766.1
Valley Forge NHP	1,880,360	3,175.7	3,468.5

Park Units and Groups	FY 2021 Recreational Visitation <sup>9</sup>	FY 2021 Acreage Federal <sup>10</sup>	FY 2021 Acreage Gross <sup>11</sup>
Vanderbilt Mansion NHS	344,439	211.7	211.7
Vicksburg NMP	330,962	2,468.7	2,524.1
Virgin Islands Coral Reef NM <sup>3</sup>	0	11,608.5	12,708.1
Virgin Islands NP	294,847	13,105.2	15,052.3
Voyageurs NP	243,279	133,284.5	218,222.4
Waco Mammoth NM	78,188	7.1	107.2
War in the Pacific NHP	353,992	958.3	2,030.7
Washita Battlefield NHS	14,977	315.2	315.2
Weir Farm NHS	32,296	68.1	74.2
West. Arctic Parklands - Noatak NPres, Cape Krusenstern NM, Kobuk Valley NP	36,593	8,891,347.1	8,986,883.7
Whiskeytown NRA	857,959	42,492.1	42,503.3
White Sands NP	747,329	146,344.3	146,344.3
Whitman Mission NHS	45,356	138.5	138.5
William Howard Taft NHS	14,886	1.9	3.6
Wilson's Creek NB	301,965	2,035.5	2,421.8
Wind Cave NP	697,365	33,970.8	33,970.8
Wolf Trap NP	231,704	130.3	130.3
Women's Rights NHP	20,860	7.0	7.4
Wrangell-Saint Elias NP&Pres	50,189	12,280,599.5	13,175,791.4
Yellowstone NP	4,885,351	2,219,789.1	2,219,790.7
Yosemite NP	3,192,578	760,020.1	761,747.5
Yucca House NM <sup>3</sup>	0	33.9	33.9
Yukon-Charley Rivers NPres	746	2,195,547.0	2,526,512.4
Zion NP	5,156,352	143,793.4	147,242.7
<b>Grand Total</b>	<b>289,676,595</b>	<b>81,101,854.3</b>	<b>85,114,652.6</b>

<sup>1</sup> Appalachian NST – pedestrian traffic and multiple access points along the trail present problems in estimating visitation.

<sup>2</sup> Counts for the Baltimore Washington Parkway are reported as part of National Capital Parks East.

<sup>3</sup> Visitation information is not available for new parks, or for sites that are under development or renovation. These include: Birmingham Civil Rights NM, Blackstone River Valley NHP, Castle Mountains NM, Cedar Creek and Belle Grove NHP, Ebey's Landing NHR, Edgar Allan Poe NHS, First State NM, Fort Monroe NM, Freedom Riders NM, Great Egg Harbor NS & RR, Harriet Tubman NHP & Harriet Tubman Underground RR NHP, Honouliuli NHS, Mill Springs Battlefield NM, Potomac Heritage NST, Pullman NM, Reconstruction Era NHP, Ste. Genevieve NHP, Tule Lake NM, Tule Springs Fossil Beds NM, Virgin Islands Coral Reef NM, Yucca House NM.

<sup>4</sup> George Washington Memorial Parkway group includes: Arlington House The R.E. Lee Memorial, Clara Barton NHS, George Washington Memorial Parkway, LBJ Memorial Grove on the Potomac, and Theodore Roosevelt Island.

<sup>5</sup> Manhattan Sites group includes: Castle Clinton NM, Federal Hall NMem, General Grant NMem, Hamilton Grange NMem, Saint Paul's Church NHS, and Theodore Roosevelt Birthplace NHS.

<sup>6</sup> National Capital Parks-East group includes: Carter G. Woodson Home NHS, Frederick Douglass NHS, Fort Washington Park, Greenbelt Park, Mary McLeod Bethune Council House NHS, National Capital Parks Central, National Capital Parks East, and Piscataway Park.

<sup>7</sup> National Mall and Memorial Parks group includes: Belmont-Paul Women's Equality NM, Constitution Gardens, Dwight D. Eisenhower Memorial, Franklin Delano Roosevelt Memorial, Ford's Theatre NHS, Korean War Veterans Memorial, Lincoln Memorial, Martin Luther King, Jr. Memorial, National Mall, Pennsylvania Avenue NHS, Thomas Jefferson Memorial, Vietnam Veterans Memorial, Washington Monument, World War I Memorial, and World War II Memorial.

<sup>8</sup> Amache NHS and Ronald Reagan Boyhood Home NHS are not officially park units; therefore, visitation is not counted.

<sup>9</sup> FY 2021 data reflects visitation from October 1, 2020 through September 30, 2021. The NPS also reports "Annual Visitation," which reflects visitation from January 1, 2021 through December 31, 2021. Visitation counts will differ between these ranges. In FY 2021, many park units were closed or operating at a reduced capacity due to COVID-19. Visitation numbers may therefore be much lower than recent years at many parks.

<sup>10</sup> Federal Acreage includes only land or interests in land owned by the NPS and other Federal Agencies; it fluctuates when ownership changes occur. Numbers do not add to total because of rounding.

<sup>11</sup> Gross Acreage includes all land within the Authorized Boundary, encompassing land owned by the United States, including the NPS and other Federal agencies, as well as State and local governments, and private organizations and persons. The Gross Acreage may not accurately reflect increases to NPS owned property, as it is a relatively static number and does not fluctuate when ownership changes occur. Numbers do not add to total because of rounding.

THIS PAGE INTENTIONALLY LEFT BLANK



## Unit Designations and Other Abbreviations

Abbreviation	Description
IHS	International Historic Site
NB	National Battlefield
NBP	National Battlefield Park
NBS	National Battlefield Site
NHP	National Historical Park
NHR	National Historic Reserve
NHS	National Historic Site
NHT	National Historic Trail
NL	National Lakeshore
NM	National Monument
NM&Pres	National Monument and Preserve
NMem	National Memorial
NMP	National Military Park
NNL	National Natural Landmark
NP	National Park
NPres	National Preserve
NP&Pres	National Park and Preserve
NR	National River
NRA	National Recreation Area
NRes	National Reserve
NS	National Seashore
NSR	National Scenic River/Riverway
NST	National Scenic Trail
NW&SR	National Wild and Scenic River
ABAAS	Architectural Barriers Act Accessibility Standards
ABPP	American Battlefield Protection Program
AML	Abandoned Mineral Lands
ANILCA	Alaska National Interest Lands Conservation Act
API	Asset Priority Index
ARPA	Archeological Resource Protection Act
ASMIS	Archeological Sites Management Information System
ATS	Alternative Transportation System
BIL	Bipartisan Infrastructure Law
BIRB	Bureau Investment Review Board
BLM	Bureau of Land Management
BOR	Bureau of Reclamation
CAP	Capital Asset Plans
CAP	Corrective Action Plan
CCC	Civilian Climate Corps
CERCLA	Comprehensive Environmental Response, Compensation and Liability Act
CERP	Comprehensive Everglades Restoration Plan
CESI	Critical Ecosystems Studies Initiative
CESU	Cooperative Ecosystem Studies Units
CFR	Code of Federal Regulations
CLC	Cooperative Landscape Conservation
CLG	Certified Local Government
CLI	Cultural Landscapes Inventory
CLP	Collaborative Landscape Planning
CR	Continuing Resolution
CRDIP	Cultural Resources Diversity Internship Program

<b>Abbreviation</b>	<b>Description</b>
CRGIS	Cultural Resources Geographic Information System
CRPP	Cultural Resources Preservation Program
CRV	Current Replacement Value
CWA	Clean Water Act
CWD	Chronic Wasting Disease
DEI	Diversity, Equity and Inclusion
DHS	Department of Homeland Security
DM	Deferred Maintenance
DO	Director's Order
DOC	Department of Commerce
DoD	Department of Defense
DOE	Department of Energy
DOEd	Department of Education
DOI	Department of the Interior
DOL	Department of Labor
DOS	Department of State
DSC	Denver Service Center
EA	Environmental Assessment
EEO	Equal Employment Opportunity
EIS	Environmental Impact Statement
EMP	Environmental Management Program
EO	Executive Order
EPA	Environmental Protection Agency
FAA	Federal Aviation Administration
FASAB	Federal Accounting Standards Advisory Board
FBMS	Financial and Business Management System
FCI	Facility Condition Index
FERC	Federal Energy Regulatory Commission
FHWA	Federal Highway Administration
FLETC	Federal Law Enforcement Training Center
FLHP	Federal Lands Highway Program
FLP	Federal Lands to Parks Program
FLREA	Federal Lands Recreation Enhancement Act
FMSS	Facility Management Software System
FOIA	Freedom of Information Act
FPI	Federal Preservation Institute
FPPS	Federal Personnel Payroll System
FTE	Full-Time Equivalent
FWS	U.S. Fish and Wildlife Service
FY	Fiscal Year
GAO	Government Accountability Office
GAOA	Great America Outdoors Act
GIS	Geographic Information System
GLRI	Great Lakes Restoration Initiative
GMP	General Management Plan
GOMESA	Gulf of Mexico Energy Security Act
GPRA	Government Performance and Results Act
GSA	U.S. General Services Administration
HABS	Historic America Buildings Survey
HAER	Historic America Engineering Record
HALS	Historic America Landscapes Survey
HAZMAT	Hazardous Materials

<b>Abbreviation</b>	<b>Description</b>
HAZWOPER	Hazardous Waste Operations and Emergency Response
HBCU	Historically Black Colleges and Universities
HDP	Heritage Documentation Programs
HFC	Harpers Ferry Center
HIDTA	High Intensity Drug Trafficking Area
HPF	Historic Preservation Fund
HPP	Heritage Partnership Program
HPS	Heritage Preservation Services
HR	Human Resources
HROC	Human Resource Operations Center
I&M	Inventory and Monitoring
IBC	Interior Business Center
IDIQ	Indefinite Delivery, Indefinite Quantity
IMARS	Incident Management, Analysis, and Reporting System
IPMT	Invasive Plant Management Team
IRB	Investment Review Board
IT	Information Technology
IVLP	International Visitor Leadership Program
LARS	Land Acquisition Rating System
LASA	Land Acquisition and State Assistance
LIC	Line Item Construction
LRF	Legacy Restoration Fund
LSI	Leasehold Surrender Interest
LWCF	Land and Water Conservation Fund
MABO	Major Acquisition Buying Office
NAGPRA	Native American Graves Protection and Repatriation Act
NAPA	National Academy of Public Administration
NCPTT	National Center for Preservation Technology and Training
NEPA	National Environmental Policy Act
NGO	Non-Governmental Organization
NHA	National Heritage Area
NHPA	National Historic Preservation Act
NLC	National Leadership Council
NOAA	National Oceanic and Atmospheric Administration
NPATMA	National Parks Air Tour Management Act
NPF	National Park Foundation
NPS	National Park Service
NR&P	National Recreation and Preservation
NRDA	Natural Resource Damage Assessment
O&M	Operations and Maintenance
OIA	Office of International Affairs
OCS	Outer Continental Shelf
OMB	Office of Management and Budget
ONPS	Operation of the National Park System
OPA	Oil Pollution Act
OPA	Other Permanent Appropriation
OPM	Office of Personnel Management
OSHA	Occupational Safety and Health Administration
PDS	Project Data Sheet
PEPC	Planning, Environment and Public Comment
PFMD	Park Facility Management Division
PHS	U.S. Public Health Service

Abbreviation	Description
PL	Public Law
PLC	Public Land Corps
PMIS	Project Management Information System
POSS	Point of Sale System
PPFL	Park Planning, Facilities, and Lands
RFCP	Recreation Fee Comprehensive Plan
RLC	Research Learning Center
RM	Recurring Maintenance
RM	Resource Manual
RMP	Resource Management Plan
ROD	Record of Decision
RSS	Resource Stewardship Strategy
RTCA	Rivers, Trails and Conservation Assistance
SAT	Save America's Treasures grant program
SCA	Student Conservation Association
SCORP	State Comprehensive Outdoor Recreation Plan
SHPO	State Historic Preservation Office/Officer
SO	Secretarial Order
T&E	Threatened and Endangered
THPO	Tribal Historic Preservation Office/Officer
UMP	Unit Management Plan
UPARR	Urban Park and Recreation Recovery Fund
US	United States
USACE	U.S. Army Corps of Engineers
USC	United States Code
USDA	U.S. Department of Agriculture
USFS	U.S. Forest Service
USGS	U.S. Geological Survey
USPP	U.S. Park Police
VA	Value Analysis
VIP	Volunteers-in-Parks
WCF	Working Capital Fund
WNS	White Nose Syndrome
YCC	Youth Conservation Corps
YIP	Youth Internship Program
YPP	Youth Partnership Program

THIS PAGE INTENTIONALLY LEFT BLANK

**Budget At A Glance**

NPS Fiscal Year 2023

<b>ACCOUNT/Activity/Subactivity</b>	<b>2021 Actual</b>	<b>2022 Continuing Resolution</b>	<b>2023 Fixed Costs</b>	<b>2023 Internal Transfers</b>	<b>2023 Program Changes</b>	<b>2023 Request</b>
<b>Appropriation: OPERATION OF THE NATIONAL PARK SYSTEM</b>						
<b>Budget Activity: Park Management</b>						
<b>Budget Subactivity: Resource Stewardship</b>	<b>350,306</b>	<b>350,306</b>	<b>+10,393</b>	<b>0</b>	<b>+192,298</b>	<b>552,997</b>
Baseline Capacity	[NA}	[NA]	[0]	[0]	[+7,672]	[48,640]
Building Park Capacity	[NA}	[NA]	[0]	[0]	[+1,770]	[30,800]
Inventory and Monitoring	[NA}	[NA]	[0]	[0]	[+16,000]	[16,000]
Civilian Climate Corps	[NA}	[NA}	[0]	[0]	[+31,000]	[31,000]
Climate Assessment and Adaptation Team	[0]	[0]	[0]	[0]	[+3,720]	[3,720]
Cooperative Ecosystems Studies Units	[NA}	[NA]	[0]	[0]	[+5,500]	[5,500]
Everglades Restoration and Research	[10,282]	[10,282]	[0]	[0]	[+1,000]	[11,661]
Mgmt. & Policy Support for Climate Change Decision Making	[NA]	[NA]	[0]	[0]	[+11,500]	[12,500]
Natural Resource Projects	[14,316]	[14,316]	[0]	[0]	[+21,571]	[35,887]
Park Natural Resource Capacity	[NA]	[NA]	[0]	[0]	[+57,000]	[57,000]
Research Learning Centers	[NA]	[NA]	[0]	[0]	[+17,000]	[17,000]
Socioeconomic Monitoring	[NA]	[NA]	[0]	[0]	[+3,500]	[3,500]
Additional Responsibilities	[NA]	[NA]	[0]	[0]	[+1,232]	[9,753]
Racial Justice & Equity - African-American Civil Rights Network	[NA]	[NA]	[0]	[0]	[+5,000]	[20,690]
New & Critical Responsibilities at Parks Preserving the Story of Underrepresented Communities	[NA]	[NA]	[0]	[0]	[+4,523]	[20,690]
Racial Justice & Equity - Tribal Liaison Capacity	[NA]	[NA]	[0]	[0]	[+4,310]	[4,310]
<b>Budget Subactivity: Visitor Services</b>	<b>253,851</b>	<b>253,851</b>	<b>+8,662</b>	<b>0</b>	<b>+17,334</b>	<b>279,847</b>
2021 Presidential Inauguration	[NA]	[NA]	[0]	[0]	[-1,800]	[0]
Commemorations Office	[0]	[0]	[0]	[0]	[+250]	[250]

<b>ACCOUNT/Activity/Subactivity</b>	<b>2021 Actual</b>	<b>2022 Continuing Resolution</b>	<b>2023 Fixed Costs</b>	<b>2023 Internal Transfers</b>	<b>2023 Program Changes</b>	<b>2023 Request</b>
National Capital Area Performing Arts	[2,227]	[2,227]	[0]	[0]	[-2,227]	[0]
Baseline Capacity	[NA]	[NA]	[0]	[0]	[+8,435]	[48,640]
Building Park Capacity	[NA]	[NA]	[0]	[0]	[+7,767]	[30,800]
Additional Responsibilities	[NA]	[NA]	[0]	[0]	[+1,103]	[9,753]
Racial Justice & Equity - Interpretive Programs	[NA]	[NA]	[0]	[0]	[+2,000]	[20,690]
New & Critical Responsibilities at Parks Preserving the Story of Underrepresented Communities	[NA]	[NA]	[0]	[0]	[+1,806]	[20,690]
<b>Budget Subactivity: Park Protection</b>	<b>387,239</b>	<b>387,239</b>	<b>+12,338</b>	<b>0</b>	<b>+44,638</b>	<b>444,215</b>
2021 Presidential Inauguration	[NA]	[NA]	[0]	[0]	[-2,400]	[0]
Body-Worn Cameras	[NA]	[NA]	[0]	[0]	[+4,100]	[4,100]
Law Enforcement Training	[5,106]	[5,106]	[0]	[0]	[+2,205]	[7,311]
Statue of Liberty Security Contract	[NA]	[NA]	[0]	[0]	[+7,900]	[7,900]
United States Park Police Workforce Capacity	[NA]	[NA]	[0]	[0]	[+9,816]	[9,816]
Wellness & Resilience Program	[NA]	[NA]	[0]	[0]	[+607]	[607]
Baseline Capacity	[NA]	[NA]	[0]	[0]	[+8,160]	[48,640]
Building Park Capacity	[NA]	[NA]	[0]	[0]	[+6,506]	[30,800]
Permanent Incident Management Team	[NA]	[NA]	[0]	[0]	[+2,000]	[2,000]
Public Health	[NA]	[NA]	[0]	[0]	[+1,000]	[1,000]
Additional Responsibilities	[NA]	[NA]	[0]	[0]	[+3,064]	[9,753]
New & Critical Responsibilities at Parks Preserving the Story of Underrepresented Communities	[NA]	[NA]	[0]	[0]	[+1,680]	[20,690]
<b>Budget Subactivity: Facility Operations &amp; Maintenance</b>	<b>910,719</b>	<b>910,719</b>	<b>+14,108</b>	<b>0</b>	<b>+34,195</b>	<b>959,022</b>
DC Water & Sewer Program	[17,376]	[17,376]	[0]	[0]	[-5,063]	[12,313]
Baseline Capacity	[NA]	[NA]	[0]	[0]	[+14,148]	[48,640]
Building Park Capacity	[NA]	[NA]	[0]	[0]	[+11,845]	[30,800]
Natural Resource Projects (Environmental Management Program)	[6,113]	[6,113]	[0]	[0]	[+8,000]	[14,113]
Mgmt. & Policy Support for Climate Change Decision Making	[NA]	[NA]	[0]	[0]	[+1,000]	[12,500]

ACCOUNT/Activity/Subactivity	2021 Actual	2022 Continuing Resolution	2023 Fixed Costs	2023 Internal Transfers	2023 Program Changes	2023 Request
Additional Responsibilities	[NA]	[NA]	[0]	[0]	[+2,388]	[9,753]
New & Critical Responsibilities at Parks Preserving the Story of Underrepresented Communities	[NA]	[NA]	[0]	[0]	[+1,877]	[20,690]
<b>Budget Subactivity: Park Support</b>	<b>590,209</b>	<b>590,209</b>	<b>+17,334</b>	<b>+21</b>	<b>+28,578</b>	<b>636,142</b>
Centralized IT Costs	[NA]	[NA]	[0]	[0]	[+6,017]	[6,017]
NPS Mobile App	[NA]	[NA]	[0]	[0]	[+1,787]	[1,787]
GPS Modernization	[4,000]	[4,000]	[0]	[0]	[-4,000]	[0]
Semiquincentennial Commission	[8,000]	[8,000]	[0]	[0]	[-8,000]	[0]
Board of Geographic Names	[0]	[0]	[0]	[0]	[+450]	450
Build Washington Support Office Capacity	[NA]	[NA]	[0]	[0]	[+2,597]	2,597
Increase Servicewide Bandwidth	[NA]	[NA]	[0]	[0]	[+4,635]	4,635
Baseline Capacity	[NA]	[NA]	[0]	[0]	[+10,225]	48,640
Building Park Capacity	[NA]	[NA]	[0]	[0]	[+2,912]	30,800
Diversity - Diversity, Inclusion & Compliance	[NA]	[NA]	[0]	[0]	[+800]	800
Diversity - Human Resources Support	[NA]	[NA]	[0]	[0]	[+160]	160
Justice40 Coordination	[0]	[0]	[0]	[0]	[+225]	225
Additional Responsibilities	[NA]	[NA]	[0]	[0]	[+1,966]	9,753
New & Critical Responsibilities at Parks Preserving the Story of Underrepresented Communities	[NA]	[NA]	[0]	[0]	[+1,608]	20,690
Racial Justice & Equity - Workforce inclusion	[NA]	[NA]	[0]	[0]	[+800]	20,690
Racial Justice & Equity - Park Accessibility for Visitors & Employees Network	[0]	[0]	[0]	[0]	[+5,000]	5,000
Racial Justice & Equity - Tribal Liaison Office	[NA]	[NA]	[0]	[0]	[+1,396]	4,310
<b>Budget Activity: External Administrative Costs</b>	<b>195,963</b>	<b>195,963</b>	<b>+6,346</b>	<b>-21</b>	<b>+15,345</b>	<b>217,633</b>
Centralized IT Costs	[7,945]	[7,945]	[0]	[0]	[+2,000]	[9,945]
Employee Housing Leases	[79,343]	[79,343]	[+4,240]	[-21]	[+2,000]	[94,458]
Baseline Capacity - Employee Compensation Payments	[21,029]	[21,029]	[-568]	[0]	[-1,084]	[19,377]



<b>ACCOUNT/Activity/Subactivity</b>	<b>2021 Actual</b>	<b>2022 Continuing Resolution</b>	<b>2023 Fixed Costs</b>	<b>2023 Internal Transfers</b>	<b>2023 Program Changes</b>	<b>2023 Request</b>
Baseline Capacity - Unemployment Compensation Payments	[17,962]	[17,962]	[0]	[0]	[+180]	[18,142]
Baseline Capacity - Space Rental Payments	[79,343]	[79,343]	[+4,240]	[-21]	[+8,896]	[94,458]
Baseline Capacity - Departmental Program Charges	[57,603]	[57,603]	[+2,674]	[0]	[+3,353]	[63,630]
<b>Total Operation of the National Park System</b>	<b>2,688,287</b>	<b>2,688,287</b>	<b>+69,181</b>	<b>0</b>	<b>+332,388</b>	<b>3,089,856</b>
<i>Transfer to Semiquincentennial Commission</i>	<i>[-8,000]</i>	<i>[-8,000]</i>	<i>[0]</i>	<i>[0]</i>	<i>[+8,000]</i>	<i>[0]</i>
<i>Transfer to 400 Years of African American History Commission</i>	<i>[-3,300]</i>	<i>[-3,300]</i>	<i>[0]</i>	<i>[0]</i>	<i>[0]</i>	<i>[-3,300]</i>
<i>Medical Services Fund</i>	<i>[770]</i>	<i>[2,000]</i>	<i>[0]</i>	<i>[0]</i>	<i>[-2,000]</i>	<i>[0]</i>
<i>Transfer in for Drug Trafficking Deterrent Actions</i>	<i>[127]</i>	<i>[0]</i>	<i>[0]</i>	<i>[0]</i>	<i>[0]</i>	<i>[0]</i>
<b>Total Operation of the National Park System Budget Authority</b>	<b>2,677,884</b>	<b>2,678,987</b>	<b>+69,181</b>	<b>0</b>	<b>+338,388</b>	<b>3,086,556</b>
<b>Appropriation: CENTENNIAL CHALLENGE</b>						
<b>Budget Activity: Centennial Challenge Program</b>	<b>15,000</b>	<b>15,000</b>	<b>0</b>	<b>0</b>	<b>0</b>	<b>15,000</b>
<b>Total Centennial Challenge</b>	<b>15,000</b>	<b>15,000</b>	<b>0</b>	<b>0</b>	<b>0</b>	<b>15,000</b>
<b>Appropriation: [NA]TIO[NA]L RECREATION AND PRESERVATION</b>						
<b>Budget Activity: Natural Programs</b>	<b>15,963</b>	<b>15,963</b>	<b>+416</b>	<b>0</b>	<b>+489</b>	<b>16,868</b>
Baseline Capacity - Rivers, Trails and Conservation Assistance	[10,699]	[10,699]	[+318]	[0]	[+272]	[11,289]
Baseline Capacity - National Natural Landmarks	[678]	[678]	[+24]	[0]	[+22]	[724]
Baseline Capacity - Hydropower Recreation Assistance	[880]	[880]	[+28]	[0]	[+18]	[926]
Baseline Capacity - Chesapeake Gateways and Trails	[3,000]	[3,000]	[+18]	[0]	[+9]	[3,027]
Baseline Capacity - Federal Lands to Parks	[706]	[706]	[+28]	[0]	[+18]	[902]
Federal Lands to Parks	[706]	[706]	[+28]	[0]	[+150]	[902]
<b>Budget Activity: Cultural Programs</b>	<b>31,938</b>	<b>31,938</b>	<b>+569</b>	<b>0</b>	<b>+470</b>	<b>32,977</b>
Baseline Capacity - National Register Programs	[16,835]	[16,835]	[+458]	[0]	[+369]	[17,662]
Baseline Capacity - National Center for Preservation Technology & Training	[1,988]	[1,988]	[+39]	[0]	[+31]	[2,058]
Baseline Capacity - Grants Administration	[3,105]	[3,105]	[+72]	[0]	[+70]	[3,247]
<b>Budget Activity: Environmental Compliance and Review</b>	<b>443</b>	<b>443</b>	<b>+9</b>	<b>0</b>	<b>+13</b>	<b>465</b>

<b>ACCOUNT/Activity/Subactivity</b>	<b>2021 Actual</b>	<b>2022 Continuing Resolution</b>	<b>2023 Fixed Costs</b>	<b>2023 Internal Transfers</b>	<b>2023 Program Changes</b>	<b>2023 Request</b>
Baseline Capacity - Environmental Compliance and Review	[443]	[443]	[+9]	[0]	[+13]	[465]
<b>Budget Activity: International Park Affairs</b>	<b>1,924</b>	<b>1,924</b>	<b>+40</b>	<b>0</b>	<b>+26</b>	<b>1,990</b>
Baseline Capacity - Office of International Affairs	[1,248]	[1,248]	[+34]	[0]	[+26]	[1,308]
<b>Budget Activity: Heritage Partnership Programs</b>	<b>23,889</b>	<b>23,889</b>	<b>+33</b>	<b>0</b>	<b>-1,641</b>	<b>22,281</b>
Commissions and Grants	[22,883]	[22,883]	[0]	[0]	[-1,667]	[21,216]
Baseline Capacity - Administrative Support	[1,006]	[1,006]	[+33]	[0]	[+26]	[1,065]
<b>Total National Recreation and Preservation</b>	<b>74,157</b>	<b>74,157</b>	<b>+1,067</b>	<b>0</b>	<b>-643</b>	<b>74,581</b>
<b>Appropriation: HISTORIC PRESERVATION FUND</b>						
<b>Budget Activity: Grants-in-Aid</b>	<b>119,300</b>	<b>119,300</b>	<b>0</b>	<b>0</b>	<b>+7,500</b>	<b>126,800</b>
Grants-in-Aid to States & Territories	[55,675]	[55,675]	[0]	[0]	[+2,000]	[57,675]
Paul Bruhn Historic Revitalization Grants	[7,500]	[7,500]	[0]	[0]	[+2,500]	[10,000]
Semiquincentennial Preservation Grants	[10,000]	[10,000]	[0]	[0]	[-10,000]	[0]
Racial Justice & Equity - Grants-in-Aid to Indian Tribes	[15,000]	[15,000]	[0]	[0]	[+8,000]	[23,000]
Racial Justice & Equity - African American Civil Rights Competitive Grants	[21,125]	[21,125]	[0]	[0]	[+5,000]	[26,125]
<b>Budget Activity: Save America's Treasures</b>	<b>25,000</b>	<b>25,000</b>	<b>0</b>	<b>0</b>	<b>0</b>	<b>25,000</b>
<b>Total Historic Preservation Fund</b>	<b>144,300</b>	<b>144,300</b>	<b>0</b>	<b>0</b>	<b>+7,500</b>	<b>151,800</b>
<b>Appropriation: CONSTRUCTION</b>						
<b>Budget Activity: Line-Item Construction</b>	<b>131,788</b>	<b>131,788</b>	<b>0</b>	<b>0</b>	<b>+2,912</b>	<b>134,700</b>
Line Item Construction Projects	[127,788]	[127,788]	[0]	[0]	[-7,088]	[120,700]
Abandoned Mineral Lands Projects	[0]	[0]	[0]	[0]	[+10,000]	[10,000]
<b>Budget Activity: Special Programs</b>	<b>21,491</b>	<b>21,491</b>	<b>+6</b>	<b>0</b>	<b>+42,989</b>	<b>64,486</b>
DOI Field Communication Modernization	[13,474]	[13,474]	[0]	[0]	[+12,094]	[44,505]
Servicewide Bandwidth	[NA}	[NA}	[0]	[0]	[+2,250]	[44,505]
Zero Emission Vehicles	[NA}	[NA}	[0]	[0]	[+16,687]	[44,505]
Housing Improvement Program	[2,922]	[2,922]	[+6]	[0]	[+4,947]	[7,886]

<b>ACCOUNT/Activity/Subactivity</b>	<b>2021 Actual</b>	<b>2022 Continuing Resolution</b>	<b>2023 Fixed Costs</b>	<b>2023 Internal Transfers</b>	<b>2023 Program Changes</b>	<b>2023 Request</b>
Baseline Capacity - Housing Improvement Program	[2,922]	[2,922]	[+6]	[0]	[+11]	[7,886]
Emergencies and Unscheduled Projects	[3,848]	[3,848]	[0]	[0]	[+7,000]	[10,848]
<b>Budget Activity: Construction Planning</b>	<b>15,183</b>	<b>15,183</b>	<b>0</b>	<b>0</b>	<b>0</b>	<b>15,183</b>
<b>Budget Activity: Construction Program Management &amp; Operations</b>	<b>45,180</b>	<b>45,180</b>	<b>+1,470</b>	<b>0</b>	<b>-11,759</b>	<b>34,891</b>
Denver Service Center Operations	[20,107]	[20,107]	[+897]	[0]	[-7,000]	[14,719]
Regional Facility Project Support	[12,121]	[12,121]	[+220]	[0]	[-6,000]	[6,534]
Baseline Capacity - Construction Program Management	[2,784]	[2,784]	[+64]	[0]	[+54]	[2,902]
Baseline Capacity - Denver Service Center Operations	[20,107]	[20,107]	[+897]	[0]	[+715]	[14,719]
Baseline Capacity - Harpers Ferry Center Operations	[10,168]	[10,168]	[+289]	[0]	[+279]	[10,736]
Baseline Capacity - Regional Facility Project Support	[12,121]	[12,121]	[+220]	[0]	[+193]	[6,534]
<b>Budget Activity: Management Planning</b>	<b>10,265</b>	<b>10,265</b>	<b>+273</b>	<b>0</b>	<b>+19,542</b>	<b>30,080</b>
Special Resource Studies	[1,138]	[1,138]	[+43]	[0]	[+300]	[1,529]
Baseline Capacity - Environmental Impact Planning and Compliance	[3,700]	[3,700]	[+85]	[0]	[+65]	[7,850]
Baseline Capacity - Special Resource Studies	[1,138]	[1,138]	[+43]	[0]	[+48]	[1,529]
Baseline Capacity - Unit Management Plans	[5,427]	[5,427]	[+145]	[0]	[+129]	[15,701]
Environmental Impact Planning and Compliance	[3,700]	[3,700]	[+85]	[0]	[+4,000]	[7,850]
Unit Management Plans	[5,427]	[5,427]	[+145]	[0]	[+10,000]	[15,701]
Racial Justice & Equity -Transportation Barriers	[NA}	[NA}	[0]	[0]	[+5,000]	[5,000]
<b>Total Construction</b>	<b>223,907</b>	<b>223,907</b>	<b>+1,749</b>	<b>0</b>	<b>+53,684</b>	<b>279,340</b>
<i>Supplemental P.L. 117-43</i>	<i>[0]</i>	<i>[229,472]</i>	<i>[0]</i>	<i>[0]</i>	<i>[-229,472]</i>	<i>[0]</i>
<b>Total Construction Budget Authority</b>	<b>223,907</b>	<b>453,379</b>	<b>+1,749</b>	<b>0</b>	<b>-175,788</b>	<b>279,340</b>
<i>Cancellation of Unobligated Balances</i>	<i>[-23,000]</i>	<i>[-21,228]</i>	<i>[0]</i>	<i>[0]</i>	<i>[+21,228]</i>	<i>[0]</i>
<b>Total, Current Appropriations</b>	<b>3,145,651</b>	<b>3,145,651</b>	<b>+71,997</b>	<b>0</b>	<b>+392,929</b>	<b>3,610,577</b>
<b>Total, Current Appropriations - Pre-Transfers &amp; Inc. Balance Cancellations</b>	<b>3,122,651</b>	<b>3,124,423</b>	<b>+71,997</b>	<b>0</b>	<b>+414,157</b>	<b>3,610,577</b>
<b>Total, Budget Authority</b>	<b>3,112,248</b>	<b>3,344,595</b>	<b>+71,997</b>	<b>0</b>	<b>+190,685</b>	<b>3,607,277</b>

NOTE: Bracketed numbers reflect total funding for that program or initiative. The table only includes line items that have proposed changes; therefore, bracketed numbers may not add to Subactivity totals except for in the Program Changes column. Additionally, if a "base" has multiple changes across Subactivities, the total shown in brackets reflects all changes

**Summary of Fixed Costs and Related Changes by Appropriation**  
**2022-2023 Changes by Appropriation**

(Dollars in Thousands)

<b>Fixed Cost Component</b>	<b>ONPS</b>	<b>CC</b>	<b>NR&amp;P</b>	<b>HPF</b>	<b>Const</b>	<b>LASA</b>	<b>Total Change</b>
January 2022 Employee Pay Raise	+11,313	0	+192	0	+315	0	+11,820
January 2023 Employee Pay Raise	+58,210	0	+989	0	+1,620	0	+60,819
Change in Paid Days	-6,688	0	-114	0	-186	0	-6,988
Employee Compensation Payments	-568	0	0	0	0	0	-568
Unemployment Compensation Payments	0	0	0	0	0	0	0
Space Rental Payments	+4,240	0	0	0	0	0	+4,240
Department Program Charges	<u>+2,674</u>	<u>0</u>	<u>0</u>	<u>0</u>	<u>0</u>	<u>0</u>	<u>+2,674</u>
<b>Total, Fixed Costs and Related Changes</b>	<b>+69,181</b>	<b>0</b>	<b>+1,067</b>	<b>0</b>	<b>+1,749</b>	<b>0</b>	<b>+71,997</b>

**Discretionary Appropriations**  
**Fiscal Year 2023**

APPROPRIATION/ <u>ACTIVITIES</u> / <u>SUBACTIVITIES</u> /Program Components	FY 2021 <u>Actuals</u>	FY 2022 <u>CR</u>	FY 2023 Fixed Cost <u>Changes</u>	FY 2023 Transfers	FY 2023 Program <u>Changes</u>	FY 2023 Request	Total Change from <u>FY22</u>
<b>OPERATION OF THE NATIONAL PARK SYSTEM</b>							
<b>PARK MANAGEMENT</b>							
<b>RESOURCE STEWARDSHIP</b>							
Natural Resource Stewardship	229,426	229,426	+6,813	0	+169,338	405,577	+176,151
Cultural Resources Stewardship	110,598	110,598	+3,371	0	+21,790	135,759	+25,161
Everglades Restoration and Research	10,282	10,282	+209	0	+1,170	11,661	+1,379
<b>SUBTOTAL RESOURCE STEWARDSHIP</b>	<b>350,306</b>	<b>350,306</b>	<b>+10,393</b>	<b>0</b>	<b>+192,298</b>	<b>552,997</b>	<b>+202,691</b>
<b>VISITOR SERVICES</b>							
Interpretation and Education	242,849	242,849	+8,200	0	+17,032	268,081	+25,232
Commercial Services	11,002	11,002	+462	0	+302	11,766	+764
<b>SUBTOTAL VISITOR SERVICES</b>	<b>253,851</b>	<b>253,851</b>	<b>+8,662</b>	<b>0</b>	<b>+17,334</b>	<b>279,847</b>	<b>+25,996</b>
<b>PARK PROTECTION</b>							
Law Enforcement and Protection	349,866	349,866	+11,386	0	+39,569	400,821	+50,955
Health and Safety	37,373	37,373	+952	0	+5,069	43,394	+6,021
<b>SUBTOTAL PARK PROTECTION</b>	<b>387,239</b>	<b>387,239</b>	<b>+12,338</b>	<b>0</b>	<b>+44,638</b>	<b>444,215</b>	<b>+56,976</b>
<b>FACILITY OPERATIONS &amp; MAINTENANCE</b>							
Facility Operations	358,980	358,980	+9,385	0	+11,627	379,992	+21,012
Facility Maintenance	551,739	551,739	+4,723	0	+22,568	579,030	+27,291
<b>SUBTOTAL FACILITY OPERATIONS &amp; MAINTENANCE</b>	<b>910,719</b>	<b>910,719</b>	<b>+14,108</b>	<b>0</b>	<b>+34,195</b>	<b>959,022</b>	<b>+48,303</b>
<b>PARK SUPPORT</b>							
Management, Policy and Development	168,149	168,149	+5,507	0	+8,178	181,834	+13,685
Administrative Support	422,060	422,060	+11,827	+21	+20,400	454,308	+32,248
<b>SUBTOTAL PARK SUPPORT</b>	<b>590,209</b>	<b>590,209</b>	<b>+17,334</b>	<b>+21</b>	<b>+28,578</b>	<b>636,142</b>	<b>+45,933</b>
<b>SUBTOTAL PARK MANAGEMENT</b>	<b>2,492,324</b>	<b>2,492,324</b>	<b>+62,835</b>	<b>+21</b>	<b>+317,043</b>	<b>2,872,223</b>	<b>+379,899</b>
<b>EXTERNAL ADMINISTRATIVE COSTS</b>							
Employee Compensation Payments	21,029	21,029	-568	0	-1,084	19,377	-1,652
Unemployment Compensation Payments	17,962	17,962	0	0	+180	18,142	+180

APPROPRIATION/ACTIVITIES/SUBACTIVITIES/Program Components	FY 2021	FY 2022	FY 2023	FY 2023	FY 2023	FY 2023	Total
	Actuals	CR	Fixed Cost Changes	Transfers	Program Changes	Request	Change from FY22
Centralized IT Costs	7,945	7,945	0	0	+2,000	9,945	+2,000
Telecommunications	9,220	9,220	0	0	0	9,220	0
Postage	2,861	2,861	0	0	0	2,861	0
Space Rental	79,343	79,343	+4,240	-21	+10,896	94,458	+15,115
Departmental Program Charges	57,603	57,603	+2,674	0	+3,353	63,630	+6,027
<b>SUBTOTAL EXTERNAL ADMINISTRATIVE COSTS</b>	<b>195,963</b>	<b>195,963</b>	<b>+6,346</b>	<b>-21</b>	<b>15,345</b>	<b>217,633</b>	<b>+21,670</b>
<b>SUBTOTAL ONPS APPROPRIATION (Current Appropriations)</b>	<b>2,688,287</b>	<b>2,688,287</b>	<b>+69,181</b>	<b>0</b>	<b>+332,388</b>	<b>3,089,856</b>	<b>+401,569</b>
<i>Transfer to Semiquincentennial Commission</i>	-8,000	-8,000	0	0	+8,000	0	+8,000
<i>Transfer to 400 Year of African American History Commission</i>	-3,300	-3,300	0	0	0	-3,300	0
<i>Medical Services Fund</i>	770	2,000	0	0	-2,000	0	-2,000
<i>Transfer in for Drug Trafficking Deterrent Actions</i>	127	0	0	0	0	0	0
<b>SUBTOTAL ONPS (Total Budget Authority)</b>	<b>2,677,884</b>	<b>2,678,987</b>	<b>+69,181</b>	<b>0</b>	<b>+338,388</b>	<b>3,086,556</b>	<b>+407,569</b>
<b>CENTENNIAL CHALLENGE</b>							
<b>CENTENNIAL CHALLENGE</b>	15,000	15,000	0	0	0	15,000	0
<b>SUBTOTAL CENTENNIAL CHALLENGE APPROPRIATION (Current Appropriations)</b>	<b>15,000</b>	<b>15,000</b>	<b>0</b>	<b>0</b>	<b>0</b>	<b>15,000</b>	<b>0</b>
<b>NATIONAL RECREATION AND PRESERVATION</b>							
<b>NATURAL PROGRAMS</b>							-
Rivers, Trails and Conservation Assistance	10,699	10,699	+318	0	+272	11,289	+590
National Natural Landmarks	678	678	+24	0	+22	724	+46
Hydropower Recreation Assistance	880	880	+28	0	+18	926	+46
Chesapeake Gateways and Trails	3,000	3,000	+18	0	+9	3,027	+27
Federal Lands to Parks	706	706	+28	0	+168	902	+196
<b>SUBTOTAL NATURAL PROGRAMS</b>	<b>15,963</b>	<b>15,963</b>	<b>+416</b>	<b>0</b>	<b>489</b>	<b>16,868</b>	<b>+905</b>
<b>CULTURAL PROGRAMS</b>							
National Register Programs	16,835	16,835	+458	0	+369	17,662	+827
National Center for Preservation Technology & Training	1,988	1,988	+39	0	+31	2,058	+70
Native American Graves Protection & Repatriation Grants	1,907	1,907	0	0	0	1,907	0
Japanese American Confinement Site Grants	3,155	3,155	0	0	0	3,155	0
American Battlefield Protection Program Assistance Grants	1,198	1,198	0	0	0	1,198	0
American Indian & Native Hawaiian Art & Culture Grants	1,250	1,250	0	0	0	1,250	0
9/11 Memorial Act Grants	2,500	2,500	0	0	0	2,500	0

APPROPRIATION/ACTIVITIES/SUBACTIVITIES/Program Components	FY 2021 Actuals	FY 2022 CR	FY 2023		FY 2023		Total Change from FY22
			Fixed Cost Changes	FY 2023 Transfers	Program Changes	FY 2023 Request	
Oklahoma City Endowment	0	0	0	0	0	0	0
Grants Administration	3,105	3,105	+72	0	+70	3,247	+142
<b>SUBTOTAL CULTURAL PROGRAMS</b>	<b>31,938</b>	<b>31,938</b>	<b>+569</b>	<b>0</b>	<b>+470</b>	<b>32,977</b>	<b>+1,039</b>
<b>ENVIRONMENTAL COMPLIANCE AND REVIEW</b>	<b>443</b>	<b>443</b>	<b>+9</b>	<b>0</b>	<b>+13</b>	<b>465</b>	<b>+22</b>
<b>SUBTOTAL ENVIRONMENTAL COMPLIANCE AND REVIEW</b>	<b>443</b>	<b>443</b>	<b>+9</b>	<b>0</b>	<b>+13</b>	<b>465</b>	<b>+22</b>
<b>INTERNATIONAL PARK AFFAIRS</b>							
Office of International Affairs	1,248	1,248	+34	0	+26	1,308	+60
Southwest Border Resource Protection Program	676	676	+6	0	0	682	+6
<b>SUBTOTAL INTERNATIONAL PARK AFFAIRS</b>	<b>1,924</b>	<b>1,924</b>	<b>+40</b>	<b>0</b>	<b>26</b>	<b>1,990</b>	<b>+66</b>
<b>HERITAGE PARTNERSHIP PROGRAMS</b>							
Commissions and Grants	22,883	22,883	0	0	-1,667	21,216	-1,667
Administrative Support	1,006	1,006	+33	0	+26	1,065	+59
<b>SUBTOTAL HERITAGE PARTNERSHIP PROGRAMS</b>	<b>23,889</b>	<b>23,889</b>	<b>+33</b>	<b>0</b>	<b>-1,641</b>	<b>22,281</b>	<b>-1,608</b>
<b>SUBTOTAL NATIONAL RECREATION &amp; PRESERVATION APPROPRIATION (Current Appropriations)</b>	<b>74,157</b>	<b>74,157</b>	<b>+1,067</b>	<b>0</b>	<b>-643</b>	<b>74,581</b>	<b>+424</b>
<b>HISTORIC PRESERVATION FUND</b>							<b>-</b>
<b>GRANTS-IN-AID</b>							
<b>GRANTS-IN-AID TO STATES &amp; TERRITORIES</b>	<b>55,675</b>	<b>55,675</b>	<b>0</b>	<b>0</b>	<b>+2,000</b>	<b>57,675</b>	<b>+2,000</b>
<b>GRANTS-IN-AID TO INDIAN TRIBES</b>	<b>15,000</b>	<b>15,000</b>	<b>0</b>	<b>0</b>	<b>+8,000</b>	<b>23,000</b>	<b>+8,000</b>
<b>GRANTS-IN-AID TO HISTORICALLY BLACK COLLEGES &amp; UNIVERSITIES</b>	<b>10,000</b>	<b>10,000</b>	<b>0</b>	<b>0</b>	<b>0</b>	<b>10,000</b>	<b>0</b>
<b>PAUL BRUHN HISTORIC REVITALIZATION GRANTS</b>	<b>7,500</b>	<b>7,500</b>	<b>0</b>	<b>0</b>	<b>+2,500</b>	<b>10,000</b>	<b>+2,500</b>
<b>COMPETITIVE GRANTS</b>	<b>21,125</b>	<b>21,125</b>	<b>0</b>	<b>0</b>	<b>+5,000</b>	<b>26,125</b>	<b>+5,000</b>
<b>SEMIQUINCENTENNIAL PRESERVATION GRANTS</b>	<b>10,000</b>	<b>10,000</b>	<b>0</b>	<b>0</b>	<b>-10,000</b>	<b>0</b>	<b>-10,000</b>
<b>SUBTOTAL GRANTS-IN-AID</b>	<b>119,300</b>	<b>119,300</b>	<b>0</b>	<b>0</b>	<b>+7,500</b>	<b>126,800</b>	<b>+7,500</b>
<b>SAVE AMERICA'S TREASURES</b>	<b>25,000</b>	<b>25,000</b>	<b>0</b>	<b>0</b>	<b>0</b>	<b>25,000</b>	<b>0</b>
<b>SUBTOTAL SAVE AMERICA'S TREASURES</b>	<b>25,000</b>	<b>25,000</b>	<b>0</b>	<b>0</b>	<b>0</b>	<b>25,000</b>	<b>0</b>
<b>SUBTOTAL HISTORIC PRESERVATION FUND APPROPRIATION (Current Appropriations)</b>	<b>144,300</b>	<b>144,300</b>	<b>0</b>	<b>0</b>	<b>+7,500</b>	<b>151,800</b>	<b>+7,500</b>
<b>CONSTRUCTION</b>							
<b>LINE ITEM CONSTRUCTION</b>							
Line Item Construction Projects	127,788	127,788	0	0	-7,088	120,700	-7,088



APPROPRIATION/ACTIVITIES/SUBACTIVITIES/Program Components	FY 2021 Actuals	FY 2022 CR	FY 2023		FY 2023		Total Change from FY22
			Fixed Cost Changes	FY 2023 Transfers	Program Changes	FY 2023 Request	
Abandoned Mineral Lands Projects	0	0	0	0	+10,000	10,000	+10,000
Demolition and Disposal Projects	4,000	4,000	0	0	0	4,000	0
<b>SUBTOTAL LINE ITEM CONSTRUCTION</b>	<b>131,788</b>	<b>131,788</b>	<b>0</b>	<b>0</b>	<b>+2,912</b>	<b>134,700</b>	<b>+2,912</b>
<b>SPECIAL PROGRAMS</b>							
<b>EMERGENCIES &amp; UNSCHEDULED PROJECTS</b>	3,848	3,848	0	0	+7,000	10,848	+7,000
<b>HOUSING IMPROVEMENT PROGRAM</b>	2,922	2,922	+6	0	+4,958	7,886	+4,964
<b>DAM SAFETY &amp; SECURITY PROGRAM</b>	1,247	1,247	0	0	0	1,247	0
<b>EQUIPMENT REPLACEMENT PROGRAM</b>	13,474	13,474	0	0	+31,031	44,505	+31,031
<b>SUBTOTAL SPECIAL PROGRAMS</b>	<b>21,491</b>	<b>21,491</b>	<b>+6</b>	<b>0</b>	<b>+42,989</b>	<b>64,486</b>	<b>+42,995</b>
<b>CONSTRUCTION PLANNING</b>	15,183	15,183	0	0	0	15,183	0
<b>SUBTOTAL CONSTRUCTION PLANNING</b>	<b>15,183</b>	<b>15,183</b>	<b>0</b>	<b>0</b>	<b>0</b>	<b>15,183</b>	<b>0</b>
<b>CONSTRUCTION PROGRAM MGMT &amp; OPERATIONS</b>							
Construction Program Management	2,784	2,784	+64	0	+54	2,902	+118
Denver Service Center Operations	20,107	20,107	+897	0	-6,285	14,719	-5,388
Harpers Ferry Center Operations	10,168	10,168	+289	0	+279	10,736	+568
Regional Facility Project Support	12,121	12,121	+220	0	-5,807	6,534	-5,587
<b>SUBTOTAL CONSTRUCTION PROGRAM MGMT &amp; OPERATIONS</b>	<b>45,180</b>	<b>45,180</b>	<b>+1,470</b>	<b>0</b>	<b>-11,759</b>	<b>34,891</b>	<b>-10,289</b>
<b>MANAGEMENT PLANNING</b>							
Unit Management Plans	5,427	5,427	+145	0	+15,129	20,701	+15,274
Special Resources Studies	1,138	1,138	+43	0	+348	1,529	+391
Environmental Impact Planning and Compliance	3,700	3,700	+85	0	+4,065	7,850	+4,150
<b>SUBTOTAL MANAGEMENT PLANNING</b>	<b>10,265</b>	<b>10,265</b>	<b>+273</b>	<b>0</b>	<b>19,542</b>	<b>30,080</b>	<b>+19,815</b>
<b>SUBTOTAL CONSTRUCTION APPROPRIATION (Current Appropriations)</b>	<b>223,907</b>	<b>223,907</b>	<b>+1,749</b>	<b>0</b>	<b>+53,684</b>	<b>279,340</b>	<b>+55,433</b>
<i>Supplemental P.L. 117-43</i>	0	229,472	0	0	-229,472	0	-229,472
<b>SUBTOTAL CONSTRUCTION - (Total Current Appropriations)</b>	<b>223,907</b>	<b>453,379</b>	<b>+1,749</b>	<b>0</b>	<b>-175,788</b>	<b>279,340</b>	<b>-174,039</b>
<b>SUBTOTAL CONSTRUCTION (Total Budget Authority)</b>	<b>223,907</b>	<b>453,379</b>	<b>+1,749</b>	<b>0</b>	<b>-175,788</b>	<b>279,340</b>	<b>-174,039</b>
<i>Cancellation of Unobligated Balances</i>	-23,000	-21,228			+21,228	0	+21,228
<b>TOTAL CURRENT APPROPRIATIONS</b>	<b>3,145,651</b>	<b>3,145,651</b>	<b>+71,997</b>	<b>0</b>	<b>+392,929</b>	<b>3,610,577</b>	<b>+464,926</b>
<b>TOTAL CURRENT APPROPRIATIONS - Pre Transfers &amp; Inc. Balance</b>							
<b>Cancellations</b>	<b>3,122,651</b>	<b>3,124,423</b>	<b>+71,997</b>	<b>0</b>	<b>+414,157</b>	<b>3,610,577</b>	<b>+486,154</b>
<b>TOTAL DISCRETIONARY BUDGET AUTHORITY</b>	<b>3,112,248</b>	<b>3,344,595</b>	<b>+71,997</b>	<b>0</b>	<b>+190,685</b>	<b>3,607,277</b>	<b>+262,682</b>

**Mandatory Appropriations**  
**Fiscal Year 2023**

APPROPRIATION/ACTIVITIES/SUBACTIVITIES/Program Components	FY 2021 Actual <sup>1,2</sup>	FY 2022 Estimate <sup>3,4,5</sup>	FY 2023 Estimate <sup>6,7</sup>	Total Change from FY22
<b><u>RECREATIONAL FEE PERMANENT APPROPRIATION</u></b>				
Recreational Fee Program	310,022	318,636	326,664	+8,028
Deed Restricted Parks Fee Program	3,357	2,500	2,500	0
[Subtotal, Recreation Fee Programs]	[313,379]	[321,136]	[329,164]	[+8,028]
Transportation Systems Fund	24	207	212	+5
Pynt-Tax Losses on Land Acquired for GRTE NP	16	16	17	+1
<b>SUBTOTAL RECREATIONAL FEE PERMANENT APPROPRIATION</b>	<b>313,419</b>	<b>321,359</b>	<b>329,393</b>	<b>+8,034</b>
<b><u>OTHER PERMANENT APPROPRIATIONS</u></b>				
Contribution for Annuity Benefits for USPP	40,549	42,101	40,150	-1,951
Park Concessions Franchise Fees	81,654	91,241	107,457	+16,216
Concessions Improvement Accounts	12,416	12,416	12,416	0
[Subtotal, Concessions Fees and Accounts]	[94,070]	[103,657]	[119,873]	[+16,216]
Park Building Lease and Maintenance Fund	9,709	10,439	11,222	+783
Filming/Recording Special Use Fee Program	407	150	150	0
Operation & Maintenance of Quarters	22,530	23,094	23,671	+577
Delaware Water Gap, Route 209 Operations	16	25	25	0
<b>SUBTOTAL OTHER PERMANENT APPROPRIATIONS</b>	<b>167,281</b>	<b>179,466</b>	<b>195,091</b>	<b>+15,625</b>
<b><u>MISCELLANEOUS TRUST FUNDS</u></b>				
Donations (General)	60,891	52,000	52,000	0
Preservation, Birthplace of Abraham Lincoln	3	3	3	0
<b>SUBTOTAL MISCELLANEOUS TRUST FUNDS</b>	<b>60,894</b>	<b>52,003</b>	<b>52,003</b>	<b>0</b>
<b><u>LAND ACQUISITION AND STATE ASSISTANCE (GOMESA)</u></b>				
Land Acquisition and State Assistance (GOMESA)	82,854	84,098	118,039	+33,941
<b>SUBTOTAL LAND ACQUISITION AND STATE ASSISTANCE (GOMESA)</b>	<b>82,854</b>	<b>84,098</b>	<b>118,039</b>	<b>+33,941</b>
<b><u>FEDERAL LAND ACQUISITION (GAOA)</u></b>				
<b>EMERGENCIES, HARDSHIP, RELOCATION</b>	4,000	3,772	4,153	+381
<b>INHOLDINGS, DONATIONS, &amp; EXCHANGES</b>	11,500	10,844	11,334	+490
<b>PROJECTS</b>	49,308	46,498	57,179	+10,681
<b>RECREATIONAL ACCESS</b>	14,500	13,673	12,481	-1,192
<b>ACQUISITION MANAGEMENT</b>	14,500	13,673	14,500	+827

<b>APPROPRIATION/ACTIVITIES/SUBACTIVITIES/Program Components</b>	<b>FY 2021 Actual<sup>1,2</sup></b>	<b>FY 2022 Estimate<sup>3,4,5</sup></b>	<b>FY 2023 Estimate<sup>6,7</sup></b>	<b>Total Change from FY22</b>
<b>SUBTOTAL FEDERAL LAND ACQUISITION (GAOA)</b>	<b>93,808</b>	<b>88,460</b>	<b>99,647</b>	<b>11,187</b>
<b><u>STATE CONSERVATION GRANTS (GAOA)</u></b>				
FORMULA STATE CONSERVATION GRANTS	220,000	207,460	190,316	-17,144
COMPETITIVE STATE CONSERVATION GRANTS	125,000	117,875	125,000	+7,125
STATE CONSERVATION GRANTS ADMINISTRATION	15,000	14,145	13,441	-704
<b>SUBTOTAL STATE CONSERVATION GRANTS (GAOA)</b>	<b>360,000</b>	<b>339,480</b>	<b>328,757</b>	<b>-10,723</b>
<b><u>AMERICAN BATTLEFIELD PROTECTION PROGRAM (GAOA)</u></b>				
AMERICAN BATTLEFIELD PROTECTION PROGRAM ACQUISITION GRANTS	17,400	16,409	17,400	+991
ABPP MODERNIZATION GRANTS	1,000	943	1,000	+57
ABPP BATTLEFIELD RESTORATION GRANTS	1,000	943	1,000	+57
ABPP GRANTS ADMIN	600	566	600	+34
<b>SUBTOTAL AMERICAN BATTLEFIELD PROTECTION PROGRAM (GAOA)</b>	<b>20,000</b>	<b>18,861</b>	<b>20,000</b>	<b>1,139</b>
<b>SUBTOTAL LAND ACQUISITION AND STATE ASSISTANCE (GAOA)</b>	<b>473,808</b>	<b>446,801</b>	<b>448,404</b>	<b>1,603</b>
<b><u>VISITOR EXPERIENCE IMPROVEMENTS FUND</u></b>				
Visitor Experience Improvements Fund	0	8,958	0	-8,958
<b>SUBTOTAL VISITOR EXPERIENCE IMPROVEMENTS FUND</b>	<b>0</b>	<b>8,958</b>	<b>0</b>	<b>-8,958</b>
<b>SUBTOTAL MANDATORY AUTHORITY</b>	<b>1,098,256</b>	<b>1,092,685</b>	<b>1,142,930</b>	<b>+50,245</b>

<sup>1</sup> FY 2021 Actual column does not include these sequestered Receipt amounts: Recreational Fee Program's \$2,166, GRTE \$1, Park Concessions Franchise Fees' \$393, Park Building Lease & Maintenance Fund's \$26, Operation & Maintenance of Quarters' \$54, or OCS State Conservation Grants' \$5,008.

<sup>2</sup> FY 2021 Actual column includes pop up of funds that were sequestered in FY 2020 but became available in FY 2021: Recreational Fee Program's \$2,242, GRTE \$1, Park Concessions Franchise Fees' \$395, Park Building Lease & Maintenance Fund's \$24, Operation & Maintenance of Quarters' \$53.

<sup>3</sup> FY 2022 Estimate column does not include these sequestered Receipt amounts: Recreational Fee Program's \$2,166, GRTE \$1, Park Concessions Franchise Fees' \$393, Park Building Lease & Maintenance Fund's \$26, Operation & Maintenance of Quarters' \$54, or OCS State Conservation Grants' \$5,083. Also not included are: Federal Land Acquisition (GAOA) - Emergencies, Hardship, Relocation's \$228, Inholdings, Donations & Exchanges' \$656, Projects' \$2,810, Recreational Access' \$827, Acquisition Management's \$827; State Conservation Grants (GAOA) - Formula State Conservation Grants' \$12,540, Competitive State Conservation Grants' \$7,125, State Conservation Grant Administration's \$855; American Battlefield Protection Program (GAOA) - American Battlefield Protection Program Acquisition Grants' \$991, ABPP Modernization Grants' \$57, ABPP Battlefield Restoration Grants' \$57, ABPP Grant Admin's \$34.

<sup>4</sup> FY 2022 Estimate column includes pop up of funds that were sequestered in FY 2021 but became available in FY 2022: Recreational Fee Program's \$2,166, GRTE \$1, Park Concessions Franchise Fees' \$393, Park Building Lease & Maintenance Fund's \$26, Operation & Maintenance of Quarters' \$54.

<sup>5</sup> FY 2022 Estimate column includes an estimated transfer of \$9,500 from Park Concessions Franchise Fees to Visitor Experience Improvements Fund.

<sup>6</sup> FY 2023 Estimate column does not include these estimated sequestered Receipt amounts: Recreational Fee Program's \$2,166, GRTE \$1, Park Concessions Franchise Fees' \$393, Park Building Lease & Maintenance Fund's \$26, Operation & Maintenance of Quarters' \$54, OCS State Conservation Grants' \$7,135, or Visitor Experience Improvement Fund's \$542. Also not included are: Federal Land Acquisition (GAOA) - Emergencies, Hardship, Relocation's \$237, Inholdings, Donations & Exchanges' \$646, Projects' \$3,286, Recreational Access' \$705, Acquisition Management's \$827; State Conservation Grants (GAOA) - Formula State Conservation Grants' \$10,746, Competitive State Conservation Grants' \$7,125, State Conservation Grant Administration's \$761; American Battlefield Protection Program (GAOA) - American Battlefield Protection Program Acquisition Grants' \$991, ABPP Modernization Grants' \$57, ABPP Battlefield Restoration Grants' \$57, ABPP Grant Admin's \$34.

<sup>7</sup> FY 2023 Estimate column includes pop up of funds that were sequestered in FY 2022 but became available in FY 2023: Recreational Fee Program's \$2,166, GRTE \$1, Park Concessions Franchise Fees' \$393, Park Building Lease & Maintenance Fund's \$26, Operation & Maintenance of Quarters' \$54. Also included are: Federal Land Acquisition (GAOA) - Emergencies, Hardship, Relocation's \$228, Inholdings, Donations & Exchanges' \$656, Projects' \$2,810, Recreational Access' \$827, Acquisition Management's \$827; State Conservation Grants (GAOA) - Formula State Conservation Grants' \$12,540, Competitive State Conservation Grants' \$7,125, State Conservation Grant Administration's \$855; American Battlefield Protection Program (GAOA) - American Battlefield Protection Program Acquisition Grants' \$991, ABPP Modernization Grants' \$57, ABPP Battlefield Restoration Grants' \$57, ABPP Grant Admin's \$34.

**Park and Program Table**  
Fiscal Year 2023

<b>OPERATION OF THE NATIONAL PARK SYSTEM ORGANIZATIONS</b>	<b>FY 2021 Park Base FTE</b>	<b>FY 2021 Total FTE</b>	<b>FY 2021 Actual</b>	<b>FY 2022 CR Annualized Rate</b>	<b>FY 2023 Fixed Costs &amp; Internal Transfers</b>	<b>FY 2023 Program Changes</b>	<b>FY 2023 Request</b>
<b>PARK BASE UNITS</b>							
<b><u>Parks</u></b>							
Abraham Lincoln Birthplace NHS	14	14	1,423	1,423	45	89	1,557
Acadia NP	73	157	8,777	8,777	319	1,719	10,815
Adams NHP	18	18	2,644	2,644	72	108	2,824
African Burial Grounds NM	5	5	1,389	1,389	10	64	1,463
Agate Fossil Beds NM	6	6	976	976	27	73	1,076
Allegheny Portage Railroad NHS	16	17	2,205	2,205	63	94	2,362
Amache NHS	0	0	0	0	0	505	505
Amistad NRA	36	36	4,414	4,414	145	298	4,857
Andersonville NHS	14	16	1,549	1,549	-20	379	1,908
Andrew Johnson NHS	10	11	1,048	1,048	36	83	1,167
Antietam NB	27	32	3,797	3,797	134	338	4,269
Apostle Islands NL	26	37	3,157	3,157	118	318	3,593
Appalachian NST	7	8	1,786	1,786	54	217	2,057
Appomattox Court House NHP	18	19	1,958	1,958	60	202	2,220
Arches NP	12	34	2,183	2,183	78	218	2,479
Arkansas Post NMem	8	8	924	924	31	180	1,135
Assateague Island NS	34	65	5,749	5,749	154	562	6,465
Aztec Ruins NM	18	22	1,367	1,367	47	192	1,606
Badlands NP	27	50	4,537	4,537	112	589	5,238
Bandelier NM	29	47	3,509	3,509	117	684	4,310
Bent's Old Fort NHS	13	14	1,320	1,320	44	188	1,552

OPERATION OF THE NATIONAL PARK SYSTEM ORGANIZATIONS	FY 2021			FY 2022	FY 2023	FY 2023	FY 2023
	Park Base FTE	FY 2021 Total FTE	FY 2021 Actual	CR Annualized Rate	Fixed Costs & Internal Transfers	Program Changes	FY 2023 Request
Bering Land Bridge NPres	0	0	1,309	1,309	0	0	1,309
Big Bend NP	62	85	7,718	7,718	244	614	8,576
Big Cypress NPres	52	80	7,309	7,309	243	900	8,452
Big Hole NB	6	7	646	646	14	73	733
Big South Fork NR & RA	47	66	4,830	4,830	172	559	5,561
Big Thicket NPres	20	30	2,798	2,798	88	296	3,182
Bighorn Canyon NRA	30	39	3,913	3,913	125	513	4,551
Birmingham Civil Rights NM	2	2	289	289	8	532	829
Biscayne NP	22	33	4,500	4,500	141	439	5,080
Black Canyon of the Gunnison NP	16	21	2,019	2,019	66	205	2,290
Blackstone River Valley NHP	8	8	1,779	1,779	33	72	1,884
Blue Ridge Parkway	137	175	17,506	17,506	507	1,103	19,116
Bluestone NSR	0	0	84	84	0	3	87
Booker T Washington NM	8	8	1,031	1,031	33	225	1,289
Boston African American NHS	7	7	853	853	33	80	966
Boston Harbor Islands NRA	15	16	1,315	1,315	44	287	1,646
Boston NHP	73	80	10,128	10,128	296	426	10,850
Brown v. Board of Education NHS	11	11	1,614	1,614	46	91	1,751
Bryce Canyon NP	31	71	3,702	3,702	120	264	4,086
Buffalo NR	53	73	6,314	6,314	218	534	7,066
Cabrillo NM	11	23	1,835	1,835	44	197	2,076
Camp Nelson Heritage NM	3	3	815	815	16	557	1,388
Canaveral NS	28	43	3,527	3,527	52	286	3,865
Cane River Creole NHP	9	11	1,210	1,210	35	83	1,328
Canyonlands NP	59	104	6,797	6,797	223	652	7,672
Cape Cod NS	62	84	8,207	8,207	284	1,841	10,332

OPERATION OF THE NATIONAL PARK SYSTEM ORGANIZATIONS	FY 2021			FY 2022	FY 2023	FY 2023	FY 2023
	Park Base FTE	FY 2021 Total FTE	FY 2021 Actual	CR Annualized Rate	Fixed Costs & Internal Transfers	Program Changes	FY 2023 Request
Cape Hatteras Group - Cape Hatteras NS, Fort Raleigh NHS, Wright Brothers NMem	62	109	10,256	10,256	265	597	11,118
Cape Lookout NS	21	33	2,697	2,697	89	359	3,145
Capitol Reef NP	23	33	2,615	2,615	96	328	3,039
Capulin Volcano NM	7	10	782	782	26	173	981
Carl Sandburg Home NHS	11	12	1,342	1,342	44	185	1,571
Carlsbad Caverns NP	45	50	6,106	6,106	169	439	6,714
Casa Grande Ruins NM & Hohokam Pima NM	7	9	904	904	32	80	1,016
Castillo de San Marcos NM & Fort Matanzas NM	16	46	2,239	2,239	89	216	2,544
Catoctin Mountain Park	25	30	3,611	3,611	124	660	4,395
Cedar Breaks NM	5	9	773	773	23	174	970
Cedar Creek and Belle Grove NHP	6	6	925	925	26	78	1,029
César E. Chávez NM	0	0	497	497	-1	9	505
Chaco Culture NHP	13	19	2,181	2,181	73	107	2,361
Chamizal NMem	21	21	2,586	2,586	89	131	2,806
Channel Islands NP	55	62	7,917	7,917	117	1,150	9,184
Charles Pinckney NHS	4	4	586	586	22	73	681
Charles Young Buffalo Soldiers NM	5	5	926	926	19	69	1,014
Chattahoochee River NRA	25	33	3,752	3,752	115	294	4,161
Chesapeake & Ohio Canal NHP	64	70	9,885	9,885	338	892	11,115
Chickamauga & Chattanooga NMP	27	28	3,633	3,633	117	161	3,911
Chickasaw NRA	35	42	4,208	4,208	141	290	4,639
Christiansted NHS, Buck Island Reef NM, & Salt River Bay NHP & Ecological Preserve	18	19	2,787	2,787	81	361	3,229
City of Rocks NRes	0	0	452	452	-1	1	452
Colonial NHP	60	64	7,277	7,277	241	511	8,029
Colorado NM	17	39	2,043	2,043	70	209	2,322

OPERATION OF THE NATIONAL PARK SYSTEM ORGANIZATIONS	FY 2021			FY 2022	FY 2023	FY 2023	FY 2023
	Park Base FTE	FY 2021 Total FTE	FY 2021 Actual	CR Annualized Rate	Fixed Costs & Internal Transfers	Program Changes	FY 2023 Request
Coltsville NHP	0	0	180	180	0	6	186
Congaree NP	15	17	1,817	1,817	61	1,304	3,182
Cowpens NB	7	8	937	937	28	75	1,040
Crater Lake NP	45	73	5,673	5,673	67	1,576	7,316
Craters of the Moon NM&Pres	16	27	1,710	1,710	43	287	2,040
Cumberland Gap NHP	28	35	3,771	3,771	33	270	4,074
Cumberland Island NS	26	30	3,059	3,059	92	229	3,380
Curecanti NRA	39	52	4,632	4,632	155	671	5,458
Cuyahoga Valley NP	92	116	11,592	11,592	383	582	12,557
Dayton Aviation NHP	18	18	2,127	2,127	70	105	2,302
De Soto NMem	8	8	764	764	27	75	866
Death Valley NP	63	89	9,710	9,710	85	1,386	11,181
Delaware Water Gap NRA	80	103	10,486	10,486	359	753	11,598
Denali NP&Pres	103	155	15,556	15,556	499	2,260	18,315
Devils Postpile NM	2	3	660	660	10	172	842
Devils Tower NM	11	18	1,472	1,472	45	188	1,705
Dinosaur NM	35	49	4,016	4,016	133	396	4,545
Dry Tortugas NP	13	19	2,224	2,224	70	207	2,501
Ebey's Landing NHR	1	2	359	359	2	61	422
Edgar Allan Poe NHS	0	0	430	430	0	14	444
Effigy Mounds NM	12	13	1,279	1,279	49	218	1,546
Eisenhower NHS	8	8	1,196	1,196	42	83	1,321
El Malpais NM	19	25	2,042	2,042	67	234	2,343
El Morro NM	8	9	978	978	32	81	1,091
Eleanor Roosevelt NHS	5	5	924	924	38	85	1,047
Eugene O'Neill NHS	4	4	684	684	23	174	881
Everglades NP	139	223	17,885	17,885	596	1,668	20,149



OPERATION OF THE NATIONAL PARK SYSTEM ORGANIZATIONS	FY 2021			FY 2022	FY 2023	FY 2023	FY 2023
	Park Base FTE	FY 2021 Total FTE	FY 2021 Actual	CR Annualized Rate	Fixed Costs & Internal Transfers	Program Changes	FY 2023 Request
Fire Island NS	40	45	5,381	5,381	181	448	6,010
First Ladies NHS	7	7	1,011	1,011	23	71	1,105
First State NHP	7	7	1,009	1,009	28	73	1,110
Flagstaff Area Parks - Sunset Crater Volcano NM, Walnut Canyon NM, Wupatki NM	32	49	3,999	3,999	134	303	4,436
Flight 93 NMem	14	16	1,688	1,688	56	94	1,838
Florissant Fossil Beds NM	10	12	1,060	1,060	38	184	1,282
Fort Caroline NMem & Timucuan Ecological & Historic Preserve	22	23	2,897	2,897	91	259	3,247
Fort Davis NHS	13	15	1,427	1,427	49	92	1,568
Fort Donelson NB	12	13	1,594	1,594	50	95	1,739
Fort Frederica NM	5	5	931	931	29	77	1,037
Fort Laramie NHS	16	18	1,780	1,780	54	95	1,929
Fort Larned NHS	11	11	1,106	1,106	41	85	1,232
Fort McHenry NM & Historic Shrine	25	25	2,729	2,729	87	121	2,937
Fort Monroe NM	3	3	1,282	1,282	17	65	1,364
Fort Necessity NB	15	16	1,722	1,722	59	199	1,980
Fort Point NHS	1	2	551	551	10	67	628
Fort Pulaski NM	10	23	1,458	1,458	42	194	1,694
Fort Scott NHS	13	16	1,402	1,402	50	90	1,542
Fort Smith NHS	10	11	1,143	1,143	38	159	1,340
Fort Stanwix NM	15	15	1,678	1,678	57	99	1,834
Fort Sumter and Fort Moultrie NHP	19	23	2,210	2,210	63	108	2,381
Fort Union NM	12	16	1,313	1,313	40	78	1,431
Fort Union Trading Post NHS	9	9	917	917	33	80	1,030
Fort Vancouver NHS	19	26	2,132	2,132	56	109	2,297
Fossil Butte NM	6	8	799	799	18	172	989

OPERATION OF THE NATIONAL PARK SYSTEM ORGANIZATIONS	FY 2021			FY 2022	FY 2023	FY 2023	FY 2023
	Park Base FTE	FY 2021 Total FTE	FY 2021 Actual	CR Annualized Rate	Fixed Costs & Internal Transfers	Program Changes	FY 2023 Request
Frederick Law Olmsted NHS	26	27	1,921	1,921	118	115	2,154
Fredericksburg & Spotsylvania NMP	41	42	4,853	4,853	179	343	5,375
Freedom Riders NM	1	1	495	495	7	231	733
Friendship Hill NHS	5	7	603	603	18	70	691
Gates of the Arctic NP&Pres	36	45	3,334	3,334	164	764	4,262
Gateway NRA	219	263	26,924	26,924	873	1,488	29,285
Gateway Arch NP	85	141	10,736	10,736	348	320	11,404
Gauley River NRA	2	2	888	888	32	83	1,003
George Rogers Clark NHP	10	10	979	979	35	80	1,094
George Washington Birthplace NM	16	16	1,813	1,813	50	96	1,959
George Washington Carver NM	15	15	1,556	1,556	52	95	1,703
George Washington Memorial Parkway	93	99	14,254	14,254	426	1,184	15,864
Gettysburg NMP	52	60	7,408	7,408	244	417	8,069
Gila Cliff Dwellings NM	4	5	402	402	18	367	787
Glacier Bay NP&Pres	36	72	5,406	5,406	193	556	6,155
Glacier NP	128	272	15,115	15,115	535	2,542	18,192
Glen Canyon NRA	98	156	12,847	12,847	394	1,377	14,618
Golden Gate NRA	169	261	26,507	26,507	-93	1,704	28,118
Golden Spike NHP	10	11	1,167	1,167	37	314	1,518
Governor's Island NM	3	3	1,582	1,582	4	60	1,646
Grand Canyon NP	143	364	23,027	23,027	716	1,388	25,131
Grand Canyon Parashant NM	12	12	1,691	1,691	44	211	1,946
Grand Portage NM	9	9	1,426	1,426	37	257	1,720
Grand Teton NP	103	223	13,398	13,398	483	1,078	14,959
Grant-Kohrs Ranch NHS	17	20	1,598	1,598	61	271	1,930
Great Basin NP	23	37	2,904	2,904	80	321	3,305
Great Egg Harbor Scenic & Recreational River	0	0	241	241	0	3	244

OPERATION OF THE NATIONAL PARK SYSTEM ORGANIZATIONS				FY 2022	FY 2023		
	FY 2021 Park Base FTE	FY 2021 Total FTE	FY 2021 Actual	CR Annualized Rate	Fixed Costs & Internal Transfers	FY 2023 Program Changes	FY 2023 Request
Great Sand Dunes NP&Pres	20	30	2,760	2,760	85	281	3,126
Great Smoky Mountains NP	164	281	20,664	20,664	688	2,736	24,088
Guadalupe Mountains NP	26	27	3,128	3,128	94	248	3,470
Guilford Courthouse NMP	9	9	1,208	1,208	31	82	1,321
Gulf Islands NS	52	75	7,711	7,711	143	1,557	9,411
Hagerman Fossil Beds NM	5	6	984	984	22	74	1,080
Haleakala NP	40	79	5,925	5,925	161	841	6,927
Hampton NHS	7	7	1,291	1,291	41	87	1,419
Harpers Ferry NHP	42	48	7,133	7,133	200	314	7,647
Harriet Tubman NHP	1	1	628	628	10	61	699
Harriet Tubman Underground Railroad NHP	2	2	612	612	35	64	711
Harry S Truman NHS	13	14	1,359	1,359	50	165	1,574
Hawaii Volcanoes NP	63	111	8,297	8,297	181	931	9,409
Herbert Hoover NHS	14	15	1,474	1,474	51	190	1,715
Home of Franklin D Roosevelt NHS	25	28	3,959	3,959	139	314	4,412
Homestead NM of America	15	16	1,350	1,350	49	189	1,588
Honouliuli NHS	1	1	354	354	2	61	417
Hopewell Culture NHP	14	16	1,424	1,424	49	318	1,791
Hopewell Furnace NHS	10	10	1,528	1,528	47	92	1,667
Horseshoe Bend NMP	8	8	865	865	30	268	1,163
Hot Springs NP	42	45	4,831	4,831	155	1,145	6,131
Hovenweep NM	4	10	589	589	18	71	678
Independence NHP	176	180	25,632	25,632	744	1,011	27,387
Indiana Dunes NP	76	111	9,748	9,748	330	2,057	12,135
Isle Royale NP	36	46	4,678	4,678	160	343	5,181
James A Garfield NHS	8	9	813	813	31	78	922
Jean Lafitte NHP & Pres	41	42	5,891	5,891	155	452	6,498

OPERATION OF THE NATIONAL PARK SYSTEM ORGANIZATIONS	FY 2021			FY 2022	FY 2023	FY 2023	FY 2023
	Park Base FTE	FY 2021 Total FTE	FY 2021 Actual	CR Annualized Rate	Fixed Costs & Internal Transfers	Program Changes	FY 2023 Request
Jewel Cave NM	13	14	1,295	1,295	49	261	1,605
Jimmy Carter NHS	17	18	1,747	1,747	58	694	2,499
John D Rockefeller Jr Memorial Parkway	0	0	579	579	0	20	599
John Day Fossil Beds NM	15	16	1,735	1,735	50	200	1,985
John F Kennedy NHS	0	0	556	556	0	13	569
John Muir NHS	14	16	1,088	1,088	36	85	1,209
Johnstown Flood NMem	7	7	847	847	22	76	945
Joshua Tree NP	44	116	6,827	6,827	97	516	7,440
Kalaupapa NHP	30	35	4,977	4,977	121	502	5,600
Kaloko-Honokohau NHP	16	22	2,069	2,069	53	424	2,546
Katahdin Woods and Waters NM	3	4	591	591	23	741	1,355
Katmai NP&Pres, Aniakchak NM&Pres & Alagnak WR	28	41	4,566	4,566	139	837	5,542
Kenai Fjords NP	32	38	4,302	4,302	148	1,657	6,107
Kennesaw Mountain NBP	15	20	1,982	1,982	71	104	2,157
Keweenaw NHP	13	16	1,827	1,827	58	201	2,086
Kings Mountain NMP	10	12	1,235	1,235	-39	184	1,380
Klondike Gold Rush NHP	24	42	3,399	3,399	108	238	3,745
Klondike Gold Rush - Seattle Unit NHP	6	7	790	790	27	274	1,091
Knife River Indian Village NHS	9	10	966	966	31	705	1,702
Lake Clark NP&Pres	23	27	3,715	3,715	116	306	4,137
Lake Mead NRA	123	206	20,195	20,195	20	1,419	21,634
Lake Meredith NRA & Alibates Flint Quarry NM	26	34	3,396	3,396	106	256	3,758
Lake Roosevelt NRA	49	59	6,488	6,488	99	511	7,098
Lassen Volcanic NP	38	61	5,522	5,522	52	610	6,184
Lava Beds NM & Tule Lake NM	21	33	2,486	2,486	73	574	3,133
Lewis & Clark NHP	15	22	1,793	1,793	49	245	2,087

OPERATION OF THE NATIONAL PARK SYSTEM ORGANIZATIONS				FY 2022	FY 2023		
	FY 2021 Park Base FTE	FY 2021 Total FTE	FY 2021 Actual	CR Annualized Rate	Fixed Costs & Internal Transfers	FY 2023 Program Changes	FY 2023 Request
Lincoln Boyhood NMem	9	9	1,132	1,132	39	127	1,298
Lincoln Home NHS	21	25	3,021	3,021	86	133	3,240
Little Bighorn Battlefield NM	11	14	1,336	1,336	43	192	1,571
Little River Canyon NPres	15	17	1,457	1,457	52	195	1,704
Little Rock Central High School NHS	11	11	1,039	1,039	37	576	1,652
Longfellow House - Washington's Headquarters NHS	0	0	1,304	1,304	0	32	1,336
Lowell NHP	63	67	8,831	8,831	267	381	9,479
Lyndon B Johnson NHP	28	28	4,142	4,142	110	244	4,496
Maggie L Walker NHS	6	6	677	677	27	346	1,050
Mammoth Cave NP	55	113	7,010	7,010	241	710	7,961
Manassas NBP	29	35	3,434	3,434	128	352	3,914
Manhattan Project NHP	4	7	728	728	24	518	1,270
Manhattan Sites	21	21	4,760	4,760	188	178	5,126
Manzanar NHS	13	16	1,407	1,407	44	96	1,547
Marsh-Billings-Rockefeller NHP	14	16	2,206	2,206	69	206	2,481
Martin Luther King, Jr NHP	27	28	4,663	4,663	11	929	5,603
Martin Van Buren NHS	13	13	1,358	1,358	46	92	1,496
Medgar & Myrlie Evers Home NM	1	1	180	180	4	996	1,180
Mesa Verde NP	54	93	6,792	6,792	235	545	7,572
Mill Springs Battlefield NM	2	2	472	472	12	457	941
Minidoka NHS	4	5	488	488	19	278	785
Minute Man NHP	22	25	3,296	3,296	103	225	3,624
Minuteman Missile NHS	6	8	749	749	21	124	894
Mississippi NRR	20	23	2,114	2,114	79	849	3,042
Missouri NRR	5	6	1,242	1,242	28	191	1,461
Mojave NPres & Castle Mountains NM	34	42	6,011	6,011	37	505	6,553
Monocacy NB	11	14	1,680	1,680	54	251	1,985

OPERATION OF THE NATIONAL PARK SYSTEM ORGANIZATIONS	FY 2021			FY 2022	FY 2023	FY 2023	FY 2023
	Park Base FTE	FY 2021 Total FTE	FY 2021 Actual	CR Annualized Rate	Fixed Costs & Internal Transfers	Program Changes	FY 2023 Request
Montezuma Castle NM & Tuzigoot NM	11	23	1,707	1,707	52	200	1,959
Moore's Creek NB	6	6	718	718	23	71	812
Morristown NHP	23	24	2,853	2,853	97	234	3,184
Mount Rainier NP	89	192	12,955	12,955	199	1,290	14,444
Mount Rushmore NMem	32	51	4,406	4,406	139	289	4,834
Muir Woods NM	7	10	517	517	10	81	608
Natchez NHP	15	15	2,662	2,662	60	95	2,817
Natchez Trace NST	0	0	59	59	0	0	59
Natchez Trace Parkway, Brices Cross Roads NBS, Tupelo NB	92	99	12,410	12,410	275	665	13,350
National Capital Parks-East	119	121	17,642	17,642	474	1,213	19,329
National Mall & Memorial Parks	236	247	37,755	37,755	1,034	1,959	40,748
National Park of American Samoa	11	16	1,452	1,452	29	438	1,919
National Park Service Liaison to the White House	63	67	10,023	10,023	287	401	10,711
National Parks of New York Harbor (Hqtrs)	7	7	884	884	36	87	1,007
Natural Bridges NM	5	7	565	565	18	67	650
New Bedford Whaling NHP	9	9	1,007	1,007	33	81	1,121
New Orleans Jazz NHP	5	5	1,387	1,387	41	89	1,517
New River Gorge NP&Pres	71	79	8,026	8,026	259	626	8,911
Nez Perce NHP	21	22	2,728	2,728	-14	547	3,261
Nicodemus NHS	4	4	735	735	16	61	812
Ninety Six NHS	4	4	503	503	14	67	584
Niobrara NSR	7	8	1,069	1,069	30	183	1,282
North Cascades NP, Lake Chelan NRA, Ross Lake NRA	47	105	7,841	7,841	-318	910	8,433
Obed WSR	9	10	1,134	1,134	42	205	1,381
Ocmulgee Mounds NHP	12	14	1,410	1,410	48	700	2,158

OPERATION OF THE NATIONAL PARK SYSTEM ORGANIZATIONS	FY 2021			FY 2022	FY 2023	FY 2023	FY 2023
	Park Base FTE	FY 2021 Total FTE	FY 2021 Actual	CR Annualized Rate	Fixed Costs & Internal Transfers	Program Changes	FY 2023 Request
Olympic NP	99	203	13,769	13,769	-34	1,247	14,982
Oregon Caves NM & Pres	16	18	1,848	1,848	50	206	2,104
Organ Pipe Cactus NM	33	36	4,766	4,766	149	477	5,392
Ozark NSR	60	79	7,057	7,057	245	624	7,926
Padre Island NS	53	63	6,169	6,169	194	1,074	7,437
Palo Alto Battlefield NHS	9	9	1,143	1,143	36	180	1,359
Paterson Great Falls NHP	6	6	1,096	1,096	31	78	1,205
Pea Ridge NMP	11	12	1,325	1,325	45	266	1,636
Pearl Harbor NMem	32	34	4,825	4,825	109	166	5,100
Pecos NHP	20	23	2,472	2,472	84	218	2,774
Perry's Victory & International Peace Memorial	11	13	1,159	1,159	40	126	1,325
Petersburg NB	28	28	3,711	3,711	125	465	4,301
Petrified Forest NP	33	48	3,822	3,822	130	535	4,487
Petroglyph NM	15	16	1,836	1,836	68	105	2,009
Pictured Rocks NL	18	28	2,784	2,784	81	291	3,156
Pinnacles NP	22	30	3,876	3,876	83	413	4,372
Pipe Spring NM	12	15	1,357	1,357	49	192	1,598
Pipestone NM	11	12	1,172	1,172	38	308	1,518
Point Reyes NS	48	89	8,633	8,633	-199	1,594	10,028
Port Chicago Naval Magazine NMem	1	1	316	316	12	66	394
Potomac Heritage NST	0	0	447	447	4	56	507
Prince William Forest Park	28	31	3,734	3,734	125	256	4,115
Pullman NM	5	5	1,099	1,099	28	408	1,535
Pu'uhonua O Honaunau NHP	15	21	2,052	2,052	59	319	2,430
Puukohola Heiau NHS	10	13	1,282	1,282	38	83	1,403
Rainbow Bridge NM	0	0	153	153	0	5	158
Reconstruction Era NHP	6	6	669	669	17	849	1,535

OPERATION OF THE NATIONAL PARK SYSTEM ORGANIZATIONS	FY 2021			FY 2022	FY 2023	FY 2023	FY 2023
	Park Base FTE	FY 2021 Total FTE	FY 2021 Actual	CR Annualized Rate	Fixed Costs & Internal Transfers	Program Changes	FY 2023 Request
Redwood NP	82	109	9,522	9,522	168	1,484	11,174
Richmond NBP	30	31	3,377	3,377	122	271	3,770
Rio Grande WSR	0	0	216	216	0	7	223
River Raisin NBP	7	7	857	857	27	75	959
Rock Creek Park	55	56	9,609	9,609	270	576	10,455
Rocky Mountain NP	103	247	13,807	13,807	471	2,194	16,472
Roger Williams NMem	5	5	730	730	21	74	825
Ronald Reagan Boyhood Home NHS	0	0	371	371	0	0	371
Rosie the Riveter WWII Home Front NHP	10	11	1,362	1,362	45	93	1,500
Russell Cave NM	4	4	420	420	15	65	500
Sagamore Hill NHS	14	14	1,672	1,672	50	191	1,913
Saguaro NP	32	64	3,986	3,986	146	891	5,023
Saint Croix Island IHS	2	2	253	253	7	63	323
Saint Croix NSR & Lower Saint Croix NSR	34	34	4,105	4,105	143	422	4,670
Saint-Gaudens NHP	11	12	1,372	1,372	35	85	1,492
Salem Maritime NHS	21	21	2,742	2,742	89	113	2,944
Salinas Pueblo Missions NM	14	18	1,482	1,482	51	95	1,628
San Antonio Missions NHP	36	39	4,140	4,140	141	707	4,988
San Francisco Maritime NHP	57	66	8,012	8,012	165	381	8,558
San Juan Island NHP	8	14	1,089	1,089	31	179	1,299
San Juan NHS	30	88	3,730	3,730	30	173	3,933
Sand Creek Massacre NHS	6	7	896	896	27	212	1,135
Santa Monica Mountains NRA	51	70	9,020	9,020	-3	911	9,928
Saratoga NHP	18	21	2,477	2,477	84	430	2,991
Saugus Iron Works NHS	7	7	953	953	29	181	1,163
Scotts Bluff NM	12	12	1,037	1,037	34	80	1,151
Sequoia NP & Kings Canyon NP	141	283	17,705	17,705	276	1,630	19,611



OPERATION OF THE NATIONAL PARK SYSTEM ORGANIZATIONS	FY 2021			FY 2022	FY 2023	FY 2023	FY 2023
	Park Base FTE	Total FTE	FY 2021 Actual	CR Annualized Rate	Fixed Costs & Internal Transfers	Program Changes	FY 2023 Request
Shenandoah NP	96	190	13,039	13,039	432	1,343	14,814
Shiloh NMP	24	27	2,984	2,984	94	226	3,304
Sitka NHP	17	19	2,313	2,313	69	103	2,485
Sleeping Bear Dunes NL	37	92	4,533	4,533	167	469	5,169
Southeast Arizona Group	24	27	3,785	3,785	106	362	4,253
Southern Arizona Group (Hqtrs)	15	19	1,835	1,835	65	199	2,099
Southern Four Corners Group	32	33	4,234	4,234	114	243	4,591
Springfield Armory NHS	13	13	1,561	1,561	59	95	1,715
Statue of Liberty NM & Ellis Island	97	106	16,589	16,589	445	8,504	25,538
Ste. Genevieve NHP	4	4	702	702	19	799	1,520
Steamtown NHS	46	47	5,997	5,997	186	264	6,447
Stones River NB	13	13	1,371	1,371	44	186	1,601
Stonewall NM	1	2	225	225	4	59	288
Tallgrass Prairie NPres	11	13	1,043	1,043	41	309	1,393
Thaddeus Kosciuszko NMem	0	0	181	181	0	5	186
Theodore Roosevelt Inaugural NHS	0	0	314	314	0	0	314
Theodore Roosevelt NP & International Peace Garden	33	43	3,210	3,210	111	428	3,749
Thomas Edison NHP	22	22	3,103	3,103	106	135	3,344
Thomas Stone NHS	1	1	675	675	22	71	768
Timpanogos Cave NM	10	19	1,190	1,190	42	264	1,496
Tonto NM	8	10	935	935	31	77	1,043
Tule Springs Fossil Beds NM	2	2	759	759	17	71	847
Tumacacori NHP	11	16	1,382	1,382	47	191	1,620
Tuskegee Airmen NHS	7	7	1,008	1,008	24	249	1,281
Tuskegee Institute NHS	10	10	1,135	1,135	-36	266	1,365
Ulysses S Grant NHS	13	13	1,334	1,334	45	85	1,464

OPERATION OF THE NATIONAL PARK SYSTEM ORGANIZATIONS	FY 2021			FY 2022	FY 2023	FY 2023	FY 2023
	Park Base FTE	Total FTE	FY 2021 Actual	CR Annualized Rate	Fixed Costs & Internal Transfers	Program Changes	FY 2023 Request
Upper Delaware Scenic & Recreational River & Middle Delaware NSR	23	24	3,612	3,612	110	319	4,041
Valles Caldera NPres	25	27	5,028	5,028	116	1,267	6,411
Valley Forge NHP	48	50	6,831	6,831	201	418	7,450
Vanderbilt Mansion NHS	20	20	1,144	1,144	42	83	1,269
Vicksburg NMP	28	31	3,377	3,377	13	600	3,990
Virgin Islands Coral Reef NM	0	0	497	497	0	11	508
Virgin Islands NP	29	35	5,326	5,326	149	813	6,288
Voyageurs NP	35	54	4,425	4,425	145	552	5,122
Waco Mammoth NM	2	2	395	395	9	162	566
War in the Pacific NHP	13	14	1,688	1,688	37	192	1,917
Washita Battlefield NHS	6	7	814	814	26	177	1,017
Weir Farm NHS	8	9	1,230	1,230	39	258	1,527
West. Arctic Parklands - Noatak NPres, Cape Krusenstern NM, Kobuk Valley NP	25	27	2,759	2,759	126	279	3,164
Whiskeytown NRA	31	67	4,589	4,589	35	336	4,960
White Sands NP	15	25	1,718	1,718	60	377	2,155
Whitman Mission NHS	6	6	861	861	31	81	973
William Howard Taft NHS	8	8	874	874	25	77	976
William Jefferson Clinton Birthplace Home NHS	4	4	754	754	17	123	894
Wilson's Creek NB	26	26	3,450	3,450	107	551	4,108
Wind Cave NP	27	49	2,765	2,765	99	613	3,477
Wolf Trap NP	37	37	4,489	4,489	141	303	4,933
Women's Rights NHP	13	13	1,671	1,671	49	88	1,808
Wrangell-Saint Elias NP&Pres	40	53	6,158	6,158	203	624	6,985
Yellowstone NP	290	506	37,371	37,371	1,246	2,271	40,888
Yosemite NP	225	565	31,109	31,109	451	2,117	33,677

OPERATION OF THE NATIONAL PARK SYSTEM ORGANIZATIONS	FY 2021			FY 2022	FY 2023	FY 2023	FY 2023
	Park Base FTE	FY 2021 Total FTE	FY 2021 Actual	CR Annualized Rate	Fixed Costs & Internal Transfers	Program Changes	FY 2023 Request
Yucca House NM	0	0	114	114	0	4	118
Yukon-Charley Rivers NPres	0	0	1,926	1,926	0	43	1,969
Zion NP	76	177	8,475	8,475	294	870	9,639
<b>Subtotal, Park Units</b>	<b>10,160</b>	<b>14,703</b>	<b>1,390,384</b>	<b>1,390,384</b>	<b>36,805</b>	<b>154,563</b>	<b>1,581,752</b>
<b><u>National Trails System</u></b>							
[Appalachian NST]	[7]	[8]	[1,786]	[1,786]	[54]	[217]	[2,057]
[Natchez Trace NST]	[0]	[0]	[59]	[59]	[0]	[0]	[59]
[Potomac Heritage NST]	[0]	[0]	[447]	[447]	[4]	[56]	[507]
Ala Kahakai NHT	3	9	584	584	15	16	615
California NHT	0	0	386	386	0	6	392
Captain John Smith Chesapeake NHT	4	4	843	843	19	11	873
El Camino Real de los Tejas NHT	0	0	235	235	0	4	239
El Camino Real de Tierra Adentro NHT	0	0	326	326	0	4	330
Ice Age NST	4	4	914	914	24	76	1,014
Juan Bautista de Anza NHT	3	3	595	595	11	11	617
Lewis & Clark NHT	16	16	2,322	2,322	69	49	2,440
Mormon Pioneer NHT	0	0	279	279	0	4	283
New England NST	0	0	162	162	0	1	163
North Country NST	5	5	1,315	1,315	26	15	1,356
Old Spanish NHT	0	0	280	280	0	3	283
Oregon NHT	0	0	489	489	0	15	504
Overmountain Victory NHT	0	0	367	367	0	1	368
Pony Express NHT	0	0	287	287	0	4	291
Santa Fe NHT	17	18	763	763	89	15	867
Selma to Montgomery NHT	12	12	1,512	1,512	44	1,082	2,638
Star Spangled Banner NHT	0	0	190	190	0	4	194
Trail of Tears NHT	0	0	540	540	0	8	548

<b>OPERATION OF THE NATIONAL PARK SYSTEM ORGANIZATIONS</b>	<b>FY 2021 Park Base FTE</b>	<b>FY 2021 Total FTE</b>	<b>FY 2021 Actual</b>	<b>FY 2022 CR Annualized Rate</b>	<b>FY 2023 Fixed Costs &amp; Internal Transfers</b>	<b>FY 2023 Program Changes</b>	<b>FY 2023 Request</b>
Washington Rochambeau Revolutionary Route NHT	1	1	313	313	6	4	323
National Trail System Program	0	2	400	400	4	8	412
<b>Subtotal, National Trails System</b>	<b>63</b>	<b>72</b>	<b>13,102</b>	<b>13,102</b>	<b>307</b>	<b>1,341</b>	<b>14,750</b>
<b>[Subtotal, National Trails System with Park Units]</b>	<b>[71]</b>	<b>[81]</b>	<b>[15,394]</b>	<b>[15,394]</b>	<b>[365]</b>	<b>[1,614]</b>	<b>[17,373]</b>
<b><u>Partnership Wild &amp; Scenic Rivers</u></b>							
[Great Egg Harbor Scenic & Recreational River]	[0]	[0]	[241]	[241]	[0]	[3]	[244]
Eightmile WSR	0	0	241	241	0	0	241
Farmington (West Branch) WSR	0	0	241	241	0	0	241
Lamprey WSR	0	0	241	241	0	0	241
Lower Delaware WSR	0	0	241	241	0	0	241
Lower Farmington & Salmon Brook WSR	0	0	241	241	0	0	241
Maurice WSR	0	0	241	241	0	0	241
Missisquoi and Trout Rivers WSR	0	0	241	241	0	0	241
Musconetcong WSR	0	0	241	241	0	0	241
Nashua WSR	0	0	241	241	0	0	241
Sudbury, Assabet, Concord WSR	0	0	241	241	0	0	241
Taunton WSR	0	0	241	241	0	0	241
Wekiva WSR	0	0	241	241	0	0	241
Westfield WSR	0	0	241	241	0	0	241
White Clay Creek WSR	0	0	241	241	0	0	241
Wood-Pawcatuck Watershed WSR	0	0	241	241	0	0	241
Wild & Scenic River Program	0	1	71	71	4	0	75
<b>Subtotal, Partnership Wild &amp; Scenic Rivers</b>	<b>0</b>	<b>1</b>	<b>3,686</b>	<b>3,686</b>	<b>4</b>	<b>0</b>	<b>3,690</b>
<b>[Subtotal, Partnership Wild &amp; Scenic Rivers with Park Units]</b>	<b>[0]</b>	<b>[1]</b>	<b>[3,927]</b>	<b>[3,927]</b>	<b>[4]</b>	<b>[3]</b>	<b>[3,934]</b>
<b><u>Affiliated Areas</u></b>							

OPERATION OF THE NATIONAL PARK SYSTEM ORGANIZATIONS	FY 2021			FY 2022	FY 2023	FY 2023	FY 2023
	Park Base FTE	FY 2021 Total FTE	FY 2021 Actual	CR Annualized Rate	Fixed Costs & Internal Transfers	Program Changes	FY 2023 Request
American Memorial Park	8	10	1,651	1,651	42	36	1,729
Gloria Dei (Old Swedes') Church NHS	0	0	35	35	0	1	36
Ice Age National Scientific Reserve	0	0	739	739	0	0	739
Lower Eastside Tenement Museum	0	0	249	249	0	0	249
Oklahoma City NMem	8	8	831	831	32	24	887
Pinelands NR	0	0	301	301	0	0	301
Roosevelt Campobello International Park	0	0	1,658	1,658	0	33	1,691
Thomas Cole NHS	0	0	158	158	0	0	158
<b>Subtotal, Affiliated Areas</b>	<b>16</b>	<b>18</b>	<b>5,622</b>	<b>5,622</b>	<b>74</b>	<b>94</b>	<b>5,790</b>
<b><u>Other Field Offices &amp; Partner Organizations</u></b>							
400 Years of African American History Commission	0	0	3,300	3,300	0	0	3,300
Accokeek Foundation	0	0	749	749	0	0	749
Alice Ferguson Foundation	0	0	195	195	0	0	195
Anchorage Interagency Visitor Center	6	6	717	717	24	20	761
Beringia	0	0	671	671	0	3	674
Chesapeake Bay Office	2	6	498	498	15	511	1,024
Erie Canalway NHA Commission	1	1	275	275	9	7	291
Fairbanks Interagency Visitor Center	5	5	703	703	29	20	752
Johnstown Area Heritage Associate Museum	0	0	44	44	0	0	44
Lower Mississippi Delta Technical Assistance	0	0	230	230	0	0	230
Maine Acadian Culture Comm Technical Assistance	0	0	98	98	0	1	99
Masau Trail	0	0	34	34	0	0	34
National Capital Area Performing Arts Program	0	0	2,227	2,227	0	-2,227	0
National Park Foundation	0	0	5,000	5,000	0	0	5,000
Route 66 National Historic Highway	0	0	298	298	0	4	302
Semiquincentennial Commission	0	0	8,000	8,000	0	-8,000	0
<b>Subtotal, Other Field Offices</b>	<b>13</b>	<b>18</b>	<b>23,039</b>	<b>23,039</b>	<b>77</b>	<b>-9,661</b>	<b>13,455</b>

<b>OPERATION OF THE NATIONAL PARK SYSTEM ORGANIZATIONS</b>	<b>FY 2021 Park Base FTE</b>	<b>FY 2021 Total FTE</b>	<b>FY 2021 Actual</b>	<b>FY 2022 CR Annualized Rate</b>	<b>FY 2023 Fixed Costs &amp; Internal Transfers</b>	<b>FY 2023 Program Changes</b>	<b>FY 2023 Request</b>
<b><u>United States Park Police Operations</u></b>							
United States Park Police Operations	0	427	86,414	86,414	2,914	12,651	101,979
<b>Subtotal, USPP Operations - Washington D.C.</b>	<b>0</b>	<b>427</b>	<b>86,414</b>	<b>86,414</b>	<b>2,914</b>	<b>12,651</b>	<b>101,979</b>
<b>Total, Park Base</b>	<b>10,253</b>	<b>15,238</b>	<b>1,522,247</b>	<b>1,522,247</b>	<b>40,181</b>	<b>158,988</b>	<b>1,721,416</b>
<b>Central Offices</b>							
Washington Office	0	307	87,128	87,128	1,981	26,667	115,776
Departmental Unified Regions	0	900	139,475	139,475	5,457	16,264	161,196
<b>Total, Central Offices</b>	<b>0</b>	<b>1,207</b>	<b>226,603</b>	<b>226,603</b>	<b>7,438</b>	<b>42,931</b>	<b>276,972</b>
<b>Program/Support Offices</b>							
<b><u>Park Administrative Support Functions</u></b>							
Accounting Operations Center	0	92	13,292	13,292	544	454	14,290
Park Concession Program	0	14	4,670	4,670	95	89	4,854
Human Resources Operation Center	0	40	8,942	8,942	303	246	9,491
Information Technology Programs	0	90	51,098	51,098	648	8,034	59,780
Major Acquisition Buying Offices	0	173	18,650	18,650	8,258	776	27,684
Servicing Human Resources Office	0	230	27,819	27,819	1,281	1,077	30,177
Learning and Development Program	0	74	14,876	14,876	412	317	15,605
<b>Subtotal, Park Administrative Support Functions</b>	<b>0</b>	<b>713</b>	<b>139,347</b>	<b>139,347</b>	<b>11,541</b>	<b>10,993</b>	<b>161,881</b>
<b><u>Park Natural Resource Support Functions</u></b>							
Air Quality Program	0	20	8,029	8,029	171	136	8,336
Biological Resource Management Program	0	21	9,202	9,202	129	2,110	11,441
Geologic Resource Center	0	10	4,328	4,328	106	2,591	7,025
Cooperative Landscape Conservation	0	8	1,426	1,426	56	1,544	3,026
Inventory and Monitoring Program	0	223	45,177	45,177	1,089	20,037	66,303
Natural Sounds Program	0	17	3,584	3,584	106	89	3,779
Resource Damage Assessment & Restoration	0	6	1,399	1,399	51	45	1,495
Social Science Program	0	7	1,506	1,506	46	3,530	5,082

<b>OPERATION OF THE NATIONAL PARK SYSTEM ORGANIZATIONS</b>	<b>FY 2021 Park Base FTE</b>	<b>FY 2021 Total FTE</b>	<b>FY 2021 Actual</b>	<b>FY 2022 CR Annualized Rate</b>	<b>FY 2023 Fixed Costs &amp; Internal Transfers</b>	<b>FY 2023 Program Changes</b>	<b>FY 2023 Request</b>
Everglades Restoration and Research:							
South Florida Comprehensive Ecosystem Restoration Plan	0	25	4,949	4,949	149	121	5,219
South Florida Critical Ecosystem Studies Initiative	0	7	3,970	3,970	54	44	4,068
South Florida Task Force Support	0	4	1,363	1,363	6	1,005	2,374
Water Resources Program	0	32	13,038	13,038	302	1,741	15,081
<b>Subtotal, Park Natural Resource Support Functions</b>	<b>0</b>	<b>380</b>	<b>97,971</b>	<b>97,971</b>	<b>2,265</b>	<b>32,993</b>	<b>133,229</b>
<b><u>Park Cultural Resource Support Functions</u></b>							
Field Resource Centers:							
Midwest Archeological Center	0	22	1,383	1,383	64	56	1,503
National Capital Museum Resource Center	0	4	672	672	19	20	711
Southeast Archeological Center	0	28	1,067	1,067	28	30	1,125
Western Archeological Center	0	10	1,304	1,304	40	34	1,378
National Networks							
African American Civil Rights Network	0	2	375	375	9	5,000	5,384
Underground Railroad to Freedom Network	0	1	1,239	1,239	5	4	1,248
Reconstruction Era National Historic Network	0	2	375	375	11	0	386
World War II Heritage Cities Network	0	0	375	375	0	0	375
Cultural Resources Project Support	0	19	3,198	3,198	142	0	3,340
<b>Subtotal, Park Cultural Resource Support Functions</b>	<b>0</b>	<b>88</b>	<b>9,988</b>	<b>9,988</b>	<b>318</b>	<b>5,144</b>	<b>15,450</b>
<b><u>Park Facility Maintenance Support Functions</u></b>							
D.C. Water & Sewer Program	0	0	17,376	17,376	0	-5,063	12,313
Land Use Planning	0	0	150	150	0	0	150
Facility Management Program Support:							
Enterprise Facility Management Software System	0	8	7,180	7,180	105	0	7,285
Asset Management Program	0	9	9,128	9,128	110	0	9,238

<b>OPERATION OF THE NATIONAL PARK SYSTEM ORGANIZATIONS</b>	<b>FY 2021 Park Base FTE</b>	<b>FY 2021 Total FTE</b>	<b>FY 2021 Actual</b>	<b>FY 2022 CR Annualized Rate</b>	<b>FY 2023 Fixed Costs &amp; Internal Transfers</b>	<b>FY 2023 Program Changes</b>	<b>FY 2023 Request</b>
Maintenance Project Planning	0	0	12,278	12,278	0	14	12,292
<b>Subtotal, Park Facility Maintenance Support Functions</b>	<b>0</b>	<b>17</b>	<b>46,112</b>	<b>46,112</b>	<b>215</b>	<b>-5,049</b>	<b>41,278</b>
<b><u>Park Interpretation &amp; Education Support Functions</u></b>							
Informational Publications	0	16	3,406	3,406	92	71	3,569
Interpretation and Education Programs	0	5	1,970	1,970	65	33,426	35,461
<b>Subtotal, Park Interpretation &amp; Education Support Functions</b>	<b>0</b>	<b>21</b>	<b>5,376</b>	<b>5,376</b>	<b>157</b>	<b>33,497</b>	<b>39,030</b>
<b><u>Park Visitor Protection Support Functions</u></b>							
Public Health Program	0	4	3,507	3,507	23	1,018	4,548
Special Agents (Criminal Investigators)	0	42	7,362	7,362	270	270	7,902
Fire and Aviation Management Program	0	44	1,709	1,709	39	24	1,772
SW Border Radio Communications Program	0	0	582	582	0	0	582
Federal Law Enforcement Training Center	0	13	5,106	5,106	90	2,292	7,488
Office of Public Trust – Body-Worn Cameras Program	0	0	0	0	0	4,100	4,100
United States Park Police Headquarters	0	93	28,419	28,419	285	-1,761	26,943
<b>Subtotal, Park Visitor Protection Support Functions</b>	<b>0</b>	<b>196</b>	<b>46,685</b>	<b>46,685</b>	<b>707</b>	<b>3,643</b>	<b>51,035</b>
<b><u>Park Partnership Support Functions</u></b>							
Volunteers In Parks Program	0	0	6,919	6,919	8	8	6,935
Youth Partnership Programs	0	4	760	760	26	24	810
<b>Subtotal, Park Partnership Support Functions</b>	<b>0</b>	<b>4</b>	<b>7,679</b>	<b>7,679</b>	<b>34</b>	<b>32</b>	<b>7,745</b>
<b>Total, Program/Support Offices</b>	<b>0</b>	<b>1,419</b>	<b>353,158</b>	<b>353,158</b>	<b>15,237</b>	<b>81,253</b>	<b>449,648</b>
<b>PROJECT FUNDING</b>							
<b><u>Natural Resources Project Funds</u></b>							
Natural Resources	0	0	14,316	14,316	0	21,571	35,887
SW Border Resource Restoration Program	0	0	971	971	0	0	971



<b>OPERATION OF THE NATIONAL PARK SYSTEM ORGANIZATIONS</b>	<b>FY 2021 Park Base FTE</b>	<b>FY 2021 Total FTE</b>	<b>FY 2021 Actual</b>	<b>FY 2022 CR Annualized Rate</b>	<b>FY 2023 Fixed Costs &amp; Internal Transfers</b>	<b>FY 2023 Program Changes</b>	<b>FY 2023 Request</b>
<b>Subtotal, Natural Resources Project Funds</b>	<b>0</b>	<b>0</b>	<b>15,287</b>	<b>15,287</b>	<b>0</b>	<b>21,571</b>	<b>36,858</b>
<b><u>Cultural Resources Project Funds</u></b>							
Cultural Resources	0	0	23,985	23,985	0	0	23,985
<b>Subtotal, Cultural Resources Project Funds</b>	<b>0</b>	<b>0</b>	<b>23,985</b>	<b>23,985</b>	<b>0</b>	<b>0</b>	<b>23,985</b>
<b><u>Facility Maintenance Project Funds</u></b>							
Cyclic Maintenance	0	0	188,184	188,184	0	0	188,184
Emergency Management and Damage Program	0	0	2,712	2,712	0	0	2,712
Environmental Management Program	0	0	6,113	6,113	0	8,000	14,113
Repair/Rehabilitation Projects	0	0	135,980	135,980	0	0	135,980
<b>Subtotal, Facility Maintenance Project Funds</b>	<b>0</b>	<b>0</b>	<b>332,989</b>	<b>332,989</b>	<b>0</b>	<b>8,000</b>	<b>340,989</b>
<b><u>Interpretation &amp; Education Project Funds</u></b>							
Interpretation & Education Program	0	0	1,848	1,848	0	2,000	3,848
<b>Subtotal, Interpretation &amp; Education Project Funds</b>	<b>0</b>	<b>0</b>	<b>1,848</b>	<b>1,848</b>	<b>0</b>	<b>2,000</b>	<b>3,848</b>
<b><u>Recreation &amp; Partnership Project Funds</u></b>							
Challenge Cost Share Program	0	0	386	386	0	0	386
Connecting National Trails to Park Program	0	0	925	925	0	0	925
Recreational Access Program	0	0	3,350	3,350	0	0	3,350
Youth Partnership Program	0	0	11,546	11,546	0	0	11,546
<b>Subtotal, Recreation &amp; Partnership Project Funds</b>	<b>0</b>	<b>0</b>	<b>16,207</b>	<b>16,207</b>	<b>0</b>	<b>0</b>	<b>16,207</b>
<b>Total, Projects</b>	<b>0</b>	<b>0</b>	<b>390,316</b>	<b>390,316</b>	<b>0</b>	<b>31,571</b>	<b>421,887</b>
<b>Total, Park Management</b>	<b>0</b>	<b>0</b>	<b>2,492,324</b>	<b>2,492,324</b>	<b>62,856</b>	<b>317,043</b>	<b>2,872,223</b>
<b>External Administrative Costs</b>	<b>0</b>	<b>0</b>	<b>195,963</b>	<b>195,963</b>	<b>6,325</b>	<b>15,345</b>	<b>217,633</b>
<b>Total, Operation of the National Park System</b>	<b>0</b>	<b>0</b>	<b>2,688,287</b>	<b>2,688,287</b>	<b>69,181</b>	<b>332,388</b>	<b>3,089,856</b>

<sup>1</sup> Represents Full-Time Equivalents (FTE) funded from park base operating dollars.

<sup>2</sup> Total FTE shown for parks are by organization, irrespective of funding source. For example, some temporary positions in parks are funded from construction, recreation fees, etc.

<sup>3</sup> The National Trails System includes three units that are designated as park units. The two that have separate budget allocations are additionally listed here, in brackets, to show the total National Trails System budget level.

<sup>4</sup> The NPS uses these totals when responding to inquiries as to the amount of funding directly available for "park base operations." Items which follow this total also support park operations but are not directly managed at the park level.

<sup>5</sup> The Final amounts reflect presentation adjustments or shifts of funds within reprogramming guidelines. Amounts may vary from previously listed levels.

<sup>6</sup> The Roosevelt Campobello International Park Commission Budget Request will be submitted to House and Senate Appropriation Committees under separate cover.

<sup>7</sup> The United States Park Police Operations includes support for New York area parks, San Francisco area parks, and Washington D.C. area parks.

<sup>8</sup> The current number of NPS park units is 423. Not all units are individually listed as some are primarily operated in conjunction with another unit. For these occurrences the units have been consolidated and are presented as one. The following consolidations are incorporated:

**Unit:** George Washington Memorial Parkway

**Units Included:** Arlington House, The Robert E. Lee Memorial; Clara Barton NHS; George Washington Memorial Parkway; Lyndon B. Johnson Memorial Grove on the Potomac; Theodore Roosevelt Island NMem

**Unit:** Manhattan Sites

**Units Included:** Castle Clinton NM; Federal Hall NMem; General Grant NMem; Hamilton Grange NMem; Saint Paul's Church NHS; Theodore Roosevelt Birthplace NHS

**Unit:** National Capital Parks - East

**Units Included:** Carter G. Woodson Home NHS; Fort Washington Park; Frederick Douglass NHS; Greenbelt Park; Mary McLeod Bethune Council House NHS; Piscataway Park

**Unit:** National Mall & Memorial Parks

**Units Included:** Belmont-Paul Women's Equality NM; Constitution Gardens; Ford's Theatre; Franklin D. Roosevelt Memorial; Korean War Veterans Memorial; Lincoln Memorial; Martin Luther King, Jr. Memorial; Pennsylvania Avenue NHS; Thomas Jefferson Memorial; Vietnam Veterans Memorial; World War I Memorial; World War II Memorial; Washington Monument

**Unit:** Southeast Arizona Group

**Units Included:** Chiricahua NM; Coronado NMem; Fort Bowie NHS

**Unit:** Southern Four Corners Group

**Units Included:** Canyon de Chelly NM; Hubbell Trading Post NHS; Navajo NM

## Statement of Receipts Collected and Reported

Account Number	Receipt Account Title	FY 2021 Actual (\$000s)	FY 2022 Projected (\$000s)	FY 2023 Projected (\$000s)
5110.1	Recreational Fee Program	309,946	318,636	326,664
5110.1	Deed-Restricted Parks Fee Program	3,357	2,500	2,500
5164.1	Transportation Systems Fund	24	207	212
5666.1	Payment for Tax Losses on Land Acquired for Grand Teton NP	16	16	17
	<b>Subtotal, Recreation Fee Receipt Account</b>	<b>313,343</b>	<b>321,359</b>	<b>329,393</b>
14X1034	Contribution for Annuity Benefits for USPP	40,549	42,101	40,150
5431.1	Park Concessions Franchise Fees	81,652	100,741	107,457
5163.1	Rental Payments, Park Buildings Lease and Maint. Fund	9,711	10,439	11,222
5247	Filming and Photography Special Use Fee Program	407	150	150
5049.1	Rents and Charges for Quarters	22,531	23,094	23,671
5412.1	Glacier Bay National Park, Resource Protection	0	0	0
5076.1	Delaware Water Gap Rt. 209, Commercial Operation Fees	16	25	25
5169.1	Concessions Improvement Accounts <sup>1</sup>	12,416	12,416	12,416
	<b>Subtotal, Other Permanent Appropriations</b>	<b>167,282</b>	<b>188,966</b>	<b>195,091</b>
8037.1	Donations to National Park Service	60,891	51,000	51,000
8037.2	Earnings on Investments, Donations to NPS	43	1,000	1,000
8052.2	Earnings on Investments, Preservation, Birthplace of Abraham Lincoln	3	3	3
	<b>Subtotal, Miscellaneous Trust Funds</b>	<b>60,937</b>	<b>52,003</b>	<b>52,003</b>
	<b>TOTAL, RECEIPTS REPORTED BY NPS TO SPECIAL ACCOUNTS</b>	<b>541,562</b>	<b>562,328</b>	<b>576,487</b>
2419.1	Fees and Other Charges for Program Admin. Services	7	7	7
2229	Sale of Timber, Wildlife and Other Natural Land Products, Not Elsewhere Classified	3	3	3
	<b>TOTAL, RECEIPTS REPORTED BY NPS TO THE GENERAL FUND</b>	<b>10</b>	<b>10</b>	<b>10</b>
	<b>GRAND TOTAL, RECEIPTS REPORTED BY NPS</b>	<b>541,572</b>	<b>562,338</b>	<b>576,497</b>

<sup>1</sup>These funds are deposited by NPS concessioners in private bank accounts as a condition of an applicable concession contract made before the 1998 Concessions Act, and are available only for expenditure by the concessioner, with park approval, for required capital improvements which directly support the facilities and services provided by the concessioner. These are not receipts for the U.S. Government and are added here only to match an OMB configuration

THIS PAGE INTENTIONALLY LEFT BLAN

**Appropriation: Operation of the National Park System****Mission Overview**

The Operation of the National Park System appropriation provides the operating funding for our Nation's national parks, trails, partnership wild and scenic rivers, affiliated areas, partner organizations, central offices, and program offices. The parks preserve and commemorate natural and cultural resources that are woven into our national heritage. This appropriation contributes to several important mission areas of the Department of the Interior and the National Park Service including: conserving natural and cultural resources, to effectively manage resources for the enjoyment of all; and expanding outdoor recreation, to support the link between recreation experiences, natural landscapes, and visitor satisfaction; protection of people through the preparedness of NPS law enforcement; and maintaining and operating NPS assets.

**Appropriation Overview**

The Operation of the National Park System (ONPS) appropriation is composed of two budget activities:

**Park Management**

The Park Management activity covers the management and operation of park areas and servicewide programs. It is structured in line with the functional activities the NPS undertakes to fulfill its mission, including actively managing and promoting conservation practices and providing opportunities for recreation on our Nation's public lands. For information about funding by park and program please refer to the ONPS-Summaries section. The five functional areas included in the budget are:

- **Resource Stewardship** encompasses resource management operations that provide for the protection and conservation of unique natural, cultural, and historical features of the National Park System.
- **Visitor Services** includes educational and interpretive programs to enhance the visitor's experience. It also supports efficient management of commercial services for the benefit of visitors and the protection of resources.
- **Park Protection** includes law enforcement programs, the United States Park Police, and public health operations, which provide for the protection of park resources, visitors, and staff.
- **Facility Operations and Maintenance** encompasses the operations and maintenance of buildings, other facilities, lands, and the protection of other government investments.
- **Park Support** covers the management, supervision, and administrative operations for park areas, servicewide programs, and partnerships.

**External Administrative Costs**

The External Administrative Costs activity funds costs that are largely determined by organizations outside the NPS and for which funding requirements are less flexible. The requirements for these costs are mandated in accordance with applicable laws. To promote efficient performance, these costs are managed centrally. The categories funded from this activity support all activities and programs of the NPS.

## Summary of Requirements for Operation of the National Park System

(Dollars in Thousands)

Activity/Subactivity	FY 2021 Actual	FY 2021 FTE Actual	FY 2022 CR	FY 2022 CR FTE Est	Fixed Costs & Related (+/-)	Internal Transfers (+/-)	Program Changes (+/-)	FY 2023 Request	FY 2023 Request FTE Est	Change from FY 2022 (+/-)	FTE Change from FY 2022 (+/-)
<b>Park Management</b>											
Resource Stewardship	350,306	2,162	350,306	2,180	+10,393	0	+192,298	552,997	2,989	+202,691	+809
Visitor Services	253,851	2,373	253,851	2,393	+8,662	0	+17,334	279,847	2,510	+25,996	+117
Park Protection	387,239	2,357	387,239	2,377	+12,338	0	+44,638	444,215	2,566	+56,976	+189
Facility Operations and Maintenance	910,719	4,391	910,719	4,427	+14,108	0	+34,195	959,022	4,583	+48,303	+156
Park Support	590,209	3,087	590,209	3,113	+17,334	+21	+28,578	636,142	3,212	+45,933	+99
<b>Subtotal, Park Management</b>	<b>2,492,324</b>	<b>14,370</b>	<b>2,492,324</b>	<b>14,490</b>	<b>+62,835</b>	<b>+21</b>	<b>+317,043</b>	<b>2,872,223</b>	<b>15,860</b>	<b>+379,899</b>	<b>+1,370</b>
<b>External Administrative Costs</b>	<b>195,963</b>	<b>0</b>	<b>195,963</b>	<b>0</b>	<b>+6,346</b>	<b>-21</b>	<b>+15,345</b>	217,633	<b>0</b>	+21,670	0
<b>TOTAL, OPERATION OF THE NATIONAL PARK SYSTEM</b>	<b>2,688,287</b>	<b>14,370</b>	<b>2,688,287</b>	<b>14,490</b>	<b>+69,181</b>	<b>0</b>	<b>332,388</b>	<b>3,089,856</b>	<b>15,860</b>	<b>+401,569</b>	<b>+1,370</b>
Transfer to Semiquincentennial Commission	-8,000	0	-8,000	0	0	0	+8,000	0	0	+8,000	0
Transfer to 400 Years of African American History Commission	-3,300	0	-3,300	0	0	0	0	-3,300	0	0	0
Transfer in for Drug Trafficking Deterrent Actions	127	0	0	0	0	0	0	0	0	0	0
Medical Services Fund	770	0	2,000	0	0	0	-2,000	0	0	-2,000	0
<b>TOTAL, ONPS - Budget Account Listing (BAL)</b>	<b>2,677,884</b>	<b>14,370</b>	<b>2,678,987</b>	<b>14,490</b>	<b>+69,181</b>	<b>0</b>	<b>338,388</b>	<b>3,086,556</b>	<b>15,860</b>	<b>+407,569</b>	<b>+1,370</b>

**Fixed Costs and Related Changes**

Operation of the National Park System

<b>Fixed Cost Changes and Projections</b>	<b>FY 2022 Total or Change</b>	<b>FY 2022 to FY 2023 Change</b>	<b>Description</b>
Change in Number of Paid Days	+0	-6,688	This column reflects changes in pay associated with the change in the number of paid days between FY 2022 and FY 2023. The number of paid days in FY 2023 is one day less than FY 2022.
Pay Raise	+35,482	+69,523	The President's Budget for FY 2023 includes one quarter of a planned 2.7% pay raise for FY 2022 and three quarters of a planned 4.6% pay raise for FY 2023.
Employer Share of Federal Employee Retirement System	+13,158	+0	This column reflects no budgeted increase for the employer contribution to the Federal Employee Retirement System.
Departmental Working Capital Fund	+3,353	+2,674	The change reflects the final FY 2023 Central Bill approved by the Working Capital Fund Consortium.
Worker's Compensation Payments	-1,084	-568	The amounts reflect final chargeback costs of compensating injured employees and dependents of employees who suffer accidental deaths while on duty. Costs for FY 2023 will reimburse the Department of Labor, Federal Employees Compensation Fund, pursuant to 5 U.S.C. 8147(b) as amended by Public Law 94-273.
Unemployment Compensation Payments	+180	+0	The amounts reflect projected changes in the costs of unemployment compensation claims to be paid to the Department of Labor, Federal Employees Compensation Account, in the Unemployment Trust Fund, pursuant to Public Law 96-499.
Rental Payments	+7	+4,240	The amounts reflect changes in the costs payable to General Services Administration (GSA) and others for office and non-office space as estimated by GSA, as well as the rental costs of other currently occupied space. These costs include building security. Costs of mandatory office relocations, i.e., relocations in cases where due to external events there is no alternative but to vacate the currently occupied space, are also included.
Baseline Adjustments for O&M Increases	+8,889	+0	In accordance with space maximization efforts across the Federal Government, this adjustment captures the associated increase to baseline operations and maintenance requirements resulting from movement out of GSA or direct-leased (commercial) space and into Bureau-owned space. While the GSA portion of fixed costs will go down as a result of these moves, Bureaus often encounter an increase to baseline O&M costs not otherwise captured in fixed costs. This category of funding properly adjusts the baseline fixed cost amount to maintain steady-state funding for these requirements.

<b>Internal Realignments and Non-Policy/Program Changes (Net-Zero)</b>	<b>FY 2023 (+/-)</b>	<b>Description</b>
Park Management/Park Support/Administrative Support	+21	This change realigns \$21,000 from the Space Rental account to Chesapeake & Ohio Canal NHP for radio antenna lease.
External Administrative Costs and GSA Space	-21	This change realigns \$21,000 from the Space Rental account to Chesapeake & Ohio Canal NHP for radio antenna lease.



## Operation of the National Park System

### Appropriation Language

---

*For expenses necessary for the management, operation, and maintenance of areas and facilities administered by the National Park Service and for the general administration of the National Park Service, \$3,089,856,000, to remain available until September 30, 2024, of which \$11,661,000 shall be for planning and interagency coordination in support of Everglades restoration and \$135,980,000 shall be for maintenance, repair, or rehabilitation projects for constructed assets and \$188,184,000 shall be for cyclic maintenance projects for constructed assets and cultural resources and \$5,000,000 shall be for uses authorized by section 101122 of title 54, United States Code : Provided, That funds appropriated under this heading in this Act are available for the purposes of section 5 of Public Law 95–348: Provided further, That notwithstanding section 9 of the 400 Years of African-American History Commission Act (36 U.S.C. note prec. 101; Public Law 115–102), as amended, \$3,300,000 of the funds provided under this heading shall be made available for the purposes specified by that Act: Provided further, That sections (7)(b) and (8) of that Act shall be amended by striking "July 1, 2022" and inserting "July 1, 2024".*

*In addition, for purposes described in section 2404 of Public Law 116-9, an amount equal to the amount deposited in this fiscal year into the National Park Medical Services Fund established pursuant to such section of such Act, to remain available until expended, shall be derived from such Fund.*

Note. — A full-year 2022 appropriation for this account was not enacted at the time the budget was prepared; therefore, the budget assumes this account is operating under the Continuing Appropriations Act, 2022 (Division A of P.L. 117-43, as amended). The amounts included for 2022 reflect the annualized level provided by the continuing resolution.

### Justification of Major Proposed Language Changes

---

The phrase *to remain available until September 30, 2024* was inserted to request that the full Operation of the National Park System appropriation be available for two years. Two-year funding availability will allow the NPS to mitigate the impact of continuing resolutions. Multi-year funding is consistent with the period of availability of the operating funds at other Interior land management bureaus and similar agencies. This change enhances consistency across the Department of the Interior.

### Appropriations Language Citations

---

#### 1. For expenses necessary for the management, operation, and maintenance of areas and facilities administered by the National Park Service

Division A of subtitle I of title 54, United States Code, creates the National Park Service (NPS), defines the National Park System, and provides authorities related thereto, including authority for management, operation, and maintenance of areas and facilities administered by the NPS.

Other parts of the United States Code provide authorities related to certain subjects, as follows:

5 U.S.C. 5901(a), Uniform allowance for employees of the National Park Service.

54 U.S.C. 1019, Concessions and Commercial Use authorizations.

16 U.S.C. 21 – 450ss-3, 459 to 460a-11, and 460m –460-kkk, Specific national park areas or categories of National Park areas.

16 U.S.C. 6801 note, Recreation fees and fee collection and use.

54 U.S.C. 102303-102304, 320101-320104, 320106: Acquisition, operation and management of historic and archeological sites, buildings, and properties.

16 U.S.C. 1131-1136: National Wilderness Preservation System.

16 U.S.C. 1241-1249: National Scenic and National Historic Trails.

16 U.S.C. 1281(c): National Wild and Scenic Rivers System components.

54 U.S.C. 102701 Authorizes the law enforcement activities of the U.S. Park Police.

101122 U.S.C. Authorizes appropriations to the National Park Foundation (P.L. 114-289, National Park Service Centennial Act)

**2. and for the general administration of the National Park Service, \$3,089,856,000 which shall remain available until September 30, 2024,**

54 U.S.C. 100101, 100301-100302, which creates the National Park Service, authorizes this provision, which is included because of the desire of Congress to collect the agency's general administrative expenses in one appropriation. Language also makes appropriation available for two years.

**3. of which \$11,661,000 shall be for planning and interagency coordination in support of Everglades restoration,**

16 U.S.C. 410r-5 to 410r-8, the Everglades National Park Protection and Expansion Act of 1989, as amended, authorizes activities to restore Everglades National Park, and appropriations for this purpose. The following citation includes the length of availability for Everglades restoration funding; the NPS proposes the availability of funding for these funds to remain available for two years, consistent with past appropriations.

**4. \$135,980,000 shall be for maintenance, repair, or rehabilitation projects for constructed assets, \$188,184,000 shall be for cyclic maintenance projects for constructed assets and cultural resources,**

54 U.S.C. 100101, 100301-100302, which creates the National Park Service, authorizes this provision. The NPS proposes the availability of funding for these funds to remain available for two years, consistent with past appropriations.

**5. and \$5,000,000 shall be for uses authorized by section 101122 of title 54, United States Code.**

101122 U.S.C. Authorizes appropriations to the National Park Foundation (P.L. 114-289, National Park Service Centennial Act), for use to match contributions made to the Foundation.

**6. That notwithstanding section 9 of the 400 Years of African-American History Commission Act (36 U.S.C. note prec. 101; Public Law 115–102), \$3,300,000 of the funds provided under this heading shall be made available for the purposes specified by that Act**

This provision directs the NPS to transfer \$3,300,000 of funding to the 400 Years of African-American History Commission. The Commission is a Federally appointed committee, operating independently as established by the Secretary of the Interior and administered by the National Park Service.

The Commission was established in the 400 Years of African-American History Commission Act to coordinate the 400th anniversary of the arrival of the first enslaved Africans in the English colonies. The Commission's purpose is to plan, develop, and carry out programs and activities throughout the United States that recognize and highlight the resilience and cultural contributions of Africans and African Americans over 400 years; acknowledge the impact that slavery and laws that enforced racial discrimination had on the United States; encourage civic, patriotic, historical, educational, artistic, religious, and economic organizations to organize and take part in anniversary activities; assist States, localities, and nonprofit organizations to further the commemoration; and coordinate public scholarly research about the arrival of Africans and their contributions to the United States.

- 7. for purposes described in section 2404 of Public Law 116-9, an amount equal to the amount deposited in this fiscal year into the National Park Medical Services Fund established pursuant to such section of such Act, to remain available until expended, shall be derived from such Fund.**

This provision allows the NPS to utilize a portion of funds collected for the National Park Medical Services Fund, as authorized by section 2404 of the John D. Dingell, Jr. Conservation, Management, and Recreation Act (P.L. 116-9), for the purposes of executing that section.

## Justification of Program and Performance

<b>Activity:</b>	<b>Park Management</b>
<b>Subactivity:</b>	<b>Resource Stewardship</b>

Resource Stewardship (\$000)	2021 Actual	2022 CR at Annual Rate	Fixed Costs (+/-)	Internal Transfers (+/-)	Program Changes (+/-)	2023 Request	Change from 2022 CR at Annual Rate (+/-)
Natural Resource Stewardship	229,426	229,426	+6,813	0	+169,338	405,577	+176,151
Cultural Resource Stewardship	110,598	110,598	+3,371	0	+21,790	135,759	+25,161
Everglades Restoration and Research	10,282	10,282	+209	0	+1,170	11,661	+1,379
<b>Total Requirements</b>	<b>350,306</b>	<b>350,306</b>	<b>+10,393</b>	<b>0</b>	<b>+192,298</b>	<b>552,997</b>	<b>+202,691</b>
<i>Total FTE Requirements</i>	<i>2,162</i>	<i>2,180</i>	<i>0</i>	<i>0</i>	<i>+809</i>	<i>2,989</i>	<i>+809</i>

### Summary of FY 2023 Program Changes for Resource Stewardship

<u>Program Changes</u>	(\$000)	FTE
• Park Natural Resource Capacity	+57,000	+456
• Civilian Climate Corps	+31,000	+10
• Natural Resource Projects	+21,571	0
• Research Learning Centers	+17,000	+34
• Inventory and Monitoring Program	+16,000	+75
• Increase Management and Policy Support for Climate Change and Natural Resource Decision Making	+11,500	+92
• Advancing Racial Justice and Equity for Underserved Communities – New and Critical Responsibilities at Parks Preserving the Story of Underrepresented Communities	+9,523	+34
• Baseline Capacity	+7,672	0
• Cooperative Ecosystem Studies Units	+5,500	+18
• Advancing Racial Justice and Equity for Underserved Communities – Tribal Liaison Support	+4,310	+35
• Cultural Resources Climate Change Assessment Team	+3,720	+24
• Socioeconomic Monitoring	+3,500	+3
• Building Park Capacity	+1,770	+16
• Additional Responsibilities	+1,232	+9
• Everglades Restoration and Research	+1,000	+3
<b>TOTAL Program Changes</b>	<b>+192,298</b>	<b>+809</b>

**Mission Overview**

---

The Resource Stewardship subactivity supports the NPS mission by protecting, conserving, and restoring natural and cultural resources, and providing the knowledge and information necessary to ensure their proper management. Public lands are the perfect place to find peace and solitude and observe some of America's most iconic species and landscapes. Conservation stewardship of these treasures is a key component of the NPS mission. Implementing programs and projects to support land, water, and wildlife conservation, the NPS is a leader in protecting and managing America's resources for current and future generations to enjoy.

**Subactivity Overview**

---

As a steward of the nation's natural and cultural heritage, a primary responsibility of the NPS is to conserve and protect park resources and values. The NPS inventories, evaluates, documents, conserves, protects, monitors, maintains, and interprets the natural and cultural resources at 423 park units, 23 trails and 64 wild and scenic rivers. National Park Service stewardship helps to perpetuate resources and allows for their continued appreciation, understanding, and enjoyment. Resource stewardship subactivities consist of the following areas of responsibility:

**Natural Resource Stewardship**

- Supports parks by providing park and resource managers with knowledge gained through systematic and critical investigations, responsive technical assistance, continuing education for park personnel, and cost-effective research programs that address complex landscape-level management issues. Partners include the United States Geological Survey, other Federal and State agencies, and Cooperative Ecosystem Studies Unit-affiliated academic institutions around the country.
- Helps understand, conserve, and protect the natural resources in the National Park System through active management, research and stewardship projects. This work enhances visitor experiences while conserving iconic resources including geologic features and wildlife, detect and manage invasive plants and animals, restore disturbed ecosystems, and conduct tactical and other studies to address natural resource operational needs.
- Assesses the vulnerability of park resources and infrastructure to the effects and potential effects of climate change. This work improves resource resiliency and develops adaptation strategies to protect resources and assets from the threat of a changing climate. Seeks to develop climate change monitoring information in collaboration with parks, other Department of the Interior bureaus, and other agencies and partners.
- Conducts systematic inventories of natural resources and monitoring of park resource conditions to inform park management decisions through the organization of 32 ecosystem-based multi-park Inventory and Monitoring (I&M) Networks.
- Contributes to the conservation and restoration of scenery, wildlife, vegetation, air and water quality, marine resources, geologic and paleontological resources, night skies and natural sounds resulting in healthy intact ecosystems that deliver the best visitor experience.

**Cultural Resource Stewardship**

- Identifies, documents, preserves, protects, and commemorates the sites, buildings, people, events, and objects that define the nation's diverse heritage. Maintains knowledge and inventories of

these resources to facilitate appropriate and cost-effective preservation and protection, as well as access to resources.

- Provides secure and environmentally stable facilities for museum collections to ensure long-term accessibility of the collections for research, public use, enjoyment, and increased understanding.
- Conducts applied research aimed at preserving cultural resources. Provides detailed, systematic data about resources and their preservation and protection needs.
- Operates seven cultural resource centers which provide research, project supervision, technical assistance, information management, and Geographic Information Systems expertise.
- Oversees NPS compliance with the Native American Graves Protection and Repatriation Act and assists all NPS sites with related activities, providing technical advice, guidance, and training.

### **Everglades Restoration and Research**

- Implements conservation projects essential to the conservation and restoration of the natural ecological systems affecting Big Cypress NP, Biscayne NP, Everglades NP, and Dry Tortugas NP. Projects include feasibility studies, pilot projects, and restoration projects.
- Under the leadership of the Department's Office of Everglades Restoration Initiatives, supports NPS efforts on restoration projects and programs, the activities of the South Florida Ecosystem Restoration Task Force, and supports efforts associated with the Invasive Exotic Species Strategic Action Framework.

**Subactivity:** Resource Stewardship  
**Program Component:** Natural Resource Stewardship

### **FY 2023 Program Activities**

---

The following are examples of planned FY 2023 Natural Resource Stewardship activities:

- Restoration of degraded beaches in compensation for oil spill injuries at Gulf Islands National Seashore
- Build long-term coral reef resilience by facilitating post-bleaching coral recovery
- Support Caribbean Parks Response to Stony Coral Tissue Loss Disease
- Protection of Threatened El Malpais National Monument Cave Resources with Bat-Friendly Gates
- Restore Floodplain Habitats in the Upper Quinault River Watershed by Removing Reed Canary grasses at Olympic National Park
- Eliminate Fence-caused Mortality by Removing or Modifying Non-Wildlife Friendly Fencing in Curecanti National Recreation Area/Black Canyon of the Gunnison National Park
- Expand Ecosystem Restoration on East Anacapa Island at Channel Islands National Park.
- Assess Fuels Treatment Impacts and Develop Recovery Actions for Endangered Terrestrial Salamander
- Habitat-Focused Restoration of Native Mussels at Ozark National Scenic Riverways
- Reversing population declines of endangered razorback sucker through adaptive management
- Reclaim High Priority Wetlands at Blue Ridge Parkway
- Protect Giant Sequoias from Unprecedented Causes of Mortality in Sequoia and Kings Canyon and Yosemite National Parks

### **Justification of FY 2023 Program Changes**

---

The FY 2023 budget request for Natural Resource Stewardship is \$405,577,000 and 2,139 FTE, a program change of +\$169,338,000 and +699 FTE from the FY 2022 Continuing Resolution at an Annualized Rate.

**Park Natural Resource Capacity (+\$57,000,000 / +456 FTE)** – Funding will dramatically increase natural resource stewardship capacity servicewide. This investment renews the National Park Service’s commitment to a premier core competency and mission-essential task while supporting key administration efforts related to climate change, conservation, and natural sciences. The NPS proposes targeted natural resource capacity increases at 204 parks that represent the majority of the NPS’s natural resources holdings and responsibilities. These parks will also provide support to smaller parks with natural resources workloads. This proposal is an aggressive, servicewide yet field-oriented approach to tackling the Administration’s conservation and climate goals as outlined by E.O. 14008, “Tackling the Climate Crisis at Home and Abroad”. This investment provides park superintendents capacity to address climate change consequences and specific threats to the natural resources in their area of operations. For example, this funding would allow for the park-level recruitment of natural resource staff including but not limited to natural resource protection specialists, biologists, hydrologists, wildlife veterinarians, ecologists, environmental engineers, natural resource technicians, geologists, botanists and physical scientists.

The NPS proposal also acknowledges the essential role coastal communities have in mitigating climate change and strengthening resilience. The budget increases dedicated natural resource stewardship capacity by over \$11 million at coastal parks, including protecting the mangrove forests of Biscayne National Park, the estuaries of Cape Cod National Seashore, and the 991 fish species of the National Park of the American Samoa. Funding will also respond to acute and fast emerging threats like the spread of Stony Coral Tissue Loss Disease in the Caribbean. This budget meets that challenge head-on by providing dedicated resources to those parks to combat the disease and preserve the coral.

The increase also proposes additional capacity at the regional level to coordinate collaborative conservation. It increases NPS's investment to its responsibilities to the Chesapeake Bay Program regional partnership with a \$0.5 million increase. Additionally, the budget requests \$3 million to reinforce the NPS's responsibilities managing the Colorado River basin. With 11 park units and over 1,000 miles of river managed, the NPS is the caretaker of a significant percentage of this major continental resource. This funding ensures the NPS can continue to fulfill its mission in the 21<sup>st</sup> century by conducting the best scientific and management practices on NPS managed portions of the Colorado River. Specific tasks include helping reduce the non-native fish populations, maintain native and endangered fish and vegetation in the Upper Colorado River Basin. Along with conservation, the NPS's efforts in the Colorado River basin also directly contribute to the deployment of clean energy and infrastructure through the protection of hydropower production, the President's public health goals through the guaranteed provision of low cost, high quality clean water to all and the advancement of environmental justice by increasing NPS's stakeholder engagement in the region, especially with Tribal governments.

**Civilian Climate Corps (+\$31,000,000 / +10 FTE)** – Funding will support President Biden's vision of a Civilian Climate Corps as detailed in E.O. 14008 "Tackling the Climate Crisis at Home and Abroad". Since the inception of the Civilian Conservation Corps in the 1930s, the National Park Service has led the Nation in mobilizing the next generation of conservation and resilience workers, maximizing the creation of accessible training opportunities, and providing a pathway to good-paying jobs. The NPS is well-positioned to help establish a new Civilian Climate Corps to tackle the issues of the 21st Century and work towards the goals set out by the President: 1) conserving and restoring public lands and waters, 2) bolstering community resilience, 3) increasing reforestation, 4) increasing carbon sequestration in the agricultural sector, 5) protecting biodiversity, 6) improving access to recreation, and 7) addressing the changing climate. Additionally, the CCC will create good paying jobs with a free and fair chance to join a union and collectively bargain. The NPS currently operates or participates in multiple programs dedicated to hiring young adults to accomplish several of these goals, including the American Sign Language Conservation Corps, the Ancestral Lands Conservation Corps, Historically Black Colleges and Universities Internship Program, the Latino Heritage Internship Program, the Scientists in Parks program, and the Veteran Fire Corps.

Additionally, the Service has national cooperative agreements with over 35 community organizations participating in the public-private 21st Century Conservation Service Corps as well as regional and park level agreements. In the recent past, these NPS programs have produced outstanding results. For example, a partnership with Environment for the Americas produced a project evaluating climate change impacts on coral reefs in Guam; a project executed through the Student Conservation Association partnered with Padre Island National Seashore to document and protect nesting sea turtles; and a partnership with the Greening Youth Foundation recruited 20 racially and ethnically diverse interns from urban communities



around Everglades National Park to develop an affinity for the park as a part of their community and to preserve cultural resources while learning about best management practices in ecological conservation.

With this additional investment, the NPS intends to expand and enhance its efforts by increasing individual park's capacity to host Civilian Climate Corps teams and projects in order to improve grassroots capacity; establish a Civilian Climate Corps multi-media team to highlight the importance of the work and attract diverse recruits; establish long-term apprenticeship programs to create a pathway to good, union jobs critical to NPS work in trades such as carpentry, brick and stone masonry, electrical, plumbing, building retrofitting, renewable energy technology; establish a living wage requirement for the program; and expand program administration in order to streamline financial assistance and increase ability to operationalize performance data.

**Natural Resource Projects (+\$21,571,000 / 0 FTE)** – Funding will increase servicewide project-based natural resource stewardship. Specifically, this proposal focuses project funding on four key areas: 1) wildlife migration corridors, 2) wildland fire fuels management, 3) increasing climate resilience, and 4) responding to critical emerging natural resource threats.

Funding will enhance large-scale wildlife conservation, identify, and restore migration corridors, and support national parks and NPS programs to achieve shared economic, cultural, and conservation goals with neighboring lands and communities. Funding will support projects in parks that advance the protection and restoration of migratory routes and winter range habitat, enhance wildlife related recreation, support research priorities and/or protection or restoration of priority corridors identified in State Action Plans, and provide technical assistance to parks that support collaborative conservation outcomes. Projects may include habitat restoration, to include invasive species removal and planting of native species in parks servicewide; monitoring species movements (e.g. elk, bighorn sheep, mule deer, and pronghorn); identification of multi-species wildlife corridors; targeted implementation of inventory and monitoring activities that improve understanding of wildlife movement, ecosystem connectivity, and collaborative conservation opportunities; development of management actions to help conserve key species that disperse widely, e.g. migratory species, species that depend on winter and summer ranges, etc.; and other activities that align with State and NPS priorities for collaborative conservation (e.g. bison management in Grand Canyon, Glacier, Wind Cave, and Theodore Roosevelt National Parks and Great Sand Dunes National Park and Preserve).

Project funding builds and enhances the NPS wildland fire program through dedicated funding for on-the-ground active forest management mitigation work. This effort directly contributes to combatting the climate-related risk of destructive wildfires. Activities include marshalling teams to mitigate wildland fire risks around NPS infrastructure through projects that create defensible space and other efforts including fuels reduction, fire effects monitoring, educational outreach, pre-fire preparation of burn units, and participation in prescribed fires in the Western and Southern United States. Fire crews engaging in fire mitigation management help protect our Nation's parks, forests, grasslands, and neighboring communities, and ensure recreational access is either preserved or restored as the impacts of fire are mitigated. The program often employs youth, seasonal and local workforce teams in rural areas.

Parks facing emerging climate change threats to resources often do not have the operational capacity necessary to address acute climate-related issues. This project funding would be available to eligible projects servicewide to support durable and appropriate facility and infrastructure designs and

investments; adaptation actions to prevent or minimize impacts to park units; develop and apply knowledge of changing environments through creative stewardship that manages for future conditions and expand capacity to anticipate, respond to, and manage irreversible change under climate change conditions.

Similarly, parks often do not have the operational capacity to deal with non-climate related emerging threats that can overwhelm their resources. To that end, this budget dedicates project capacity toward combating emerging threats to natural resources such as: invasive animals like the quagga/zebra mussel; wildlife disease like white nose syndrome and chronic wasting disease and other yet unforeseen threats.

**Research Learning Centers (+\$17,000,000 / +34 FTE)** – Funding will invest in the NPS’s system of 17 regional learning centers to bring science and research collaboration to the forefront of the Service. The first Research Learning Centers (RLCs) were established in 2001 and have been a proven success model. The RLC’s promote research in parks and make the findings of research available and understandable to the widest possible audience. As an interface among researchers, communication professionals, and the public, RLCs fulfill the vision of “parks for science and science for parks.”

The value of RLC’s is enhanced through their collaboration with hundreds of partners, including universities, K–12 schools, nonprofit organizations, community groups, agencies, and a range of NPS programs. By engaging partners in park research, scholarship, and educational activities, RLCs are able to leverage in-kind and financial support, broaden the understanding of national park resource issues, and improve stewardship of some of our nation’s most treasured landscapes. The RLC’s represent the NPS’s commitment to being guided by the best science and producing the processes that ensure the integrity of the Service’s decision-making. See below for additional information on RLCs and their locations.

**Inventory and Monitoring Program (+\$16,000,000 / +75 FTE)** – Funding will support multiple program goals. It allows for: 1) the induction of 15 new parks into the program, 2) the expansion of the program at 27 areas recently acquired by the NPS, 3) the modernization of data collection and analysis tools and 4) an increase in capacity across the program.

This program is a system-wide inventory and monitoring effort designed to address the natural resource inventory and monitoring needs in ~300 parks by conducting natural resource inventories and monitoring the condition or “health” of key vital sign parameters. These best available science-based metrics and raw empirical data provides park managers, planners, and interpreters with a broad-based understanding of the status and trends in the condition of park natural resources and provide a critical basis for making and assessing the results of management decisions. The network is open-source and research is utilized by other agencies, partners, scientists, academics, and citizens alike and is a key tool for communicating with the public on the efficacy of resource protection efforts.

**Increase Management and Policy Support for Climate Change and Natural Resource Decision Making (+\$11,500,000 / +92 FTE)** – Funding will increase support for the National Park Service’s suite of servicewide natural resource management programs. An increase to the geologic resources division for example will assess risk to park visitors, staff and infrastructure from major geologic hazards arising from climate change such as rockfall; landslides; flooding and debris flows (especially post- fire); permafrost; hurricanes; and earthquakes. An investment in the cooperative landscape conservation program will support science and actions that identify, implement, and advance landscape- and seascape-scale

collaborative conservation. And an increase to the water resources division will help identify, support and secure sustainable water sources to support park operations and visitor use.

**Cooperative Ecosystem Studies Units (+\$5,500,000 / +18 FTE)** – Funding will increase the NPS’s commitment to each of the 17 Cooperative Ecosystem Studies Units (CESU) nationwide. A CESU is an interdisciplinary partnership of Federal agencies, Tribes, academic institutions (including minority serving institutions), State and local governments, nongovernmental conservation organizations, and other partners working together within a broad bio-geographic area to support informed public trust resource stewardship. Through its membership in this national network and in each of the 17 CESUs, the NPS collaborates with other Federal agencies and many non-Federal partners to generate cost-effective and high-quality scientific and scholarly information. CESUs attract expert researchers to conduct studies in parks, providing usable knowledge for resource managers, responsive technical assistance to parks, and continuing education for park personnel. The 15 NPS CESU coordinators are associated with the 17 CESU host universities where they work with multiple parks and programs to identify park research, technical assistance, and education needs; assist in securing funding for park-based projects; help parks coordinate with the specialized expertise available in the CESU network; and contribute their scholarly expertise to lead or contribute directly to myriad park-, region-, and Service-based projects.

**Baseline Capacity (+\$5,058,000 / 0 FTE)** – The 2023 budget includes important investments in programs needed to help strengthen America and be more competitive as the world continues to change. These investments include funding needed to maintain a strong, talented workforce. The funding reflects the incremental amount needed to cover the fixed costs associated with mission operations in FY 2022. This request in combination with the FY 2023 fixed costs amounts will allow the program to meet pay requirements without impacting program activities.

**Socioeconomic Monitoring (+\$3,500,000 / +3 FTE)** – Funding will support implementation of a servicewide socioeconomic monitoring (SEM) program to collect, organize, and make available high-quality social science data in support of data-driven decision making. NPS leaders currently lack a servicewide understanding of the status and trends of visitation, visitor behavior, and the socioeconomic characteristics of visitors and other stakeholders. This information will inform park management decisions around the type of recreational experiences visitors are interested in, as well as discussions with stakeholders in gateway regions. The program design builds on existing SEM activities, as well as a pilot program conducted from 2014 to 2017 at 14 diverse park units, including Acadia National Park, Glacier Bay National Park, and Glen Canyon National Recreation Area.

**Advancing Racial Justice and Equity for Underserved Communities – Tribal Liaison Support (+\$566,000 / +4 FTE)** – The FY 2023 budget request includes a total of \$48,000,000 and +163 FTE for Advancing Racial Justice and Equity for Underserved Communities, with \$30,000,000 in the ONPS appropriation spread across multiple budget subactivities. \$4,310,000 of this funding is specifically to increase capacity, strengthen partnerships and improve coordination with Tribal nations by supporting additional Tribal liaisons in parks and regional offices, as well as Native American Graves Repatriation Act (NAGPRA) specialists, archeologists specializing in Tribal artifacts, and Tribal compliance and coordination specialists. This increase will help support the Administration’s goals as set forth in Executive Order 13985 – “Advancing Racial Equity and Support for Underserved Communities Through the Federal Government.” The EO identifies Native Americans as a historically underserved population

that has been systematically denied a full opportunity to participate in aspects of economic, social, and civic life. By expanding capacity throughout the NPS to specifically focus on partnerships with Tribes, the NPS will be able to ensure that Native American Nations have greater participation in the protection of Tribal artifacts, repatriation of Native American graves and funereal items, and conversations about responsible tourism, economic development, and visitor management. Additional details on this request can be found in the Budget Overview section. The portion of the request for Natural Resource Stewardship is \$566,000 and 4 FTE. Additional details on this request can be found in the Budget Overview section.

**Additional Responsibilities (+\$517,000 / +5 FTE)** – The budget proposes +\$9,753,000 and +82 FTE spread across multiple ONPS budget subactivities for additional responsibilities at parks and offices. Funding will support the continuing stand-up of operations at new parks, increased capacity for parks with expanded responsibilities and critical operational needs at a diverse set of parks across 22 States and the District of Columbia. The portion of the request for Natural Resource Stewardship is \$517,000 and 5 FTE. Additional details on this request can be found in the Budget Overview section.

**Advancing Racial Justice and Equity for Underserved Communities – New and Critical Responsibilities at Parks Preserving the Story of Underrepresented Communities (+\$126,000 / +2 FTE)** – The budget proposes +\$20,690,000 and +123 FTE spread across multiple ONPS budget subactivities to enhance programming that preserves the stories of historically underserved, underrepresented, and marginalized groups. Funding will invest in key NPS sites that honor civil rights leaders, commemorate struggles for equal opportunity, and protect the cultural heritage of underrepresented communities. Funding will also invest in dedicated NPS capacity to expand minority recruitment and outreach as well as interpret the stories of marginalized groups. The portion of the request for Natural Resource Stewardship is \$126,000 and 2 FTE. Additional details on this request can be found in the Budget Overview section.

---

**Program Overview**

---

The NPS manages natural resources in the National Park System to meet its statutory responsibility to conserve resources unimpaired for future generations. National parks conserve natural resources, play unique roles amid changing environmental conditions as places for scientific research and baselines for understanding, and serve as venues to communicate and collaborate with partners and the public. Active conservation management efforts to align resource stewardship in the environment include identifying and mitigating stressors that threaten resource resilience (e.g. invasive species, air and water quality impacts, extreme events such as storms and flooding, etc.), conducting inventory and monitoring activities to identify changes in and/or stressors to park resources, restoring disturbed land and resources to build long-term adaptive capacity, restoring habitats and connectivity, and developing partnerships with private landowners, other Federal and State agencies, Tribes, and NGOs to address issues at the landscape scale. These activities are largely conducted at the park level, utilizing park personnel and contractor or cooperator support. Centralized or team-based subject-matter specialists also provide park managers with cost-effective scientific support, specialized expertise, and technical assistance on a wide range of air, sound, water, geologic, and biological resource management needs, including science-based decision-making support and problem resolution.

---

*At a Glance...**Preservation Activities*

---

- Restoration of disturbed lands associated with abandoned roads, mines, and oil and gas wells.
  - Protection of wildlife habitat threatened by changes in water flow or quality.
  - Control of exotic plant and animal species that harm native vegetation and wildlife habitat.
  - Restoration of fire effects to fire-dependent vegetation and wildlife habitat where natural fire regimes have been disrupted.
  - Special protection of threatened and endangered plant and animal populations and other at-risk species.
  - Perpetuation of karst, cave, geologic processes and features by protecting groundwater quality.
  - Management of marine fisheries to protect coral reefs and reef fish populations.
  - Special protection of paleontological resources at-risk.
- 

The NPS is using the *National Park Service Natural Resource Stewardship and Science Framework* to organize and communicate broad goals for resource management, priorities for natural resource stewardship and science in the National Park System, and useful actions and activities that can be implemented to achieve these goals. The framework identifies four areas that guide NPS natural resource stewardship actions and investments: 1) addressing immediate site-specific challenges that occur at the park level, 2) managing amid continuous change, 3) working collaboratively with partners and stakeholders, including Tribes, and 4) enhancing stewardship and science access and engagement. In addition, park managers and natural resource subject matter experts collaborate to prepare the park's Resource Stewardship Strategy (RSS), a science and scholarship-based plan that fosters an integrated natural and cultural resource approach for aligning resource stewardship actions and investments in coordinated and prioritized ways, while addressing potential impacts to park ecosystems including invasive species, environmental change, and water quality and quantity to achieve resource values identified in park foundation documents and related management plans. As a resource stewardship strategy is completed, it supersedes the park's resource management plan (RMP). The RSS is updated routinely as resource conditions change, new information is collected, stewardship activities are completed, or stewardship goals are achieved.

*At a Glance...**Natural Resource Basic Data Sets*

- Bibliographies
- Species Lists
- Biological Inventories
- Base Cartography Data
- Vegetation and Land Cover Maps
- Soils Maps
- Geologic Maps
- Water Quality Data
- Water Resources Location
- Air Quality Related Values
- Air Quality Data
- Meteorological Data
- Abandoned Mineral Lands Data

Natural resource activities and programs include the following:

**Air Resource Management and Research:**

Established in response to amendments to the 1977 Clean Air Act to protect clean air, especially in national parks and wilderness areas, the NPS maintains an extensive air monitoring network. The NPS, in cooperation with State and Federal partners, maintains a network of over 150 fine particle samplers, 53 of which monitor visibility in parks. The NPS also operates a network of more than 53 ambient air quality monitoring sites to determine other key air quality performance indicators, namely ozone and deposition of mercury, sulfur, nitrate and ammonia. Air quality monitoring is conducted in cooperation with other Federal and State agencies as part of national networks. States actively consult with the NPS when developing air quality management plans that might affect parks, especially Class I areas.

*At a Glance...**Clean Air Act – Class I Area Criteria*

- International parks, national wilderness areas or national memorial parks larger than 5,000 acres
- National parks larger than 6,000 acres
- In existence (or authorized) prior to August 7, 1977.
- NPS units must meet criteria 1 or 2 plus criterion 3 to qualify as a Class I Area.

The NPS reviews permit applications for new and modified sources of air pollution, actively works with applicants, and assists States during the permitting process to reduce levels of air pollution from these sources and mitigate potential adverse effects on park resources.

The NPS has statutory responsibilities under the Clean Air Act (P.L. 88-206) to protect important scenic resources and other air quality related values in parks from impairment due to air pollution. Air quality applied research provides an understanding of the effects of air pollution on the condition of park resources and ecosystems, and air quality related values integral to visitor experience and enjoyment of parks not available through the USGS or other Federal agencies. A significant portion of this effort is the acquisition of research information in national parks, and information on the composition of particulates in the air that cause visibility impairment. Combined with research on the transport and transformation of

air pollutants, these data help identify the sources of the pollutants that may affect visibility in parks and, in cooperation with other agencies, can point to mitigation strategies that improve air quality in parks.

① Learn more about the results of air quality management at: [Air Resource Management \(nps.gov\)](#)

### **Biological Resources Management:**

The NPS manages an extensive range of activities to conserve, restore, preserve and manage biological resources, native species and their habitats, and contribute to the overall health of the park and landscape-level ecosystem. The NPS works closely with States on the identification and conservation of critical migration corridors that intersect parks and State priority areas.

Invasive Plant Management Teams (IPMTs) serve more than 287 parks over a broad geographic area and work to detect, identify, develop, conduct, and evaluate invasive species management projects.

The Wildlife Health Team provides professional veterinary consultation and technical assistance to parks. Among the priority wildlife diseases receiving ongoing surveillance and management are Chronic Wasting Disease, Plague, Rabies, vector-borne disease and tick-borne disease, bighorn sheep pneumonia and hemorrhagic diseases of cervids, Hantavirus from deer mice exposure, Lyme Disease and Relapsing Fever from tick exposure, and White Nose Syndrome.

The Wildlife Conservation Team provides science-based expertise and leadership to parks and NPS in addressing complex wildlife conservation issues, restoration of species, marine and terrestrial migrations, and strategic law and policy education and interpretation to parks and managers throughout the System.

① Learn more about aspects of biological resource management at: [Biological Resources Division \(nps.gov\)](#)

### **Cooperative Landscape Conservation:**

The National Park Service's approach to climate change, science, adaptation, and communication is through the Cooperative Landscape Conservation (CLC) program. The NPS leverages its resources and expertise with that of other Federal agencies, States, Tribes and others to focus on problems of concern to the nation's varied ecosystems. National parks contain some of the Nation's most treasured landscapes and historical sites, many of which are particularly vulnerable to changes in the environment. The NPS develops and applies science to understand risks to park resources from environmental hazards, identifies specific factors that affect park resources and park investments, and develops approaches to protect resources and make them more resilient. The NPS provides support to park managers servicewide in developing vulnerability assessments and adaptation strategies, and collaborates with other bureaus, agencies and partners to develop and share scientific information. In serving park visitors, the NPS develops interpretive products and provides first-hand learning opportunities about environmental impacts and how the NPS is responding to protect park resources and the Nation's heritage.

① Learn more about cooperative landscape conservation at: [Climate Change \(nps.gov\)](#)

*At a Glance...**Climate Change Adaptation at Hawai'i Volcanoes National Park*

Evolving over 70 million years ago in nearly complete isolation, more than 90% of the Hawai'i's native flora are found only in the Hawaiian Islands. Hawai'i Volcanoes National Park contains evolutionary marvels such as mintless mints and nettleless nettles—plants adapted to life without plant-eating mammals. These are just a few of the amazing diversity of plants living within the park. Sadly, Hawai'i faces an ecological crisis. Plants that have survived for millennia now face tremendous threats from climate change and other emerging threats.

An NPS Cooperative Landscape Conservation project will establish satellite populations of 36 rare and endangered species within their modeled ecological range to increase their population size and geographic range, building capacity among these species to persist in a changing climate.

**Resource Damage Assessment and Restoration:**

The NPS provides technical support and guidance to parks in assessing injuries to park resources and seeking damages for restoration pursuant to the System Unit Resource Protection Act (54 U.S.C. 100721), the Oil Pollution Act of 1990 (OPA) (104 Stat. 484), the Clean Water Act (CWA) (86 Stat. 816) as amended by OPA, and the Comprehensive Environmental Response, Compensation and Liability Act (CERCLA) (94 Stat. 2767). This support includes responses to oil and hazardous materials incidents affecting parks, together with incidents involving human-caused injury to park resources (natural and cultural), property, and visitor use. Costs and damages are recovered through negotiated settlements with responsible parties. Cost recovery provides a means to achieve restoration of injured park resources rather than requesting additional appropriated funds.

This NPS activity also has responsibility to coordinate NPS efforts within the DOI for the protection of the Nation's natural, cultural, and historic resources resulting from any manmade disaster or incident of national emergency in full partnership with other Federal, State, local, and Tribal governments.

① Learn more at: [Resource Damage and Assessment \(nps.gov\)](https://www.nps.gov/resource-damage-and-assessment)

**Geologic Resources:**

Geological features and processes are key influences on both the health of park watersheds, landscapes, and marine resources, and the NPS's ability to sustain biological communities on the lands and waters it manages. Subject-matter specialists provide park managers with scientific information and technical support in a range of areas including disturbed land restoration; mitigation of geologic hazards (e.g., rockfalls, landslides, debris flows); geologic resource inventory and monitoring; management and protection of paleontological resources, cave and karst systems, soil resources, and coastal shorelines; and planning that integrates the use of information on park geologic features and processes in park decision making.



The NPS also protects park natural resources from adverse impacts associated with past, present, and future energy and mineral development in and adjacent to parks. NPS areas contain a substantial number of current non-Federal oil, gas, and mineral activity, including 362 oil and gas operations in 12 park units; 1,102 mining claims in 15 park units; and 10 mining and other mineral operations in four park units. Conversely, abandoned mining and oil and gas exploration and production sites represent a substantial portion of the disturbed lands requiring restoration in parks. Abandoned Mineral Land (AML) features are remnants of a time when reclamation of mined areas was not required by Federal or State laws and regulations. Many of these sites have serious public safety issues and resource impacts, yet many are also valuable natural and historic properties due to their cultural values and the critical wildlife habitat they provide. There are over 37,000 features<sup>4</sup> in 133 parks, of which approximately 3,600 mine features and 150 orphaned oil and gas wells require action.

The NPS is also actively engaged in cave research in response to Title II of P.L. 101-578 which established the Cave Research Institute and P.L.105-325, the National Cave and Karst Research Institute Act of 1998, through partnerships with the State of New Mexico, New Mexico Institute of Mining and Technology (NMT), City of Carlsbad, New Mexico, and a joint partnership with the National Cave and Karst Research Institute.

---

*At a Glance...*

***The Scientists in Parks Program***



Every year, the Scientists in Parks work experience program places hundreds of aspiring professionals across the National Park System to work on natural resource management needs. Past projects have mapped sand dunes at Fire Island National Seashore, surveyed towering cacti at Saguaro National Park, and protected nesting sea turtles at Padre Island National Seashore. Others assessed pika populations at Rocky Mountain National Park, measured soils beneath the mangrove forests of Everglades National Park, and restored colorful corals beneath the waves at the National Park of American Samoa.

The program is committed to providing all aspiring professionals—especially those underrepresented in science—with a unique opportunity to work on important real-world projects while building professional experience and a life-long connection to America’s national parks.

Learn more about the Scientists in Parks program and how to apply at [Scientists in Parks \(nps.gov\)](https://www.nps.gov/scientists).

① Learn more about the geologic resource activities at: [Geologic Resource Division \(nps.gov\)](https://www.nps.gov/geologic)

**Inventory and Monitoring (I&M):**

The NPS administers a park system-wide inventory and monitoring effort designed to address the natural resource inventory and monitoring needs in 298 parks by conducting basic natural resource inventories and monitoring the condition or “health” of key vital sign parameters. This science-based information

---

<sup>4</sup> Individual elements of an AML site, such as vertical shafts, adits, open stopes, and open pits; structures such as headframes, mills, wellheads, and storage facilities; landform modifications such as access roads and drainage diversions; and piles of ore, waste rock, soil stockpiles, and tailings.

helps provide park managers, planners, and interpreters with a broad-based understanding of the status and trends in the condition of park natural resources as a basis for making and assessing the results of management decisions, working with other agencies, and communicating with the public to protect park natural systems and native species.

I&M leverages its resources through partnerships with others as part of a strategy to maximize the use and relevance of the data for key target audiences. This integration and collaboration among other NPS natural resource stewardship activities (e.g., air quality, water resources) and other agencies, with an interdisciplinary approach to compiling, analyzing, and reporting natural resource information, are key aspects of NPS strategy to provide cost-efficient information of optimal use to park managers while simultaneously meeting data quality requirements. The expertise and natural resource condition information provided through the I&M networks are key sources of information for park managers and routinely provide a basis for park natural resource condition assessments, integration with resource stewardship strategy development, and other park planning and management efforts.

Parks must determine appropriate levels and types of visitor use and permitted activities such as fishing, river use, backcountry use, and hunting. Parks must also evaluate, plan, and design the appropriate type, location, and level of activities that can be conducted without impairing resources. This often results in the development of a management or operations plan that utilizes an environmental assessment to evaluate alternatives and needed mitigation. These plans rely heavily on integrating information from various sources, of which NPS I&M is critical.

① Learn more about the NPS Inventory and Monitoring Program at: [Inventory and Monitoring \(nps.gov\)](https://www.nps.gov/inventory-and-monitoring)

### Vital Signs Monitoring Networks Map



#### Natural Sounds:

Natural sounds, sometimes referred to as the “acoustic environment” or “soundscape” of a national park, are the aggregate of all sounds that occur, together with the physical capacity for transmitting natural sounds. As an intrinsic physical element of the environment, noise can affect both park resources and visitor experience. Although noise is one of the more pervasive sources of pollution, it is still considered an emerging issue for NPS and therefore, it often is not well addressed in most parks. Responding to 49 U.S.C. 40128, Overflights of National Parks, which requires NPS and the FAA to reduce noise from low flying air tours over national parks in order to protect park resources, values and visitor experience, the NPS initiated sustained efforts to provide a consistent approach to managing acoustic environments (or soundscapes). The NPS performs acoustic monitoring, data collection and analysis, and development of ambient acoustic baseline information and planning assistance along with source specific monitoring and recommendations for mitigation of measurable impacts from noise. An integral element of this effort is working with the Federal Aviation Administration (FAA) and the Department of Transportation to implement the National Parks Air Tour Management Act (NPATMA). The NPS continues to work to manage air tours over national parks to protect park resources and values under the statute. The NPS and the FAA are working closely together to complete Air Tour Management Plans (ATMPs) for all parks in which they are required by August 2022.

The NPS has completed acoustic monitoring at 917 sites in 131 parks. While the principal focus of the activity remains on park overflights, parks are also beginning to address a range of other notable noise sources, including park operations, oil and gas development within and adjacent to park boundaries, and motorized recreation, which requires specialized technical assistance to accurately measure and analyze park soundscapes to industry standards. In addition, the NPS has developed various models and other tools to help train park staff and build internal capacity for measuring ambient baseline sounds levels and

source specific noise. NPS continues to work with partners to advance understanding of the role that natural sounds play in overall ecosystem health and visitor enjoyment.

① Learn more about natural sounds activities at: [Natural Sounds \(nps.gov\)](https://www.nps.gov/natural-sounds)

**Research Learning Centers:** Research Learning Centers (RLCs) provide an infrastructure for researchers to conduct research and exchange information for their networks of parks. They support and facilitate research by government and nongovernment scientists that informs the stewardship of parks and their protected resources. The 17 RLCs are listed in the table below.

Research Learning Center	Host	Benefitting Parks
Appalachian Highlands Science Learning Center	Great Smoky Mountains NP	4
Atlantic Research Center	Cape Cod NS	11
Continental Divide Research Learning Center	Rocky Mountain NP	1
Crater Lake Science and Learning Center	Crater Lake NP	1
Crown of the Continent Research Learning Center	Glacier NP	4
Desert Research Learning Center	Saguaro NP	11
Great Lakes Research and Education Center	Indiana Dunes NP	11
Gulf Islands Research and Education Center	Gulf Islands NS	1
Jemez Mountains Research Learning Center	Valles Caldera NP/Pres	1
Murie Science and Learning Center	Denali NP&Pres	8
North Coast and Cascades Science and Learning Network	Olympic NP	8
Ocean Alaska Science and Learning Center	Kenai Fjords NP	11
Old-Growth Bottomland Forest Research and Education Center	Congaree NP	23
Pacific Coast Science and Learning Center	Point Reyes NS	7
Schoodic Education and Research Center	Acadia NP	11
Southern California Research Learning Center	Santa Monica Mountains NRA	3
Urban Ecology Research Learning Alliance	National Capital Area	16
<b>TOTALS</b>	<b>17</b>	<b>132</b>

① Learn more about the RLCs at: [Research Learning Centers \(nps.gov\)](https://www.nps.gov/research-learning-centers)

### Social Science Program:

The social science program conducts and promotes state-of-the-art social science related to the mission of the NPS and delivers critical knowledge to park managers and the public. The program provides research and technical assistance to park and program managers and to non-Federal researchers. Activities include Socioeconomic Monitoring which provide rigorous and nationally representative results of visitor demographics, trip characteristics, and attitudes regarding the visitor experience in parks; the Visitor Spending Effects which estimates the impacts park visitors have on local, regional, and national economies in terms of their contribution to sales, income, and jobs; and the collection, analysis, and publication of official NPS visitation statistics. NPS uses this information to improve visitor services, enhance civic engagement, protect natural and cultural resources, and manage parks more effectively.

① Learn more about social science activities at: [Social Science \(nps.gov\)](https://www.nps.gov/social-science)

**Water Resources:** The NPS protects and manages fresh and marine waters in parks, including aquatic biota and vegetation. It also works to restore water quantity (levels and flows) and quality to desired conditions, including applicable Clean Water Act standards; and to ensure that water and water rights are

available to meet visitor and administrative needs. The program provides park managers assistance to ensure the consistent application of laws and regulations throughout the National Park System and develop technical information so that management decision-making is based on science. Aquatic resource professionals address park management needs, including water resources planning, identification and prioritization of protection and restoration projects, development of water-related scientific information, aquatic resource restoration projects, and participation in legal or administrative processes.

The NPS works closely with States on the application of the Clean Water Act to protect water quality in parks and conducts water quality monitoring on selected water bodies. The NPS participates in State water rights administrative and court processes and seeks to negotiate resolution of issues with the States and other parties. The NPS also works to assess, protect, and restore upland, coastal, and marine watershed conditions; floodplain, stream, wetland, and riparian resources; wild and scenic rivers; and freshwater and marine fisheries. The NPS ensures protection of infrastructure and ecosystem function through programs developed to evaluate development that impacts floodplains and wetlands. The NPS is also engaged in efforts to prevent the spread and introduction of aquatic invasive species, working with other Federal agencies, State partners, Tribes, and multi-stakeholder groups. For example, NPS units in the western U.S. began developing programs to address the threat of quagga and zebra mussels in 2007. As of FY 2022, there are 10 western parks with established quagga and zebra mussel management or prevention programs.

The NPS manages 88 ocean, coastal and Great Lakes parks that attract over 95.2 million recreational visits and generate over \$6.9 billion in visitor spending for local economies. NPS responds more efficiently to changing ocean and coastal conditions by working with other DOI bureaus, the National Oceanographic and Atmospheric Administration (NOAA), and academic partners. The NPS provides technical expertise to park managers in addressing matters such as water quality impairment, cooperative fisheries management with States, harmful algal blooms, ocean acidification, habitat mapping, marine debris, shoreline management, and water level and temperature changes.

① Learn more about water resource stewardship activities at: [Water Resources Division \(nps.gov\)](https://www.nps.gov/water-resources-division)

---

*At a Glance...*

*Combating Invasive Quagga and Zebra Mussels*

---



*NPS Photo*



*NPS Photo*

Quagga and Zebra mussels are native to the Caspian, Black and Azov seas of Eastern Europe. The species were first discovered in the U.S. in Lake Saint Clair, Michigan in 1988 and were most likely introduced through ballast water discharged from ocean-going ships operating in the Great Lakes. Since their initial discovery, the mussels have

spread rapidly throughout the Great Lakes and Mississippi River Basin States as well as other watersheds throughout the eastern and central U.S. Shells of dead mussels are hazardous to people on beaches and larval mussels are drawn into boat engines and hydroelectric equipment where they grow into adults and can severely damage the equipment. Large colonies of mussels are also harmful to the ecosystem by depriving other aquatic species of necessary resources in doing so they can cause irreversible ecosystem changes and losses of both native species and sport fisheries.

The NPS is at the forefront of the effort to prevent the spread of invasive mussels to the Western United States, notably at the large reservoirs and recreational lakes stewarded by the NPS. The primary method of overland dispersal is through human-related activities most notably recreational boating. Given this reality the NPS has invested over \$25 million over the past decade to understand the scope of the problem and address it head-on. As a result, recreational boat decontamination stations and protocols are now ubiquitous at NPS units.

---

**Natural Resource Projects:**

The Natural Resources Projects program provides a dedicated servicewide fund source to complete the National Park System's highest priority natural resource projects. While individual park units receive operational funds for the stewardship of natural resources, discrete resource stewardship projects focused on specific challenges and situations are generally beyond the funding capabilities of individual units. A servicewide program is an efficient approach that simultaneously allows NPS leadership to address long-standing park needs, react effectively to emerging threats, and implement bureau, Department and Administration priorities servicewide.

All NPS units and programs are eligible to submit proposals for funding consideration. Similar to facility or infrastructure projects, submissions are centrally administered through the NPS's project management information system (PMIS) in order to ensure application to high priority issues and facilitate effective internal controls and financial risk management. Annually, senior leaders in the Directorate of Natural Resources Stewardship and Science (NRSS) and servicewide through the Natural Resource Advisory Group (NRAG) are impaneled to evaluate, prioritize, and select projects for funding.

Annually, projects are submitted for a wide range of natural resource subjects including but not limited to invasive species prevention/mitigation; the management of and study of impacts to at-risk species; the restoration of plants, animals, streams, wetlands and ecosystems, tactical biological studies, field-testing of novel stewardship techniques-, scientific or management methodology refinement, climate change vulnerability assessments, scenario and adaptation planning, and addressing highest priority environmental challenges. The panel evaluates projects based upon four criteria: 1) significance of the resource, 2) urgency and severity of threat, 3) expected results upon completion and 4) cost effectiveness. Additionally, project funds may be set aside to address specific issues, typically these are rapidly emerging threats to resources; recent examples include invasive mussels and white nose syndrome. Projects that directly address the park unit resource stewardship strategy, and/or park, regional, bureau, departmental or administration priorities are given advantage, all other criteria being equal. Planned natural resource projects for FY 2023 include mapping marine habitats and assess sediment transport dynamics to support costal resiliency at Assateague Island National Seashore; restoring rare cedar glades in Harpers Ferry National Historical Park; support a watercraft aquatic invasive species inspection program in Lake Chelan at North Cascades National Park; and evaluating tidewater glacier access and harbor seals protections at Glacier Bay National Park and Preserve.

**Great Lakes Restoration Initiative:**

In 2009, the Great Lakes Restoration Initiative (GLRI) was established to restore and protect the Great Lakes region. Led by the U.S. Environmental Protection Agency (EPA), the GLRI invests in the region's environmental and public health through a coordinated interagency process, now guided by Action Plan III (2020-2024). The program focuses on five major restoration areas: cleaning up toxics and areas of concern; combating invasive species; improving nearshore health, in part by reducing phosphorus runoff; restoring wetlands, other habitats and at-risk species; and integrated solutions to cross-cutting issues. GLRI funds are distributed by the EPA and are meant to fund Great Lakes activities of Federal agencies, States, Tribes, and partners. The NPS is receiving approximately \$6.5 million in FY 2022 to implement initiative projects and has received ~\$4.5 million annually in the past decade. In addition, the NPS works with other Federal agencies to identify priorities and potential future collaborative projects.

① Learn more about the Great Lakes Restoration Initiative, visit <http://glri.us>

**National Trails System:**

The National Trails System (NTS) is a nationwide network of national scenic trails, national historic trails, and national recreation trails. Of the 30 congressionally designated national scenic and historic trails, NPS administers or co-administers 23 trails. The network of national scenic and historic trails within the system, at over 55,000 miles, is larger than the interstate highway system and connects more than 6,000 thousand communities with access to the outdoors. More than 80 million Americans live within 5 miles of a national trail and NTS trails serve millions of visitors each year, and the NPS continues to strive to increase equitable access to national trails. Many communities have adopted "trail town" affinity programs to support their local economic strategies and their greening, access or health goals.



*A park ranger, hiker, and dog on the Juan Bautista de Anza National Historic Trail.*

The NPS provides interagency coordination, policy development, partnership training, financial assistance, technical assistance, research, communications, networking, mapping, and reporting for the benefit of the National Trails System. Interagency coordination with the Bureau of Land Management (BLM) and U.S. Forest Service (USFS) is an essential part of these efforts since many of the national trails cross lands administered by these other agencies. Executive Order 13195 and a 2017 Memorandum of Understanding signed by the NPS, Bureau of Land Management, U.S. Forest Service, U.S. Fish and Wildlife

Service, Bureau of Reclamation, Federal Highway Administration, and the U.S. Army Corps of Engineers strengthen this interagency collaboration and sharing of resources.

All NTS trails are cooperatively managed by design and in full collaboration with partner organizations. Partnerships are integral for the National Trails System, and the NPS works with a wide array of State, Tribal, and local governments, private landowners, nonprofit organizations, and other partners to leverage resources, maintain, and sustain the system. Over the last decade NTS partners have generated an average of more than 1 million hours of volunteer and public service support annually. Cooperative management partners generally contribute more funds and in-kind resources to NTS management each year than appropriated Federal funds.

Recent national trail projects include providing youth engagement experiences with trail development and maintenance along the Ice Age NST and North Country NST, improving the visitor experience along the Pacific Crest NST within Yosemite National Park; providing safety training for volunteers working along the North County NST and Ice Age NST; developing accessible waysides and enhancing interpretive resources along the Washington-Rochambeau Revolutionary Route NHT; trail access and design planning along the Potomac Heritage NST; engaging youth through education on the Juan Bautista de Anza NHT; developing interpretive materials for the Appalachian NST; and enhance community and partnership support of the Lewis and Clark NHT.

### Components of the National Trails System

#### Administered by the NPS

Ala Kahakai NHT	North Country NST
Appalachian NST	Oregon NHT
California NHT	Overmountain Victory NHT
Captain John Smith Chesapeake NHT	Pony Express NHT
El Camino Real de los Tejas NHT	Potomac Heritage NST
Ice Age NST	Santa Fe NHT
Juan Bautista de Anza NHT	Selma to Montgomery NHT
Lewis & Clark NHT	Star-Spangled Banner NHT
Mormon Pioneer NHT	Trail of Tears NHT
Natchez Trace NST	Washington-Rochambeau Revolutionary Route NHT
New England NST	

#### Administered by Other Agencies

Arizona NST (USFS)  
 Continental Divide NST (USFS)  
 Florida NST (USFS)  
 Iditarod NHT (BLM)  
 Nez Perce (Nee-Me-Poo) NHT (USFS)  
 Pacific Crest NST (USFS)  
 Pacific Northwest NST (USFS)

#### Co-Administered by NPS and BLM

Old Spanish NHT  
 El Camino Real de Tierra Adentro NHT

① Learn more about the National Trails System at: [National Trails System \(nps.gov\)](https://www.nps.gov/nats)





**National Recreation Trails:**

National recreation trails are a category of the National Trails System designated by either the Secretary of the Interior or the Secretary of Agriculture. National recreation trails provide close-to-home outdoor recreation opportunities and access on Federal, State, Tribal, and other local lands near communities



across the nation. Combined, these trails create a network of over 1,300 existing land and water-based trails in all 50 States, including the District of Columbia and Puerto Rico. They provide the opportunity to connect people to the outdoors, improve access for healthy outdoor activities, and increase conservation efforts within State and municipal parks and various Federal lands. The NPS works with Federal, State, Tribal, and local partners to provide resources and technical expertise to promote the development and recognition of these trails in partnership with American Trails.

① Learn more about the National Recreation Trails at:

[www.americantrails.org](http://www.americantrails.org) and at: [National Trails System \(nps.gov\)](https://www.nps.gov)

**National Wild and Scenic Rivers System:**

The National Wild and Scenic Rivers System was created by Congress in 1968 (P.L. 90-542; 16 U.S.C. 1271 et seq.) to protect certain rivers with outstanding natural, cultural, and recreational values in a free-flowing condition for the enjoyment of present and future generations. The Wild and Scenic Rivers Act is notable for safeguarding the special character of these rivers, while also recognizing the potential for their appropriate use and development. It encourages coordinated river management that crosses political boundaries and promotes public engagement in developing goals for river protection and implementing conservation actions. Rivers may be designated by Congress or, if certain requirements are met, by the Secretary of the Interior. Designated river segments need not include the entire river and may include tributaries.



*The WSR Stewardship Council and Wood Pawcatuck Watershed Association collaborated on a River Trail Maintenance Program to fund and increase public awareness of river access points and river protection.*

There are 226 rivers that comprise the National Wild and Scenic Rivers System. The NPS has responsibilities for 64 of these, including: rivers that are units of the National Park System or located within or adjacent to park boundaries; rivers administered by NPS through legislatively established partnerships; and rivers that are managed by States or Tribes. The Wild and Scenic Rivers Act requires the NPS to prepare Comprehensive River Management Plans and establish boundaries and river classifications. The NPS Unit Management Plan program supports this planning function.

Partnership Wild and Scenic Rivers are a unique collaborative management model within the system. These 16 partnership rivers are

managed by locally driven, cooperative planning between local, State and regional stakeholders and the NPS. Nationally designated river protection, supported by limited Federal funding and technical assistance, leverages substantial additional State, local, and private funding. To date, locally based river management councils or committees have been formed on each partnership river specifically for this purpose.

The National Wild and Scenic Rivers System evaluates and approves Federally assisted water resource projects that impact over 4,000 miles of designated rivers. Together, the NPS and its partners work to satisfy other requirements under the Wild and Scenic Rivers Act, including to protect and enhance a river's free-flow, water quality, and other values which led to a river's designation as part of the National Wild and Scenic River System. New rivers may be added to the system through various mechanisms, including congressionally authorized studies.



*The Taunton WSR and Taunton River Watershed funded terrapin research to collect crucial information for the conservation and management of the diamondback terrapin and to protect vital habitat.*

**National Wild and Scenic Rivers System****National Park System Rivers**

Alagnak (AK)	Merced (CA)
Alatna (AK)	Missouri (NE & SD)
Aniakchak (AK)	Mulchatna (AK)
Bluestone (WV)	Niobrara (NE)
Cache La Poudre (CO)	Noatak (AK)
Charley (AK)	Obed (TN)
Chilikadrotna (AK)	Rio Grande (TX)
Delaware (middle) (NJ & PA)	River Styx (OR)
Delaware (upper) (NY & PA)	Salmon (AK)
Flathead (MT)	St. Croix (MN & WI)
Great Egg Harbor (NJ)	Snake Headwaters (WY)
John (AK)	Surprise Canyon Creek (CA)
Kern (CA)	Tinayguk (AK)
Kings (CA)	Tlikakila (AK)
Klamath (CA)	Tuolumne (CA)
Kobuk (AK)	Virgin (UT)
Koyukuk (North Fork) (AK)	

**Partnership Wild and Scenic Rivers**

Delaware (Lower) (NJ & PA)	Nashua, Squannacook, & Nissitissit (MA & NH)
Eightmile (CT)	Sudbury, Assabet, & Concord (MA)
Farmington (West Branch) (CT)	Taunton (MA)
Great Egg Harbor (NJ)	Upper Missisquoi & Trout (VT)
Lamprey (NH)	Wekiva (FL)
Lower Farmington & Salmon Brook (CT)	Westfield (MA)
Maurice (NJ)	White Clay Creek (DE & PA)
Musconetcong (NJ)	Wood-Pawcatuck Watershed (CT & RI)

**Rivers Managed by States and/or Tribes**

American (Lower) (CA)	Loxahatchee (FL)
Allagash Wilderness Waterway (ME)	Lumber (NC)
Big and Little Darby Creeks (OH)	Middle Fork Vermillion (IL)
Cossatot (AR)	New (NC)
Eel (CA and Tribal administration)	St. Croix (Lower) (MN, WI)
Klamath (CA, OR and Tribal administration)	Smith (CA)
Little Beaver (OH)	Trinity (CA and Tribal administration)
Little Miami (OH)	Wolf (WI and Tribal administration)

① Learn more about the National Wild and Scenic Rivers System at: [National Wild and Scenic River System \(rivers.gov\)](https://www.nps.gov/nwr) and: [Wild & Scenic Rivers \(nps.gov\)](https://www.nps.gov/nwr)

**Subactivity:** Resource Stewardship  
**Program Component:** Cultural Resource Stewardship

### **FY 2023 Program Activities**

The following are examples of planned FY 2023 Cultural Resource Stewardship activities:

- Continue to inventory archeological sites on NPS lands to ensure their appropriate preservation and protection. In FY 2023, an estimated 1,000 sites are expected to be inventoried, with 53.3 percent of the cumulative total inventoried sites in good condition.
- Capture spatial data in GIS for cultural landscape boundaries, characteristics, and features.
- Maintain 63 percent of historic structures in good condition in FY 2023.
- Catalog an estimated additional 1.5 million museum objects, ending FY 2023 with an estimated 138.9 million cataloged objects.
- Oversee the preparation of 90-100 Historic Resource Studies, Special History Studies, and Administrative Histories for parks and national programs.
- Oversee the preparation of 45-55 National Register of Historic Places documentation for parks.

### **Justification of FY 2023 Program Changes**

The FY 2023 budget request for Cultural Resource Stewardship is \$135,759,000 and 811 FTE, a program change of +\$21,790,000 and +107 FTE from the FY 2022 Continuing Resolution Annualized Rate.

**Advancing Racial Justice and Equity for Underserved Communities – New and Critical Responsibilities at Parks Preserving the Story of Underrepresented Communities (+\$9,397,000 / +32 FTE)** – The FY 2023 budget request includes a total of \$48,000,000 and +163 FTE for Advancing Racial Justice and Equity for Underserved Communities, with \$30,000,000 in the ONPS appropriation spread across multiple budget subactivities. The funding will enhance programming that preserves the stories of historically underserved, underrepresented and marginalized groups. Funding will invest in key NPS sites that honor civil rights leaders, commemorate struggles for equal opportunity, and protect the cultural heritage of underrepresented communities. Funding will also invest in dedicated NPS capacity to expand minority recruitment and outreach, interpret the stories of marginalized groups. The portion of the request for Cultural Resource Stewardship is +\$9,397,000 and +32 FTE. Additional details on this request can be found in the Budget Overview section.

**Advancing Racial Justice and Equity for Underserved Communities – Tribal Liaison Support (+3,744,000 / + 31 FTE)** – The FY 2023 budget request includes a total of \$48,000,000 and +163 FTE for Advancing Racial Justice and Equity for Underserved Communities, with \$30,000,000 in the ONPS appropriation spread across multiple budget subactivities. \$4,310,000 of this funding is specifically to increase capacity, strengthen partnerships and improve coordination with Tribal nations by supporting additional Tribal liaisons in parks and regional offices, as well as Native American Graves Repatriation Act (NAGPRA) specialists, archeologists specializing in Tribal artifacts, and Tribal compliance and coordination specialists. This increase will help support the Administration’s goals as set forth in Executive Order 13985 – “Advancing Racial Equity and Support for Underserved Communities Through the Federal Government.” The EO identifies Native Americans as a historically underserved population that has been systematically denied a full opportunity to participate in aspects of economic, social, and civic life. By expanding capacity throughout the NPS to specifically focus on partnerships with Tribes,

the NPS will be able to ensure that Native American Nations have greater participation in the protection of Tribal artifacts, repatriation of Native American graves and funereal items, and conversations about responsible tourism, economic development, and visitor management. Additional details on this request can be found in the Budget Overview section. The portion of the request for Cultural Resource Stewardship is \$3,744,000 and 31 FTE. Additional details on this request can be found in the Budget Overview section.

**Additional Responsibilities (+\$715,000 / +4 FTE)** – The budget proposes +\$9,753,000 and +82 FTE spread across multiple ONPS budget subactivities for additional responsibilities at parks and offices. Funding will support the continuing stand-up of operations at new parks, increased capacity for parks with expanded responsibilities and critical operational needs at a diverse set of parks. The portion of the request for Cultural Resource Stewardship is \$715,000 and 4 FTE. Additional details on this request can be found in the Budget Overview section.

**Building Park Capacity (+\$1,770,000 / +16 FTE)** – The budget proposes +\$30,800,000 and +275 FTE spread across multiple ONPS budget subactivities to strengthen all critical functions at parks. Collectively, the NPS has lost more than 15 percent of its ONPS-funded capacity since FY 2010. Over the same period, 33 units have been added to the national park system, and visitation has grown by more than 40 million, or 15 percent. Despite a decrease in visitation due to the effects of the COVID-19 pandemic in 2020, the NPS has already seen visitation levels rebound and anticipates record breaking demand in the near future. In order to meet this demonstrated and anticipated demand, the FY 2023 budget proposes to restore approximately 10 percent of this lost capacity at an average FTE rate of \$112,000.

This increase will allow parks to strengthen their core operations, to expand successful programs, assess the impact of external forces on the park, hire additional staff from the local community, implement long-standing priorities, address deferred issues, improve the condition of all resources, offer increased programming for visitors or a number of other actions. The request also supports Administration, Secretarial and the NPS Director's priorities by building agency capacity from the ground up through a strong, talented workforce focused on delivering Interior's missions for the American people. The portion of this request dedicated to Cultural Resources is +\$1,770,000 and +16 FTE.

**Climate Change Cultural Resources Assessment Team (+\$3,720,000 / +24 FTE)** – The budget proposes +\$3,720,000 and +24 FTE to create an interdisciplinary climate assessment and adaptation team to design and conduct inventory and monitoring of cultural resources impacted by climate change. Preservation specialists, like engineers and architects, will bring the knowledge needed to assess climate impacts on park structures, and archeologists and anthropologists will help assess threats to sites and the connections of indigenous and associated communities. These positions will bring expertise needed to help parks make sound decisions about adaptation and resiliency. With this funding the team will develop a baseline inventory and scalable methodology to identify typologies for materials, evaluate and monitor conditions and trends, develop risk-exposure scenarios to evaluate the impacts of climate change on cultural resources, and identify resilient, cost-effective, and long-term treatment and adaptation strategies. For example, in FY 2023, the team will build an inventory system to assess and track climate impacts on cultural resources using baseline data sets developed by preservation specialists to monitor original and repair materials at Dry Tortugas National Monument's Fort Jefferson and to analyze material performance under predicted and actual environmental conditions.

**Baseline Capacity (+\$2,444,000 / 0 FTE)** – The 2023 budget includes important investments in programs needed to help strengthen America and be more competitive as the world continues to change. These investments include funding needed to maintain a strong, talented workforce. The funding reflects the incremental amount needed to cover the fixed costs associated with mission operations in FY 2022. This request in combination with the FY 2023 fixed costs amounts will allow the program to meet pay requirements without impacting program activities.

### **Program Overview**

---

The NPS engages in preservation and protection activities as a steward of the Nation’s archeological resources, cultural landscapes, ethnographic resources, history, historic and prehistoric structures, and museum collections. The NPS also conducts associated applied research, which provides the foundation of cultural resource stewardship by providing detailed, systematic data for planning, management, and interpretation to enable cultural resource managers to preserve and protect cultural resources. Parks conduct most cultural resource management actions, with regional and servicewide offices and centers providing essential support in areas such as policy development, training, and major preservation work.

Cultural resources contained within the National Park System are extensive and varied, and include cultural landscapes such as the National Mall, historic structures such as Independence Hall, and myriad archeological sites. Many parks also have associated museum collections, such as the artifacts on display at Ford’s Theatre National Historic Site. Cultural resources tell the story of the Nation and its people, from the ancient sites of Aztec National Monument to the modern ones of Tuskegee Airmen National Historic Site, the battlefields of Gettysburg National Military Park, and the historic immigration gateways of Ellis Island. Overall, the National Park system contains over 26,000 historic and prehistoric structures, 4,200 statues, monuments, and memorials, more than 84,000 archeological sites, more than 890 cultural landscapes, and more than 187 million museum objects and archival documents. Proactive resource management is essential. This includes, but is not limited to, monitoring the condition of cultural resources, regular and ongoing maintenance to slow deterioration and repair damage, proper archival and collections storage conditions and policies for resource use, and preventing and responding to resource threats from weather events and fires, air pollution, improper use, and vandalism and looting. Parks also strive to identify and document the relationships between traditionally associated peoples and resources to provide culturally sensitive management and interpretation of resources. Parks conduct education and interpretation programs in cultural heritage to convey the significance of the resources and their meanings to a broad and diverse constituency. NPS-managed cultural resources are described below.

### **Archeological Resources**

Sites and artifacts provide unique and irreplaceable information that connects modern communities with the cultural heritage of the United States. These resources are extremely vulnerable to threats including climate change and other natural processes, development, excessive visitor use, vandalism, and looting. Park resource managers monitor site conditions, facilitate research, and implement preservation strategies in order to maintain the integrity and improve the condition of archeological resources and make information gathered through applied research available to resource managers, research professionals and the public. Archeological information and research are used in public programs such as ranger events and exhibits that interpret archeological artifacts, park and program websites, and educational opportunities.

**Cultural Landscapes**

Cultural landscapes are geographic areas associated with a historic event, activity, or person, or which exhibits other cultural or aesthetic values. Cultural landscapes managed by NPS include battlefields and cemeteries such as Gettysburg National Military Park and National Cemetery, urban landscapes such as the National Mall, and places such as the Jamestown Island Area at Colonial National Historical Park, the site of the first permanent English settlement in North America, and Manzanar National Historic Site, a camp where Japanese-Americans were incarcerated during World War II.

Parks manage cultural landscapes through research, planning, and stewardship, with the goal of defining the values and associations that make the landscape historically significant, identifying the type and degree of change that can occur while maintaining the historic character of the landscape, and planning for an undertaking the long-term preservation of the landscape through preservation maintenance and treatments and other resource protection activities.

**Ethnographic Resources**

NPS engages in ethnographic research using professional methods of cultural anthropology. Work includes assessments, surveys, field studies, and consultations that provide for the identification, evaluation, and interpretation of the relationships between contemporary cultural communities, including Native Americans and other traditionally associated peoples, and ethnographically significant natural and cultural resources in parks. This work facilitates the provision of culturally sensitive resource management, as well as interpretive and educational materials.

**Historic and Prehistoric Structures**

Historic structures are constructed works including buildings and monuments, dams and canals, nautical vessels and defensive works such as forts, temple mounds and ruins, and bridges and tunnels. The preservation and protection of historic and prehistoric structures has two basic goals: slowing the rate at which historic material is lost and maintaining the historic character and integrity of resources. For historic and prehistoric structures, stewardship focuses on five major activities: 1) control of physical work and use; 2) monitoring conditions of deterioration and structural failure; 3) protecting structures from human and environmental threats; 4) retaining or delegating responsibility for structures; and 5) developing the skills, knowledge, and mind-set needed to support the program.

**Museum Collections**

Museum collections from over 394 units of the National Park System are maintained in 328 parks, at six NPS cultural resource centers, and at 833 non-Federal repositories. These collections include 40.4 million archeological, 3.3 million historical, 90,000 art, 4.3 million biological, 1.4 million paleontological, 21,000 ethnological, and 93,000 geological items, plus over 85,000 linear feet of archives. Collections include items ranging from historic furnishings in the home of John Adams and flags that flew over Fort Sumter, to Thomas Edison's handwritten notes on inventions. Other important museum program activities include developing on-site and virtual exhibits, teacher lesson plans, and technical guidance in the NPS Museum Handbook.



---

*At a Glance...**Cultural Resources Threats*

---

- Archeological site looting and vandalism
  - Lack of adequate storage and care of park museum collections
  - Weather and related threats including erosion, river flooding, and wind
  - Air pollution
  - Inadequate attention to stabilization, maintenance, and repair of structures, landscapes, and museum collections
  - Failure to monitor changes in the resource
  - Failure to correct improper uses
  - Lack of documentation and determination of appropriate treatment strategies
- 

**Historical Research**

The Park History Program conducts historical research studies to ensure that the information presented in parks and national programs and used in park planning activities and management is based on the most accurate information available. This includes the development and oversight of park administrative histories, which provides invaluable information to park managers on their park's history, including decisions made over time, and the salient historical issues that determined important decisions of park management. The program also trains employees in oral history techniques, practices, and management of resources, and manages a program to identify, prioritize, and nominate National Park Service properties to the National Register of Historic Places in compliance with Section 110 of the National Historic Preservation Act.

The Park History Program also manages several national research and preservation programs through shared leadership with local, State, and Federal entities, as well as interested individuals and organizations. These programs include the African American Civil Rights Network to recognize sites, facilities, and programs that interpret the history of the African American civil rights movement in the United States; the National Maritime Heritage Program that administers grants for non-NPS partners to steward historic resources and educate the public about the nation's maritime history; the National Historic Lighthouse Preservation Act program to transfer surplus historic lighthouses to non-Federal partners for preservation, public education, and recreation; and the American World War II Heritage Cities program to recognize U.S. cities and other local jurisdictions for their historic contributions to the domestic war effort and current preservation efforts around WWII homefront history.

*At a Glance...**African American Civil Rights Network*

The African American Civil Rights Network Act of 2017 (P.L.115-104) authorizes the National Park Service to coordinate and facilitate Federal and non-Federal activities to commemorate, honor and interpret “the history of the African American Civil Rights movement; the significance of the civil rights movement as a crucial element in the evolution of the Civil Rights Act of 1964; and the relevance of the African American Civil Rights movement in fostering the spirit of social justice and national reconciliation.” The Network encompasses properties, facilities, and interpretive programs that present a comprehensive narrative of the people, places, and events associated with African American Civil Rights movement in the United States. Each member meets one of the following criteria:



National Park System unit or program related to the African American civil rights movement from 1939 through 1968

With the property owner's consent, other Federal, State, local, and privately owned properties that relate or have a verifiable connection to the movement and are included in, or eligible for, the National Register of Historic Places

Other governmental and nongovernmental facilities and programs of an educational, research, or interpretive nature that are directly related to such movement

**Park Native American Graves Protection and Repatriation Act Program**

The Park NAGPRA program oversees NPS compliance with the Native American Graves Protection and Repatriation Act (NAGPRA) and assists all NPS sites with related activities, providing technical advice, guidance, and training. The law applies to the NPS as an agency that manages public land and cares for collections containing Native American human remains, funerary objects, sacred objects, and objects of cultural patrimony. The agency is required to return certain items to lineal descendants, Tribes, and Native Hawaiian organizations and to plan for and manage the discovery of such items on Federal land.

**National Networks**

The NPS manages four national networks around important themes in American history: African American Civil Rights, the Underground Railroad Network to Freedom, the Reconstruction Era, and World War II heritage cities. These programs coordinate preservation, research, and education efforts nationwide across large networks of partners. Through shared leadership with local, State, and Federal entities, as well as other stakeholders, the NPS educates the public about the history and significance of these themes; provides technical assistance to empower communities to document, preserve, and tell their stories; and maintains listings of historic sites, interpretive and educational programs, and facilities with verifiable connections to the themes. Through these combined activities, these programs and their many non-NPS partners are advancing scholarship and knowledge, making it accessible for school curricula, academic study, and heritage tourism.

**Cultural Resource Projects**

Cultural Resource Project funds are used to complete the National Park System’s highest priority cultural resource management projects. These projects are beyond the funding capabilities of the parks themselves, and are designed to preserve, protect and provide information about the diverse array of NPS’s cultural resources. These funds are central to implementing bureau- and Department-level strategic

plans, and they enable the NPS to achieve a standard of excellence for the stewardship of the resources that form the historical and cultural foundations of the Nation.

This project funding supports interdisciplinary research, documentation, stabilization, and conservation of NPS cultural resources, and directly supports the goals of resource stewardship, relevance, and education. Project funds support park planning needs relating to proposed development and allow parks to inventory and evaluate cultural resources per the requirements of Section 110 of the National Historic Preservation Act. They also provide for baseline research and treatment guidance that is critical to support the streamlined compliance process for deferred maintenance and infrastructure projects that impact park resources.

To be considered for this funding, projects must support NPS responsibilities under the Organic Act, the National Historic Preservation Act, or other NPS-related legislation; address how information and knowledge that results from these projects will be actively transferred to park managers, staff, visitors, partners, researchers, and educators, as appropriate; and, where applicable, address how geographic information systems (GIS) spatial data will be created in accordance with NPS GIS standards. Projects are ranked and selected for funding according to regional and park unit priorities, whether the project develops core baseline documentation or stabilizes cultural resources, and if the project addresses planning and documentation needs for cultural resources, and if the project addresses requirements for compliance with the Native American Graves Protection and Repatriation Act.

### **Youth Programs**

The Cultural Resources Diversity Internship Program is an opportunity for undergraduate and graduate students from traditionally underrepresented populations to explore the cultural resources and historic preservation fields. In FY 2023, the program will engage interns at multiple sites across the country. Internships are offered during the 11-week summer session and include projects such as preparing historical reports on cultural resources, planning exhibits on historical topics, participating in archeological excavations, conducting surveys of historic buildings, cataloging park and museum collections, providing interpretive programs for youth groups, developing community outreach programs, and writing lesson plans based on historical themes. Additional internships may be created as needed for more advanced projects.

The Historic Preservation Internship Training Program, administered in partnership with the National Council for Preservation Education (NCPE), offers undergraduate and graduate students the opportunity to gain practical experience in cultural resource management in National Park Service headquarters, field offices, parks, as well as in other Federal agencies. Working under the direction of historic preservation professionals, students undertake short-term projects to learn about and contribute to national historic preservation programs and the Federal government's preservation and management of historic properties.

---

*At a Glance...**Strengthening Relationships with Tribal Nations*

---

San Juan Island National Historical Park, in Washington's Puget Sound, commemorates the Oregon Territory Boundary Dispute (1853-1871). For the first time since its establishment, the park is collaborating with six indigenous Coast Salish Tribes with ancestral ties to these lands. With the support of the superintendent, the park's Tribal liaison helped to initiate conversations with Jamestown S'Klallam Tribe, Lummi Nation, Samish Indian Nation, Stillaguamish Tribe of Indians, Swinomish Indian Tribal Community, and Tulalip Tribes that have deepened trust and engendered collaboration. Together, the Tribes and the park have co-created content for exhibits at the American Camp Visitor Center that enrich the visitor experience by sharing indigenous perspectives and Native American history of and on ancestral homelands. Tangible products of this shared commitment to stewardship include:

- A cedar-strip, Coast Salish Tribal ocean travel canoe, created by a master canoe builder from the Lummi Nation, and 7 cedar canoe paddles (1 from each Tribal Nation + one additional "skippers" paddle) carved by Tribal members to steer collective actions towards sustainability for 7 generations in the future; and,



- Recordings in the "Lifeways of the Ancestors " produced with the Tribes' Native Language departments.
  - The FY 2023 NPS budget proposes to strengthen partnerships and improve coordination with Tribal nations, including expanded support for Tribal liaisons and services dedicated to advancing Tribal engagement in 22 parks and regional programs. This increase supports a permanent coordinator for the Indian Youth Ancestral Lands crew at Knife River Indian Villages National Historic Site to assist with natural resource protection and further understanding of indigenous cultures.
-

**Subactivity:** Resource Stewardship  
**Program Component:** Everglades Restoration and Research

### **FY 2023 Program Activities**

---

The following are examples of planned FY 2023 Everglades Restoration and Research activities:

- Continue operations and activities of the Department of the Interior's Office of Everglades Restoration Initiatives (OERI) in its policy coordination and management role for the Department, and its role in working with Federal, State, local, and Tribal representatives of the South Florida Ecosystem Restoration Task Force.
- Continue work on biological and hydrologic databases, including analysis of existing long-term hydrologic and biological data sets that will allow resource managers, decision-makers, and the public to understand the trends in Everglades NP resources as they relate to water management changes.
- Continue to participate in interagency efforts supporting implementation of the combined operational plan and ongoing CERP planning efforts associated with the Lake Okeechobee system operating manual, the Biscayne Bay and Southeastern Everglades Ecosystem Restoration project, phases of the Central Everglades Project, and seepage management projects along the eastern boundary of Everglades NP.
- Implement the Tamiami Trail Next Steps Phase 2 project, which upon completion will restore an additional 75 to 80 billion gallons of water a year to flow into Everglades NP and Florida Bay.
- Expand research efforts and resource management to address impacts of climate change and sea level rise on the Everglades ecosystem.
- Provide technical tools to support land and ecosystem managers, evaluate restoration plans, and support detection, containment, and control of exotic invasive species.

### **Justification of FY 2023 Program Changes**

---

The FY 2023 budget request for Everglades Restoration and Research is \$11,661,000 and 39 FTE, a program change of +\$1,170,000 and +3 FTE from the FY 2022 Continuing Resolution Annualized Rate.

**Everglades Restoration and Research (+\$1,000,000 / +3 FTE)** – This funding increase will support the South Florida Ecosystem Restoration Task Force in developing innovative technologies, approaches, and on the ground implementation of programs to identify, target, and eliminate invasive animal and plant species that threaten restoration at the Everglades. Invasive species, such as the Burmese python, are decimating native animal populations and obfuscating efforts to assess the success of restoration. Efforts will support on-the ground implementation of actual invasive exotics controls programs. Funding will directly support hiring of a senior scientist with specialized expertise in invasive exotic plants and animals and will be responsible for managing and guiding the Task Force's efforts in implementing the Invasive Exotic Species Strategic Action Framework and direct funding towards control measures such as eradication and removal programs. A senior technical advisor will also be funded and responsible for communicating and coordinating restoration programs, projects and policy implementation in coordination with the South Florida Water Management District and the U.S. Army Corps of Engineers, who lead and are responsible for on the ground construction projects dedicated to large-scale restoration.

**Baseline Capacity (+\$170,000 / 0 FTE)** – The 2023 budget includes important investments in programs needed to help strengthen America and be more competitive as the world continues to change. These investments include funding needed to maintain a strong, talented workforce. The funding reflects the incremental amount needed to cover the fixed costs associated with mission operations in FY 2022. This request in combination with the FY 2023 fixed costs amounts will allow the program to meet pay requirements without impacting program activities.

### Program Overview



*Gator Hook Strand at Big Cypress National Preserve*

The Everglades Restoration and Research program is critical to the restoration, conservation, and protection of Federal interest lands in south Florida. Projects implemented through this program relate directly to the restoration of the ecological systems for Everglades and Biscayne National Parks and Big Cypress National Preserve, and indirectly for Dry Tortugas National Park. The monitoring, research, and evaluation components of this program provide technical tools and data that assist the NPS in understanding the function of

the present ecosystem, in evaluation of alternative plans for restoration, and in assessment of the effects of built restoration projects on NPS resources. The program also supports work on detection, containment and control techniques for exotic species, conducts studies of large-scale ecosystem events, and studies the potential effects of changing weather patterns on sea-level rise and saltwater intrusion; all of which threaten DOI resources in south Florida. The program will focus applied science projects on data and syntheses needed to inform decisions regarding the design and function of the current and future restoration projects, the effects of infrastructure and operations on threatened and endangered species, the effects of large scale disturbance events (such as the effects of the 2015 seagrass die-off in Florida Bay, and the long-term impacts of Hurricane Irma in 2017), and the effects of environmental impacts and invasive species on NPS resources.

The NPS is a major partner in the combined State and Federal effort to restore the Everglades ecosystem. The south Florida park units are among the collaborating entities implementing major water resource projects such as the Modified Water Deliveries and the regional Comprehensive Everglades Restoration Plan (CERP). Restoring the Everglades is a more than \$20 billion program of large-scale modifications to the water management infrastructure of south Florida and has a targeted completion date beyond 2038. Projects affecting NPS lands and waters occur in phases through the end of CERP implementation. The NPS works with the U.S. Fish and Wildlife Service (FWS) and the U.S. Geological Survey (USGS) to support CERP projects through the development of restoration performance measures, hydrology models, water quality analysis, ecological models and quantitative evaluations of the environmental benefits of proposed actions. Additionally, while the funding for the Everglades restoration effort to date has focused almost exclusively on water management infrastructure and operations, in the last decade new information provided by the research component of the Program has highlighted the need to address

exotic invasive species, land-use, and environmental and climate change issues that interact with water management and affect NPS resources at the ecosystem scale.

Restoration components directly affecting South Florida ecosystems are in progress and nearing completion. The Biscayne Bay coastal wetlands phase 1 project, to rehydrate coastal wetlands and reduce damaging point-source freshwater discharge to Biscayne Bay and Biscayne National Park, is scheduled for completion by late 2024. This project will improve freshwater wetlands ecosystems and wildlife habitat benefiting aquatic vegetation, oysters and critical fish, crocodiles, and wading birds.



*The Tamiami Trail Next Steps Project is enhancing the connectivity and water flow between the marshes north and south of the Tamiami Trail, while maintaining the vital transportation link between southwest Florida and Miami.*

The \$200 million Tamiami Trail Next Steps Project represents a new approach to collaboration between Federal and State agencies by merging funding and expertise to achieve important regional transportation, sustainability, and Everglades restoration goals all in one project. The Florida Department of Transportation (FDOT) in coordination with NPS began construction of the remaining 6.7 miles of the Tamiami Trail Next Steps Phase 2 Project in April, 2021. Phase 2 of the project is focused on raising and reconstructing the remaining 6.7 miles of the eastern Tamiami Trail with features to further improve water conveyance, roadway safety, and stormwater

treatment. The Next Steps Phase 2 Project will enhance the connectivity and waterflow between the marshes north and south of the Tamiami Trail while maintaining a vital transportation link. The project will allow additional water to move south from Lake Okeechobee, which is critical for the successful implementation of the Comprehensive Everglades Restoration Plan. This project will allow for an additional 75 to 80 billion gallons of water a year to flow south into the Everglades National Park and Florida Bay.

Phase 1 of the Tamiami Trail Next Steps Project improved water flow through the Tamiami Trail with the construction of a one-mile bridge in 2013 and 2.3-miles of bridging completed in 2019. Everglades National Park received a grant from the Federal Highway Administration to match a commitment from the State of Florida. By the completion of Phase 2 at the end of 2024, water is expected to flow more freely with fewer impediments into Everglades National Park for the first time since the early 1900s.

### **Office of Everglades Restoration Initiatives (OERI)**

Funding in FY 2023 will also sustain the continued operations and activities of the Department of the Interior's Office of Everglades Restoration Initiatives (OERI). Since 1995, the OERI has provided senior executive level leadership in support of the congressionally mandated responsibilities of the Department and the Secretary in the restoration of America's Everglades. OERI will provide support necessary to fulfill the Secretary's role and responsibilities as chair of the intergovernmental South Florida Ecosystem Restoration Task Force (Task Force). The OERI, under the leadership of the Secretary of the Interior, will

continue its role as the south Florida liaison for the Office of the Secretary in coordinating all departmental and bureau-level Everglades restoration activities, projects and programs.

In FY 2023, the OERI will continue to work directly with the Federal, State, local government, and Tribal representatives on the Task Force and administer, manage, and support the priorities, activities, meetings, and the required reporting responsibilities of the Task Force, its Working Group, the Science Coordination Group, and any designated advisory bodies. Congressionally mandated reporting documents produced by the OERI will include the South Florida Ecosystem Restoration Strategy and Biennial Report, the annual Integrated Financial Plan, the Plan for Coordinating Science, and the annual Cross-cut Budget. In addition to the key Everglades restoration program support activities described herein, the OERI has been designated by the Task Force to lead and coordinate the implementation of the Invasive Exotic Species Strategic Action Framework. The OERI will also continue maintaining and enhancing the [evergladesrestoration.gov](http://evergladesrestoration.gov) website, which serves as an innovative tool, and as the main source of information on the restoration of America's Everglades.

### **Critical Ecosystems Studies Initiative (CESI)**

The Critical Ecosystems Studies Initiative will remain one of the primary sources providing scientific information for use in restoration decision-making and guiding NPS land management responsibilities in south Florida. CESI-funded applied science has contributed to the basic body of knowledge about the Everglades ecosystem: how it functioned naturally before large-scale drainage in the first part of the 20th century, how it has been altered and is currently functioning, and what the requirements are for restoration of the ecosystem. CESI funded research continues to be utilized directly in planning for CERP and other water management projects and processes.

The close coordination among the bureaus receiving research and development funding for Everglades restoration significantly increases efficiency, both financially and in terms of the timeliness of science project results. Since many of the projects selected via the requests for proposals have three- to four-year durations, CESI funding is available for a limited number of new projects each year. As restoration projects are implemented, CESI funding is contributing to monitoring the effects of these projects on NPS resources. During the life of the program, the emphasis on funding of projects has shifted from basic research and modeling to emphasizing restoration project assessment and monitoring. Given new developments in the following fields: threatened and endangered species, invasive species introduction and expansion, sea-level rise and saltwater intrusion, funding for the applied research component of CESI remains essential to ensure the existence of a sound scientific foundation for the design and operation of CERP projects as well as for the other natural resource management actions in south Florida.

### **Comprehensive Everglades Restoration Plan (CERP)**

The NPS program for the Comprehensive Everglades Restoration Plan involves staff participation on interagency teams responsible for planning, evaluating, and monitoring the pre-CERP and CERP restoration projects affecting NPS/DOI lands and resources. Some of these projects take place on or are adjacent to NPS lands, and others, although located on lands belonging to the State, affect the upstream watershed and water deliveries to NPS units. Projects vary from reservoir and stormwater treatment area construction, to levee construction/removal, to seepage management projects, to projects that modify the operation of existing water management infrastructure. Staff participation involves bringing the NPS perspective and mission goals into the interagency planning process, performing analyses and reporting of



technical information for use in planning and design, and providing scientific and technical briefings to NPS and DOI leadership. The NPS program for the CERP also supports employees who participate in the programmatic aspects of the CERP, particularly its system-wide restoration coordination and verification program (RECOVER), as well as staff who participate in ongoing water quality compliance and technical review for the Everglades.

<b>Activity:</b>		<b>Park Management</b>					
<b>Subactivity:</b>		<b>Visitor Services</b>					
<b>Visitor Services (\$000)</b>	<b>2021 Actual</b>	<b>2022 CR at Annual Rate</b>	<b>Fixed Costs (+/-)</b>	<b>Internal Transfers (+/-)</b>	<b>Program Changes (+/-)</b>	<b>2023 Request</b>	<b>Change from 2022 CR at Annual Rate (+/-)</b>
Interpretation and Education	242,849	242,849	+8,200	0	+17,032	268,081	+25,232
Commercial Services	11,002	11,002	+462	0	+302	11,766	+764
<b>Total Requirements</b>	<b>253,851</b>	<b>253,851</b>	<b>+8,662</b>	<b>0</b>	<b>+17,334</b>	<b>279,847</b>	<b>+25,996</b>
<i>Total FTE Requirements</i>	<i>2,373</i>	<i>2,393</i>	<i>0</i>	<i>0</i>	<i>+117</i>	<i>2,510</i>	<i>+117</i>

### Summary of FY 2023 Program Changes for Visitor Services

<u>Program Changes</u>	<b>(\$000)</b>	<b>FTE</b>
• Baseline Capacity	+8,435	0
• Building Park Capacity	+7,767	+69
• Advancing Racial Justice and Equity for Underserved Communities – New and Critical Responsibilities at Parks Preserving the Story of Underrepresented Communities	+3,806	+31
• Additional Responsibilities	+1,103	+15
• Commemorations Office	+250	+2
• 2021 Presidential Inauguration	-1,800	0
• National Capital Performing Arts	-2,227	0
<b>TOTAL Program Changes</b>	<b>+17,334</b>	<b>+117</b>

### Mission Overview

The Visitor Services subactivity is central to the National Park Service mission, as it ensures meaningful experiences for park visitors through greater understanding and access to America's natural, cultural, historical and recreational treasures. These experiences are facilitated through formal and informal experiential and educational platforms, leading to greater protection, appreciation and enjoyment. Youth programs inspire future generations while providing workforce and skill building opportunities for teenagers and young adults interested in cultural, natural, and recreational resource protection.

Millions of visitors access Interior's public lands seeking inspiration and recreation, helping to grow the booming outdoor recreation industry. Visitors also come to hear the stories of our natural and cultural history. Visitor Services facilitate connecting to the great outdoors at NPS public recreation areas across the country and continues to expand access for the benefit of all.

---

**Subactivity Overview**

---

The National Park Service Centennial Act (P.L. 114-289) states that *“the Secretary shall ensure that management of System units and related areas is enhanced by the availability and use of a broad program of the highest quality interpretation and education.”* National park areas have long been an inspiration for hundreds of millions of Americans and people from around the world. The NPS provides an array of opportunities, activities and services that promote enjoyment, health, lifelong learning, stewardship and workforce development. The goal of the NPS is to foster an understanding and appreciation of these places of natural beauty and cultural and historical significance.

**Interpretation and Education**

- Fosters experiences that engender meaning with audiences and draw connections to the breadth of America’s natural, cultural, historical and recreational resources. Employs a variety of interpretation approaches that foster dialogue, promote learning and convey the complexity of natural and human history and recreational opportunities associated with place. Ensures responsible use of facilities and promotes safety for staff, visitors and volunteers.
- Contributes to America’s educational system, ensuring that parks are places of experiential formal and informal lifelong learning. Builds local and national level partnerships with non-governmental organizations (NGOs), school and community-based education programs that use traditional and web-based educational tools.
- Provides exceptional visitor services from the first spark of interest to a well-informed visit to long-lasting memories. Informs visitors and volunteers of safety regulations and precautions, and available programs and services. Provides web-based access to resources via traditional websites and emerging social media channels. Delivers civic engagement opportunities for service learning and volunteerism to accomplish mission critical science, conservation, educational, and recreational work in units of the National Park System.

**Commercial Services**

- Manages concession contracts, commercial use authorizations, and leases for the benefit of visitors and the protection of resources.
- Ensures an adequate return to the government through the collection of concessions franchise fees and the recovery of costs associated with commercial use authorizations.
- Provides for necessary and appropriate accommodations and services for park visitors through the provision of quality visitor facilities and services at reasonable costs.

**Subactivity: Visitor Services**

**Program Component: Interpretation and Education**

**FY 2023 Program Activities**

---

The following are examples of planned FY 2023 Interpretation and Education activities:

- Execute an additional \$2 million in Interpretation and Education projects servicewide centered on telling the story of historically marginalized groups.
- Provide guidance in response to the pandemic-related changes in the education ecosystem for multifaceted/hybrid distance learning, as well as build a strategic long-term approach to evolving education programming to better meet the needs of teachers, students, and families.
- Enhance and highlight interpretive recreation opportunities introducing more Americans to camping, fishing, boating and other NPS recreation activities.
- Continue to build exceptional visitor service standards and measurable vital signs to better assess and manage changing visitation throughout the system.
- Continue effort to digitize Junior Ranger activities to provide progressively wider access and modern tools for reaching a growing audience of young people even as traditional in-person activities return.
- Develop an innovative, inclusive and data-driven approach to modern visitor experiences and infrastructure that includes onsite, digital, and media engagement.
- Begin the next 5-year strategic planning process for Interpretation and Education, including 250<sup>th</sup> Commemoration experiences.

**Justification of FY 2023 Program Changes**

---

The FY 2023 budget request for Interpretation and Education is \$268,081,000 and 2,432 FTE, a program change of +\$17,032 and +117 FTE compared to the FY 2022 Continuing Resolution at an Annualized Rate.

**Baseline Capacity (+\$8,133,000 / 0 FTE)** – The 2023 budget includes important investments in programs needed to help strengthen America and be more competitive as the world continues to change. These investments include funding needed to maintain a strong, talented workforce. The funding reflects the incremental amount needed to cover the fixed costs associated with mission operations in FY 2022. This request in combination with the FY 2023 fixed costs amounts will allow the program to meet pay requirements without impacting program activities.

**Building Park Capacity (+\$7,767,000 / +69 FTE)** – The budget proposes +\$30,800,000 and +275 FTE spread across multiple ONPS budget subactivities to strengthen all critical functions at parks. Collectively, the NPS has lost more than 15 percent of its ONPS-funded capacity since FY 2010. Over the same period, 33 units have been added to the national park system, and visitation has grown by more than 40 million, or 15 percent. Despite a decrease in visitation due to the effects of the COVID-19 pandemic in 2020, the NPS has already seen visitation levels rebound and anticipates record breaking demand in the near future. In order to meet this demonstrated and anticipated demand, the FY 2023 budget proposes to restore approximately 10 percent of this lost capacity at an average FTE rate of \$112,000.

This increase will allow parks to strengthen their core operations, to expand successful programs, assess the impact of external forces on the park, hire additional staff from the local community, implement long-standing priorities, address deferred issues, improve the condition of all resources, offer increased

programming for visitors or a number of other actions. The request also supports Administration, Secretarial and the NPS Director's priorities by building agency capacity from the ground up through a strong, talented workforce focused on delivering Interior's missions for the American people. The portion of this request dedicated to Interpretation and Education is +\$7,767,000 and +69 FTE.

**Advancing Racial Justice and Equity for Underserved Communities - New and Critical Responsibilities at Parks Preserving the Story of Underrepresented Communities (+\$3,806,000 / +31 FTE)** – The FY 2023 budget request includes a total of \$48,000,000 and +163 FTE for Advancing Racial Justice and Equity for Underserved Communities, with \$30,000,000 in the ONPS appropriation spread across multiple budget subactivities. The funding will enhance programming that preserves the stories of historically underserved, underrepresented and marginalized groups. Funding will invest in key NPS sites that honor civil rights leaders, commemorate struggles for equal opportunity, and protect the cultural heritage of underrepresented communities. Funding will also invest in dedicated NPS capacity to expand minority recruitment and outreach, interpret the stories of marginalized groups. The portion of the request for Interpretation and Education is +\$3,806,000 and +31 FTE. Additional details on this request can be found in the Budget Overview section.

**Additional Responsibilities (+\$1,103,000 / +15 FTE)** – The budget proposes +\$9,753,000 and +82 FTE spread across multiple ONPS budget subactivities for additional responsibilities at parks and offices. Funding will support the continuing stand-up of operations at new parks, increased capacity for parks with expanded responsibilities and critical operational needs at a diverse set of parks. The portion of the request for Interpretation and Education is \$1,103,000 and 15 FTE. Additional details on this request can be found in the Budget Overview section.

**Commemorations Office (+\$250,000 / +2 FTE)** - Funding will support the hire of an NPS commemorations lead and support staff within the office of the Director. The commemorations office will lead and coordinate national level commemorations for the National Park Service, most notably the upcoming 250<sup>th</sup> anniversary of the Declaration of Independence in 2026. The office will work with park units, partners, stakeholders, commemoration commissions and others to plan inclusive commemorations for United States citizens and visitors from around the world.

**2021 Presidential Inauguration (-\$1,800,000 / 0 FTE)** – Non-recurring funding provided in FY 2021 and carried forward in the FY 2022 Continuing Resolution at an Annualized Rate, to support activities related to the 2021 Presidential Inauguration, is not required in FY 2023.

**National Capital Performing Arts (-\$2,227,000 / 0 FTE)** - The budget does not include funding for the National Capital Performing Arts Program for FY 2023. A portion of this allocation supports the Wolf Trap Foundation for the Performing Arts. The NPS considers the Wolf Trap Foundation to be self-supporting and does not require Federal support.

### **Program Overview**

---

The purpose of interpretation and education programming is to advance the NPS mission by providing memorable interpretive, educational, and recreational experiences that will (1) help the public create and understand the meaning and relevance of park resources and stories, and (2) inspire stewardship actions to protect and enhance those resources and stories. Park-based Interpretation and Education programs engaged approximately 70 million people in personal services in 2021. This is significantly lower than the

more than 150 million people reached in a typical year, due to the impacts of the COVID-19 pandemic but was an increase of 20 million people from 2020. Many visitor experiences were shifted to social media and other digital platforms.

Parks use a staff of trained professional rangers to present a wide variety of formal and informal audience-centered programs delivered in-person, as well as through various technological means using a variety of interpretive tools and techniques. These include participatory dialogues, guided tours and talks, special events, Junior Ranger programs, theme-based programs, curriculum-based field trips, community engagement and informal interpretation provided by rangers, guides and volunteers. A variety of non-personal services and facilities, such as wayside and interior exhibits, on-site and digital information and orientation tools and publications, self-guided trails and tours, and interactive web-based programs are also available. These services promote resource stewardship by showing the significance of conserving park resources for this and future generations and encouraging behavior that enhances protection of park resources. They also educate the public on the diversity of cultures and stories that shaped the heritage of each park. Interpretation introduces multiple points of view regarding the history of the park, including previously excluded and untold stories with the goal of being equitable and inclusive in the programs and media presented. In addition, these servicewide programs help parks provide interpretation and education nationwide:

**Volunteer Programs:** The National Park Service works hand-in-hand with communities to engage people of all ages and backgrounds in meaningful and mutually beneficial volunteer opportunities. Growth in volunteerism with public lands reflects the interest of the public to experience and protect national parks. Volunteers come from all ages and backgrounds to share their time and talent in support of mission operations. Through short-term volunteer events and longer-term recurring opportunities, these active engagement stewardship efforts connect people to public lands and build community.

The NPS creates stewardship opportunities through the following programs:


- **Volunteers-In-Parks Program (VIP):** The VIP program is authorized by the Volunteers-In-The-Parks Act of 1969. It provides a means through which the NPS can accept and utilize voluntary help and services from the public. Volunteers work side-by-side with NPS employees in nearly every discipline and unit and are a valuable human resource that strengthens the service we provide to the public and supports mission operations. In 2021, the NPS mobilized 94,193 volunteers at nearly 400 national park sites, programs, and offices. Volunteers provided nearly 3.3 million hours estimated to be worth an average hourly rate of \$28.54, a total value to the NPS of over \$93.5 million.
- **Trails & Rails Program (TRP):** The TRP is an innovative partnership between the NPS, Amtrak, and the Department of Recreation, Park and Tourism Sciences at Texas A&M University. Since 2000, the program provides rail passengers with educational opportunities which foster an appreciation and greater understanding of the natural and cultural heritage, sites and the geography of the areas through which the trains travel. In 2021, TRP programs coordinated 206 volunteers in 154 interpretation programs. These volunteers engaged 23,985 rail passengers and contributed 2,898 hours: a total value to the NPS of approximately \$82,709.
- **Community Volunteer Ambassadors (CVA):** This unique public-private partnership program utilizes a young adult service corps who are strategically engaged in the active citizenry efforts of

parks and programs to increase community volunteerism. Through this program, parks and programs build capacity for volunteer engagement in their local communities and create new opportunities to engage the public through volunteer service. In 2021, 142 CVAs mobilized 23,132 volunteers, who served 288,193 hours. These volunteer projects include interpretation and education services to public audiences, resource stewardship and habitat management, and National Day of Service events such as National Public Lands Day and the Martin Luther King, Jr. Day of Service.

**Teacher-Ranger-Teacher Program:** The Teacher-Ranger-Teacher program is the leading program of the National Park Service's servicewide education efforts. Teacher-Ranger-Teacher provides K-12 educators a professional development opportunity during the summer months to research and learn in an NPS unit. Following their summer NPS experience, Teacher-Ranger-Teacher participants return to classrooms with increased knowledge of natural resources, wildlife, geography, geology, and the historical and cultural resources preserved and interpreted at the parks. In the summer of 2021, the NPS hosted 62 Teacher-Ranger-Teachers in 56 park units. COVID-19 issues impacted the ability for parks and teachers to participate in on-site programs and several teachers participated in Teacher-Ranger-Teacher as a virtual experience. Since its inception in 2007, the program has directly impacted more than 250,000 K-12 students across the country by training their teachers to use science and heritage resources available through the NPS. Over 1,860 teachers have participated in the program, contributing more than 1,100 new lesson plans since 2012.

**National Unigrid Brochure Program:** Unigrid brochures developed, produced, and maintained by Harpers Ferry Center are distributed servicewide. They are used to orient visitors to parks and supply visitors with accurate, interpretive, and logistical information. The brochures serve as a tool to provide the official expression of the park and its resources, the responsible use of those resources, and the critical information necessary to keep visitors safe. In FY 2021, the National Unigrid Brochure Program worked with nearly 400 parks and NPS program offices. Over 15 million brochures were printed. COVID-19 issues systemwide adversely affected quantity, which usually runs between 22 – 24 million copies annually. Using recycled paper and soy-based inks, the program produces brochures that are environmentally friendly and cost effective, each brochure costs just under eight cents per printed copy. The program made significant gains in programmatic accessibility, converting 120 park Unigrids to Braille, increasing the total number of Braille brochures to 354, about 93% of the total inventory of NPS park Unigrids. The program also continues to explore ways to enhance accessibility by using Unigrid materials in mobile applications, as well as online publication of content that is compliant with Section 508 of the Rehabilitation Act of 1973.

*At a Glance...*  
**NPS Unigridd Brochure Program**



For almost as long as there have been national parks, there have been visitor brochures. As the National Park System grew, so did the need for publications. They came in a wide variety of formats, fonts, and folding methods that made it increasingly difficult to keep up with demand. In 1985, the Unigridd program received one of the first Presidential Design Awards from the National Endowment for the Arts, which noted, “The program fulfills the primary objective of a design system, reducing routine decisions so that effort can be concentrated on quality. The implementation of the program demonstrates sensitivity to the wide variety of subject matter and attention to the finest detail. It is an example to others and has already achieved international recognition.”

Early Unigridd designs stressed the underlying grid with graphics, text, and maps presented in a hierarchy of rows and columns. Later designs evolved into more integrated layouts with elements unified around the architecture of bold primary graphics and maps. Today, the grids, typographic treatments, editorial style, maps, and production methods continue to provide a recognizable consistency among all park brochures.

Read more about the history of the Unigridd program here: [A Brief History of the Unigridd \(nps.gov\)](https://www.nps.gov/unigridd)

**Junior Ranger Program:** The Junior Ranger Program is the premiere NPS program for engaging young people in discovering the significance of park sites and introducing them to the story of America’s natural and cultural history. Junior Ranger programs are designed to provide participants with the flexibility to discover and interact with a park at their own pace, alongside family, and within the limits of their visit. Each park maintains a program that reflects the individual identity and significance of that place. Today, there are over 400 Junior Ranger programs with individual badges or patches to earn in NPS sites across the Nation. Typically, over 1 million youth engage with the Junior Ranger program every year. Persevering through the COVID-19 pandemic, about 200,000 youth engaged with the Junior Ranger Program in 2021.

**Every Kid Outdoors (EKO)** is an interagency program between the National Park Service (NPS), Bureau of Land Management, U.S. Fish and Wildlife Service, Bureau of Reclamation, U.S. Army Corps of Engineers, National Oceanic and Atmospheric Administration, and U.S. Forest Service providing free entrance to 4<sup>th</sup> graders and their families. The Every Kid Outdoors Act (P.L. 116-9) formalized the program for seven years beginning September 1, 2019. In addition, some State park systems honor the



pass. In FY 2021, 124,685 passes were redeemed by students and their families. In the program's first six years, redeemed passes total over one million. The program also encourages the agencies to offer related school programs to fourth graders.

**National Park Service Recreational Fishing and Junior Ranger Angler:** The National Park Service's vast rivers, lakes, streams, and oceans provide exceptional opportunities for fishing and fishing-related activities in 213 park sites across the United States. In FY 2021, the National Park Service funded the addition of 257 fishing and boating activities on NPS waters to the Recreational Boating and Fishing Foundation's Take Me Fishing web maps. The National Park Service also supported the addition of 500 individual fishing resources to the National Park Trusts ParkPassport<sup>®</sup> mobile app. In FY 2022, the program is investing in a diverse set of partnerships in order to expand the program's reach into a broad cross-section of the population. The NPS will partner with the National Park Trust to extend fishing experiences to 400 Title I students and 200 college students with a focus on Historically Black Colleges and Universities. The NPS will also partner with National Park Trust and Blue Star Families to reach 100+ military families through recreational fishing. Environment for the Americas is hosting 23 interns at 19 park units across the country to provide fishing access and education programs while the National Park Foundation is partnering with Outdoor Afro and 50+ park units to offer fishing access and partnership programs for traditionally under-represented audiences.

#### **Youth Programs:**

The National Park Service Youth and Young Adult Programs encompass a full range of youth-oriented developmental programs and projects conducted in national park units. Through public-private partnerships with nonprofit youth serving organizations, the NPS Youth Programs provide employment, volunteer service and engagement opportunities for teenagers and young adults. Under the umbrella of the 21<sup>st</sup> Century Conservation Service Corps (21<sup>st</sup> CSC) the NPS engages 16-30-year-old Americans, including low-income and disadvantaged individuals and veterans in compensated positions to participate in natural and cultural conservation work projects that maintain park resources. Youth employment is a cost-effective method to preserve resources while providing the participants with developmental job skills, training, and education.

The NPS collaborates with education partners and youth organizations to create a pathway to employment with a focus on diversifying the NPS workforce. At least 10,000 youth each year are involved in a multi-year progression of experiences from engagement and education programs to internship and volunteer opportunities to employment. Partners include organizations such as service and conservation corps, community-based environmental and heritage organizations, and educational institutions. Youth programs also serve to provide recreational opportunities and an expansion of career choices to participants.

2021, there were 3,606 participant hires through youth serving partner organizations and 323 participants in the Youth Conservation Corps Program. The NPS YMCA partner program provides outdoor recreation, education, volunteer service and employment opportunities to youth. In FY 2021 the program had 7,485 participants including 3,142 children from economically disadvantaged backgrounds and 314 children from active-duty military families. In recent years, NPS Youth Programs have designed major national programs that support DOI priorities in the areas of creating a next generation conservation legacy, restoring trust with local communities, supporting infrastructure needs, and employing veterans.

- **The American Sign Language Conservation Corps Program:** The program provides opportunities to young adults who are deaf and/or hard of hearing. This demographic sector has unemployment rates as high as 80 percent. The participants work on 21 CSC projects focused on the deferred maintenance needs of the NPS. The NPS has developed projects with five service conservation corps and other partnerships with educational institutions across the Nation that serve the deaf and hard of hearing community.
- **The NPS Historically Black Colleges and Universities Internship Program (HBCUI):** The NPS HBCUI Program provides 47 internship opportunities to undergraduate and graduate students in natural and cultural resource conservation. More than 45 HBCU institutions were represented in the FY 2021 program year. This program also received considerable philanthropic support to match the Federal investment.
- **The Traditional Trades Apprenticeship Program (TTAP):** TTAP provides opportunities to veterans under 35 years of age and non-veteran young adults in the historic preservation vocational trades of carpentry and brick masonry. The participants work on 26-week project work assignments that assist with the restoration and preservation of historic structures in the NPS. The goal of this program is to place the participants in NPS maintenance positions or on the path to obtaining a good, union job.



- **The Indian Youth Service Corps:** Established through the John D. Dingell, Jr. Conservation, Management, and Recreation Act (P.L. 116-9). The newly established program enrolls participants between the ages of 16 and 30, and veterans aged 35 or younger, a majority of whom are Indian. The program supports Indian Tribes through agreements between Tribes and a conservation corps to carry out appropriate conservation projects on eligible service land. NPS in FY 2021 supported pilot Indian Youth Service Corps Program projects (IYSC) at the Grand Canyon (a native interpretation project) Wrangell-Saint Elias National Park and Preserve (cultural resource Ahtna Heritage immersion project), planning for FY 2022 TTAP IYSC projects at Zion National Park, Bandelier National Monument, and Casa Grande Ruins National Monument. The Indian Youth Service Corps Program Guidelines will be finalized in FY 2022.
- **The Latino Heritage Internship Program (LHIP):** The NPS LHIP provides 32 internship opportunities to undergraduate and graduate students in natural and cultural resource

conservation. These interns worked on a wide array of projects ranging from supporting the Washington Headquarters Office of Communications to cultural landscape projects with the Olmstead Center for Landscape Preservation to biology projects in the Grand Canyon.

**Subactivity:** Visitor Services  
**Program Component:** Commercial Services

---

**FY 2023 Program Activities**

---

The following are examples of planned FY 2023 Commercial Services activities:

- Concession contracting would continue to be managed proactively, including analyzing the appropriate rate of return to the Federal government and the leasehold surrender interest and component maintenance reserves associated with applicable new contracts.
- The NPS would continue to consider opportunities for new services and facilities updates where appropriate as part of prospectus development and during the term of concession contracts to ensure relevance of offerings for visitors.
- The NPS would continue to improve criteria and processes to assess concessioner performance in meeting contract requirements and achieving customer satisfaction.
- The Commercial Services Program plans to award new commercial services contracts as authorized under the Visitor Experience Improvements Authority contained in the National Park Service Centennial Act (P.L. 114-289), which allows the NPS to enter into other commercial visitor services arrangements such as management contracts, a model more common in the private sector hospitality industry.

---

**Justification of FY 2023 Program Changes**

---

The FY 2023 budget request for Commercial Services is \$11,766,000 and 78 FTE, a program change of \$302,000 and 0 FTE from the FY 2022 Continuing Resolution at an Annualized Rate.

**Baseline Capacity (+\$302,000 / 0 FTE)** – The 2023 budget includes important investments in programs needed to help strengthen America and be more competitive as the world continues to change. These investments include funding needed to maintain a strong, talented workforce. The funding reflects the incremental amount needed to cover the fixed costs associated with mission operations in FY 2022. This request in combination with the FY 2023 fixed costs amounts will allow the program to meet pay requirements without impacting program activities.

---

**Program Overview**

---

Visitor services are provided to visitors to national parks via a range of private-public partnerships such as concession contracts and commercial use authorizations, known collectively as commercial services. Some parks manage only one or two concessions contracts that provide for basic visitor services such as river rafting or guided climbing, while other parks oversee dozens of contracts providing for a wide range of services, such as accommodations, food and beverage operations, retail stores, marina operations, guided services and much more. Concessions contracts also vary widely, from a boat house operation that rents kayaks and equipment to the iconic park lodges that host tens of thousands of visitors a year. The NPS Commercial Services Program oversees these services and regulates organizations and businesses that use park resources for compensation, monetary gain, or benefit through concession contracts, commercial use authorizations, and leases in order to ensure visitors receive fair value for the goods or services provided and the Federal government receives a fair return from concessioners. Oversight of park facilities leases is also provided through the Commercial Services Program.

Commercial services in national parks have a long history—the Yellowstone Park Act of 1872 gave the Secretary of the Interior the authority to grant leases, privileges, and permits to private citizens and

corporations for operating commercial services on public lands. By 1916, concession operations existed in many national park areas. In 1965, the Concessions Policy Act, P.L. 89-249, established greater safeguards and controls on concessions operations and limited concession operations to those that are necessary and appropriate for public use and visitor enjoyment while consistent to the highest practicable degree in the preservation and conservation park areas and resources. The National Parks Omnibus Management Act of 1998, P.L. 105-391, established additional management requirements, emphasizing increased competition for concession contracts, reducing the number of concessioners eligible to receive a preferential right of contract renewal, replacing sound value possessory interest with leasehold surrender interest, and permitting franchise fees to be returned to the NPS.

The NPS manages almost 500 concession contracts, 6,500 commercial use authorizations (CUAs), and more than 175 leases with private sector operators to provide commercial visitor services. NPS has awarded more than 900 contracts since P.L. 105-391 was enacted, using standard contract language based on private sector practices. These contracts enhance visitor experiences and set the framework for consistent oversight of commercial visitor services. As required by P.L. 105-391, NPS uses external consultants to aid in the development of new prospectus documents for these contracts, and a legislatively mandated evaluation and selection process.

In order to implement the requirements of P.L. 105-391, regulations and policies are in place to guide agency operations to manage park concessions responsibly and make rational, well-informed decisions. NPS also provides guidelines to all concessioners on maintaining facilities and providing services that are safe, sanitary, attractive, and demonstrate sound management. Presently, there are more than 5,000 NPS assets assigned to concessioners, and NPS requires condition assessments and environmental management audits for all NPS concession-managed facilities and operations. These audits and assessments are conducted by contracted experts and aid NPS in determining environmental conditions as well as cyclic, preventative, and component renewal maintenance requirements and necessary capital investments, allowing for improvement of facility conditions and operations, and ultimately lowering Leasehold Surrender Interest liability.

The NPS requires both periodic and annual evaluations of each concession operation to guarantee adherence to contract requirements and established standards. In 2021, the NPS commercial services program continued to respond to challenges related with the COVID-19 pandemic, including offering deferred franchise fees and operational flexibilities. The NPS continued to expand on a COVID-19 Adaptive Operations Recovery Plan for concessioners, which established policy and procedures for parks and concessioners to flexibly respond to needs relating to COVID-19, including facility closures, as well as modified services and operational practices.

---

*At a Glance...**Commercial Services Management at Great Smoky Mountains National Park*

---

At Great Smoky Mountains National Park, visitors discover the ruggedness, magnitude, height, and scenic grandeur of the southern Appalachian Mountains, including 16 peaks over 6,000 feet and 70 miles of the Appalachian Trail. Visitors experience panoramic mountain vistas, rushing streams, grand forests, and the changing of the seasons from over 350 miles of scenic roadways and over 800 miles of trails that provide a pathway into the 500,000-acre backcountry.



In 2021 the park welcomed 14,161,548 visitors, which is the highest visitation on record and a 17 percent increase over 2020. Commercial services provided throughout the park include horseback, carriage, and hayrides; backpacking hikes; fishing tours; rustic cabins; bicycle rentals; food and beverage; retail, grocery, and camper supplies; and photography workshops.

---

<b>Activity:</b>	<b>Park Management</b>
<b>Subactivity:</b>	<b>Park Protection</b>

Park Protection (\$000)	2021 Actual	2022 CR at Annual Rate	Fixed Costs (+/-)	Internal Transfers (+/-)	Program Changes (+/-)	2023 Request	Change from 2022 CR (+/-)
Law Enforcement and Protection	349,866	349,866	+11,386	0	+39,569	400,821	+50,955
Health and Safety	37,373	37,373	+952	0	+5,069	43,394	+6,021
<b>Total Requirements</b>	<b>387,239</b>	<b>387,239</b>	<b>+12,338</b>	<b>0</b>	<b>+44,638</b>	<b>444,215</b>	<b>+56,976</b>
<i>Total FTE Requirements</i>	<i>2,357</i>	<i>2,377</i>	<i>0</i>	<i>0</i>	<i>+189</i>	<i>2,566</i>	<i>+189</i>

### Summary of FY 2023 Program Changes for Park Protection

Program Changes	(\$000)	FTE
• United States Park Police Workforce Capacity	+9,816	+72
• Baseline Capacity	+8,160	0
• Statue of Liberty NM Security Contract	+7,900	0
• Building Park Capacity	+6,506	+59
• Body-Worn Cameras	+4,100	+5
• Additional Responsibilities	+3,064	+23
• Law Enforcement Training	+2,205	0
• Establish Permanent Incident Management Team	+2,000	+13
• Advancing Racial Justice and Equity for Underserved Communities – New and Critical Responsibilities at Parks Preserving the Story of Underrepresented Communities	+1,680	+13
• Public Health Protection	+1,000	0
• Wellness and Resilience Program	+607	+4
• 2021 Presidential Inauguration	-2,400	0
<b>TOTAL Program Changes</b>	<b>+44,638</b>	<b>+189</b>

### Mission Overview

The Park Protection Subactivity supports the NPS mission by contributing to the protection and preservation of natural and cultural resources and ensuring visitors can safely enjoy and experience the national parks.

### Subactivity Overview

Park Protection plays a key role in serving the public interest through professional law enforcement, physical security, and emergency services that combine the best of the traditional Ranger and the modern public safety professional. These efforts include the preparation, response, and support of recovery efforts from public health emergencies, natural disasters and other impactful events.

**Subactivity:** Park Protection  
**Program Component:** Law Enforcement and Protection

### **FY 2023 Program Activities**

The following are examples of planned FY 2023 Law Enforcement and Protection activities:

- Continue to provide law enforcement and public safety resource protection services across parks that welcome millions of visitors annually.
- Continue to provide specialized United States Park Police (USPP) protection for national icons and the millions of visitors to NPS sites in San Francisco, New York, and Washington, D.C.
- Deter crimes, such as drug cultivation and trafficking, which cause degradation in wilderness and other areas, threatening endangered species, archeological sites, historical sites, and other unique and precious park resources.
- Ensure a safe environment for persons exercising their First Amendment rights and celebrating events of national significance.
- Contribute to border security, counter-drug operations, and emergency services.

### **Justification of FY 2023 Program Changes**

The FY 2023 budget request for the Law Enforcement and Protection program is \$400,821,000 and 2,334 FTE, a program change of +\$39,569,000 and +164 FTE from the FY 2022 Continuing Resolution at an Annualized Rate.

**United States Park Police Workforce Capacity (+\$9,816,000 / +72 FTE)** – Funding will support three recruit classes for the U.S. Park Police (USPP). Funding will help provide the necessary capacity for ensuring the protection of the millions of annual visitors of the metropolitan areas they safeguard. Funding would provide for salary and benefits for newly initiated officers along with the required equipment and communication tools.

**Statue of Liberty NM Security Contract (+\$7,900,000 / 0 FTE)** – Funding will provide discretionary appropriations to the Statue of Liberty NM for the contract at the Statue of Liberty that provides security screening for visitors who utilize the concession ferry boat to the island. This vital security need has been funded through concession franchise fees to date, but the loss of concession franchise fee revenue due to unpredictable events such as the COVID-19 pandemic have shown the vulnerability of using that funding source for permanent operations.

**Baseline Capacity (+\$7,520,000 / 0 FTE)** – The 2023 budget includes important investments in programs needed to help strengthen America and be more competitive as the world continues to change. These investments include funding needed to maintain a strong, talented workforce. The funding reflects the incremental amount needed to cover the fixed costs associated with mission operations in FY 2022. This request in combination with the FY 2023 fixed costs amounts will allow the program to meet pay requirements without impacting program activities.

**Building Park Capacity (+\$5,992,000 / +54 FTE)** – The budget proposes +\$30,800,000 and +275 FTE spread across multiple ONPS budget subactivities to strengthen all visitor-facing functions at over 250 park units that since FY 2010, lost critical capacity in Interpretation and Education, Park Protection, Facility Operations and Maintenance, Cultural Resources, and Park Support. Collectively, these park



units have lost ~22 percent of their staff capacity in these functions in the past decade from their peak in FY 2010 while visitation has grown by more than 40 million, or 15 percent in the same period. Despite a decrease in visitation due to the effects of the COVID-19 pandemic in 2020, the NPS has already seen visitation levels rebound and anticipates record breaking demand in the near future. In order to meet this demonstrated and anticipated demand, the FY 2023 budget proposes to restore approximately 10 percent of this lost capacity at an average FTE rate of \$112,000.

This increase will allow parks to strengthen their core operations, to expand successful programs, assess the impact of external forces on the park, hire additional staff from the local community, implement long-standing priorities, address deferred issues, improve the condition of all resources, offer increased programming for visitors or a number of other actions. The request also supports Administration, Secretarial and the NPS Director's priorities by building agency capacity from the ground up through a strong, talented workforce focused on delivering Interior's missions for the American people. The portion of this request dedicated to Law Enforcement and Protection is +\$5,992,000 and +54 FTE.

**Body-Worn Cameras (+\$4,100,000 / +5 FTE)** – Funding will support the timely replacement of Body-Worn Cameras (BWCs) for law enforcement rangers and U.S. Park Police (USPP) officers. Funding will also provide for video storage, onsite I.T. and engineering support, and resources for the standup of the program. This equipment is essential to promote accountability, transparency, and trust, and help to ensure the safety of both law enforcement officers and the communities served by the NPS. At this funding level, the NPS would have enough BWCs to equip all law enforcement rangers and USPP officers.

**Additional Responsibilities (+\$2,849,000 / +21 FTE)** – The budget proposes +\$9,753,000 and +82 FTE spread across multiple ONPS budget subactivities for additional responsibilities at parks and offices. Funding will support the continuing stand-up of operations at new parks, increased capacity for parks with expanded responsibilities and critical operational needs at a diverse set of parks. The portion of the request for Law Enforcement and Protection is \$2,849,000 and 21 FTE. Additional details on this request can be found in the Budget Overview section.

**Law Enforcement Training (+\$2,205,000 / 0 FTE)** – Funding will provide for additional basic training seats for the NPS Basic Law Enforcement and the Field Training Evaluation Training Programs. Funding will expand the Direct-to-FLETC (Federal Law Enforcement Training Center) program to enable a highly diverse cadre of recruits to be sent to FLETC. This funding will further transform and advance the NPS law enforcement program, providing a more comprehensive and sustainable approach that builds upon the pillars of Procedural Justice, instills fair and impartial policing practices, develops contemporary de-escalation skills, and increases the resilience of our workforce. These actions will significantly improve law enforcement training capacity to further support critical public safety responsibilities within the National Park System, which has seen an increase in law enforcement incidents.

**Advancing Racial Justice and Equity for Underserved Communities – New and Critical Responsibilities at Parks Preserving the Story of Underrepresented Communities (+\$1,587,000 / +12 FTE)** – The FY 2023 budget request includes a total of \$48,000,000 and +163 FTE for Advancing Racial Justice and Equity for Underserved Communities, with \$30,000,000 in the ONPS appropriation spread across multiple budget subactivities. Funding will enhance programming that preserves the stories of historically underserved, underrepresented, and marginalized groups. Funding will invest in key NPS sites that honor civil rights

leaders, commemorate struggles for equal opportunity, and protect the cultural heritage of underrepresented communities. Funding will also invest in dedicated NPS capacity to expand minority recruitment and outreach as well as interpret the stories of marginalized groups. The portion of the request for Law Enforcement and Protection is \$1,587,000 and 12 FTE. Additional details on this request can be found in the Budget Overview section.

**2021 Presidential Inauguration (-\$2,400,000 / 0 FTE)** - Non-recurring funding provided in FY 2021 and carried forward in the FY 2022 Continuing Resolution at an Annualized Rate, to support activities related to the 2021 Presidential Inaugural, is not required in FY 2023.

### **Program Overview**

---

The NPS is required to enforce all pertinent Federal laws and regulations within all park units. This is an integral component in keeping our natural and cultural resources unimpaired for future generations, providing the public the opportunity to enjoy the national park units in a safe manner, and providing employees a safe place of employment.

NPS law enforcement personnel perform a variety of functions, including protecting and preserving resources, park lands and areas with special protection designations, such as wilderness areas and Icon status; ensuring the safety of visitors and providing search and rescue and emergency medical services; managing large-scale incidents and developing emergencies, including structural fires and natural disasters, such as hurricanes; and providing a level of on-the-ground customer service that has long been the tradition of the National Park Service.

The NPS focuses on enforcement of Federal laws and regulations and the reduction of crimes in our national parks through a number of means, including employing community-oriented policing methods, proactive patrols, agent participation in interagency task forces, and by increasing the use of science and technology to target crime. Drug production, trafficking, and use on parklands are combated by focusing resources on counter-drug operations and promoting drug education and other community outreach programs. These proactive approaches, along with training and information gathering, enhance visitor and employee safety, resource protection, and homeland security.

### **Law Enforcement Operations**

Park law enforcement rangers provide critical services to ensure visitor and employee safety and security, protection of park resources, prevention of drug operations and other illegal activities in park areas, and apprehension of criminal violators. The United States Park Police (USPP) supports these efforts and provides law enforcement services to designated National Park Service sites in the metropolitan areas of Washington, D.C., New York City, and San Francisco. The USPP has primary law enforcement jurisdiction on approximately 135,000 acres of NPS land, patrolling areas with tens of millions of annual visitors, is responsible for traffic control on all NPS lands within its jurisdiction, and patrols five major parkways that serve as principal evacuation routes from Washington, D.C.

### **Border Security**

Law enforcement efforts are critical throughout the NPS, and enhanced physical security is required at parks located on the international borders. The NPS utilizes law enforcement park rangers and special agents, and collaborates with other Federal, State, and local law enforcement authorities and organizations

to assist in providing security and protection of park resources and ensuring visitor safety on park lands adjacent to international borders. Ongoing efforts at these parks include the following:

- Ranger patrols and surveillance of roads, trails, and backcountry areas.
- Short and long-term counter-smuggling and drug cultivation investigations and operations.
- Cooperation and coordination with the Department of Homeland Security, Customs and Border Protection, and other Federal, State, and local agencies involved with border security.

### **Counter-Drug Operations**

The National Park Service works diligently to ensure that all pertinent Federal laws and regulations are enforced within park units. This includes funding for national parks located along international borders to address problems such as drug trafficking that can threaten park lands and visitors. These efforts are an integral component in keeping our natural and cultural resources unimpaired for future generations, providing the public the opportunity to enjoy parks in a safe manner, and providing employees a safe place of employment. Through the utilization of law enforcement rangers and special agents, in collaboration with Federal, State, and local authorities, the NPS is actively engaged in visitor and resource protection efforts that include:

- Short and long-term counter-smuggling and drug cultivation investigations and operations.
- Ranger patrols and surveillance of roads, trails, and backcountry areas; and
- Cooperation and coordination with the Department of Homeland Security's Customs and Border Protection, and other Federal, State, and local agencies involved with border security.

Additionally, the NPS, in concert with the U.S. Forest Service, the Drug Enforcement Administration, and other Federal, State, and local partners, actively combats illegal drug operations in park areas. Through these efforts, the NPS supports Federal drug control priorities by reducing domestic drug production and availability.

### **Emergency Services**

The NPS provides emergency management, search and rescue capabilities throughout all fifty States and territories, and medical oversight and credentialing of over 2,000 emergency medical providers that render aid to thousands of visitors and employees. Emergency services are provided by park personnel who are engaged in various lifesaving and emergency management disciplines critical to ensuring the safety of visitors and staff. The NPS also provides medical services and currently collects fees for these services at ten units. Funds are deposited into the National Park Medical Services fund as offsetting collections and are made available without further appropriation. Additionally, the NPS supports Federal, Tribal, State, and local responses to natural disasters and emergencies, providing services within and beyond the boundaries of the NPS. Operational responsibilities also include emergency medical services, lifeguard activities, and search and rescue operations under the National Response Framework. Additionally, the NPS provides incident management operations, which include large scale emergency management planning efforts for a variety of special activities.

### **Resource and Environmental Protection**

The NPS actively manages natural and cultural resources in the National Park System to meet its statutory responsibility to preserve these resources unimpaired for future generations. Law enforcement personnel, including USPP, protect park resources through investigations, remote surveillance, improved security,

prosecution of suspects, and increased interagency cooperation. The NPS provides prevention and investigation efforts directed towards environmental crimes impacting resources, including USPP aviation support in detection efforts, and utilization of preventative educational programs for both park visitors and neighbors to combat the negative effects of human habitation. Preventive measures focus on educating visitors, particularly offenders, about the effects of inappropriate or illegal behavior on irreplaceable resources. Similarly, educating NPS employees about the impact of their work habits on the quality of resources provides effective preventive protection and helps employees recognize illegal activities.

### **National Icon Protection**

The USPP and other law enforcement rangers work to protect each of the park units, and enhanced physical security is required at national Icon parks such as the Statue of Liberty, Mount Rushmore, Independence Hall and the Liberty Bell, the Washington Monument, and the Lincoln and Jefferson Memorials, to address intrusions, vulnerabilities, and potential terrorist threats.

Since the terrorist attacks of September 11, 2001, the NPS has maintained a proactive anti-terrorism stance in providing protection and police services at national Icon parks. For example, the USPP provides security on the National Mall through a variety of measures, including visitor screening at the Washington Monument, deployment of permanent perimeter vehicle barriers, and anti-terrorism training for USPP officers, other NPS employees, and concessionaires.

### **Wilderness Protection**

Wilderness areas serve as a critical anchor for habitat conservation, clean air, and water repositories. Over 50 percent of the National Park System acreage is congressionally designated wilderness, and thus must be sufficiently protected and managed. Parks maintain wilderness character by patrolling wilderness areas; enforcing regulations; educating visitors on the importance of wilderness and wilderness protection; monitoring human impacts; conducting restoration projects; and employing condition monitoring techniques and research to ensure consistent wilderness resource protection and conservation. Policy and protection efforts consistent with the 1964 Wilderness Act are implemented to ensure these areas are sufficiently protected and held to the standard of care intended by Congress.

### **Illegal Trade and Poaching**

Natural and cultural resources are often threatened by human impacts and uses. Illegal activities such as poaching and illegal trade operations cause harm to and, in some cases, destruction of the resources for which the parks were established. Illegal trade operations, involving wildlife and plant parts taken from national park areas are significant. Wildlife and plants are taken illegally for different reasons, often for personal consumption or for the sale of wildlife body parts in local or international markets. The illegal killing and/or removal of wildlife from the parks, including several Federally listed threatened or endangered species, is suspected to be a factor in the decline of numerous species of wildlife and could cause the local extinction of many more if not properly addressed.

### **Archeological and Paleontological Crimes**

The NPS annually experiences hundreds of documented violations where archeological or paleontological resources are damaged or destroyed. Damage occurs at a variety of sites, including archeological sites, which include burials, tools, pottery, and baskets associated with historic and prehistoric subsistence and village sites, ceremonial sites, and shipwrecks and associated artifacts. The Archeological Resource

Protection Act (ARPA), the Antiquities Act, and the Native American Graves Protection and Repatriation Act (NAGPRA) provide a statutory basis for the protection of archeological sites and cultural resources in parks. Regular monitoring and law enforcement activities reduce and deter looting and devastation of the resources. Protection efforts at parks for ARPA activities have resulted in criminal prosecutions as well as increased site protection throughout the NPS. The NPS plans to continue these investigative efforts and will continue to support the training of investigative, resource protection, and archeological staff.

**Subactivity:** Park Protection  
**Program Component:** Health and Safety

### **FY 2023 Program Activities**

---

The following are examples of planned FY 2023 Health and Safety activities:

- Provide search and rescue, natural disaster, and critical incident and emergency response services.
- Reduce the incidence of preventable injuries and ensure a safe environment for park visitors; maintain a safe and productive workforce through risk management, training, and safe work practices.
- Improve and promote positive public health at parks by addressing issues such as food safety, water and wastewater treatment, and prevention, detection, and containment of zoonotic, vector-borne, and communicable diseases.
- Continue to ensure all NPS buildings meet fire and life safety codes and have appropriate fire protection systems.
- Ensure employees that respond to structure fires and other all-hazard incidents are properly trained, equipped, and certified.
- Collaborate with the Center for Disease Control and State health departments to better define disease transmission hazards in National Park System sites.

### **Justification of FY 2023 Program Changes**

---

The FY 2023 budget request for Health and Safety is \$43,394,000 and 232 FTE, a program change of +\$5,069,000 and +25 FTE from the FY 2022 Continuing Resolution at an Annualized Rate.

**Permanent Incident Management Team (+\$2,000,000 / +13 FTE)** – Funding will support a permanent incident management team (IMT) to address the ongoing and persistent incidents that continue to challenge the NPS. As the climate changes, natural disasters have increased in complexity, duration, size, and number in recent years. The current collateral duty-based model of team management utilized across Federal levels is not sustainable as it relies on personnel with other full-time responsibilities that prevent them from adequately managing teams for skills, knowledge, and experience necessary for professional response efforts. A standing IMT improves preparedness and response and allows for streamlined deployment of recovery teams and resources, sustainable rehabilitation of infrastructure and lands, enhanced accountability and efficiency for incident expenditures, and reduced timelines for reopening affected units for public access and commercial services.

**Public Health Protection (+\$1,000,000 / 0 FTE)** – Funding will increase the capacity of the Public Health program by expanding rapid COVID-19 testing to allow for mission critical inspection travel and ensure a strong public health presence to address continued COVID-19 needs and emerging public health issues related to climate change, in support of Executive Order 13994 – Ensuring a Data-Driven Response to COVID-19 and Future High-Consequence Public Health Threats. The NPS Office of Public Health will acquire new technology that will support virtual food safety and health inspections in park operating facilities, create and expand Healthy Parks Healthy People programming, and integrate health promotion into the NPS' new mobile application to optimize healthy park visitor experiences among diverse populations. This funding will also support work on the Biden-Harris Administration's COVID-19 Racial

and Ethnic Disparities Task Force by establishing a framework to provide for implementation of science-informed health promotion and health protection practices.

**Baseline Capacity (+\$640,000 / 0 FTE)** – The 2023 budget includes important investments in programs needed to help strengthen America and be more competitive as the world continues to change. These investments include funding needed to maintain a strong, talented workforce. The funding reflects the incremental amount needed to cover the fixed costs associated with mission operations in FY 2022. This request in combination with the FY 2023 fixed costs amounts will allow the program to meet pay requirements without impacting program activities.

**Wellness and Resilience Program (+\$607,000 / +4 FTE)** – The budget proposes funding to support the NPS Wellness and Resilience Program. Funding would support NPS efforts to embed wellness into daily operations and planning and enhance the overall well-being of employees. Among the efforts of the program would be the implementation of strategies across the Service to address resilience, stress management, suicide awareness, and other topics by way of prevention, intervention, and response.

**Building Park Capacity (+\$514,000 / +5 FTE)** – The budget proposes +\$30,800,000 and +275 FTE spread across multiple ONPS budget subactivities to strengthen all visitor-facing functions at over 250 park units that since FY 2010, lost critical capacity in Interpretation and Education, Park Protection, Facility Operations and Maintenance, Cultural Resources, and Park Support. Collectively, these park units have lost ~22 percent of their staff capacity in these functions in the past decade from their peak in FY 2010 while visitation has grown by more than 40 million, or 15 percent in the same period. Despite a decrease in visitation due to the effects of the COVID-19 pandemic in 2020, the NPS has already seen visitation levels rebound and anticipates record breaking demand in the near future. In order to meet this demonstrated and anticipated demand, the FY 2023 budget proposes to restore approximately 10 percent of this lost capacity at an average FTE rate of \$112,000.

This increase will allow parks to strengthen their core operations, to expand successful programs, assess the impact of external forces on the park, hire additional staff from the local community, implement long-standing priorities, address deferred issues, improve the condition of all resources, offer increased programming for visitors or a number of other actions. The request also supports Administration, Secretarial and the NPS Director's priorities by building agency capacity from the ground up through a strong, talented workforce focused on delivering Interior's missions for the American people. The portion of this request dedicated to Law Enforcement and Protection is +\$514,000 and +5 FTE.

**Additional Responsibilities (+\$215,000 / +2 FTE)** – The budget proposes +\$9,753,000 and +82 FTE spread across multiple ONPS budget subactivities for additional responsibilities at parks and offices. Funding will support the continuing stand-up of operations at new parks, increased capacity for parks with expanded responsibilities and critical operational needs at a diverse set of parks. The portion of the request for Health and Safety is \$215,000 and 2 FTE. Additional details on this request can be found in the Budget Overview section.

**Advancing Racial Justice and Equity for Underserved Communities – New and Critical Responsibilities at Parks Preserving the Story of Underrepresented Communities (+\$93,000 / +1 FTE)** – The FY 2023 budget request includes a total of \$48,000,000 and +163 FTE for Advancing Racial Justice and Equity for Underserved Communities, with \$30,000,000 in the ONPS appropriation spread

across multiple budget subactivities. Funding will enhance programming that preserves the stories of historically underserved, underrepresented, and marginalized groups. Funding will invest in key NPS sites that honor civil rights leaders, commemorate struggles for equal opportunity, and protect the cultural heritage of underrepresented communities. Funding will also invest in dedicated NPS capacity to expand minority recruitment and outreach as well as interpret the stories of marginalized groups. The portion of the request for Health and Safety is \$93,000 and 1 FTE. Additional details on this request can be found in the Budget Overview section.

### **Program Overview**

---

The NPS implements strategies to provide a safe and accident-free recreational and working environment for NPS visitors and employees. Servicewide efforts address visitor safety, search and rescue, critical incident response services, public health, occupational health and safety, aviation support activities, and structural fire prevention.

### **Critical Incident Response**

NPS emergency service operations are critical to protecting and responding to visitors, employees, and resources in distress throughout the system. Emergency services are provided by park personnel who are engaged in various lifesaving and emergency management disciplines. Operations include emergency medical services, search and rescue, lifeguard services, and incident management. Structural and wildland fire operations are provided, including prevention efforts and suppression activities. Aviation support is critical to furthering these efforts, as mission activities support search and rescue, law enforcement, backcountry patrol, wildland fire management, and natural resource management. These services are also often utilized beyond the boundaries of the NPS to assist in local and national disasters and emergencies.

### **Public Health**

The NPS promotes visitor and public health through NPS staff in parks and support by officers from the US Public Health Service (PHS), the uniformed service of the Department of Health and Human Services. The PHS has an almost century long tradition of service with the NPS. PHS officers serve as advisors and consultants on health-related issues associated with food, drinking water, wastewater, vector-borne and infectious diseases, emergency response, and backcountry operations. NPS staff and PHS officers also respond to public health emergencies such as the COVID-19 pandemic, and natural disasters such as Hurricanes Sandy and Katrina, and are involved in numerous ongoing health promotion and protection projects. The NPS also collaborates and partners with local, State, and other Federal health jurisdictions and public health protection activities and surveillance efforts have helped detect disease outbreaks, led to timely implementation of disease control measures, and decreased transmission.

### **Risk Management**

Visitor and employee safety is paramount for the NPS and thus, many risk management practices are instituted to provide effective visitor and occupational safety, and health and employee wellness efforts. NPS objectives include identification and management of risks to the visiting public, mitigation of operational risks to enhance mission effectiveness, the reduction of human error-related accidents, formulation of and compliance with safety and occupational health standards, and education and advocacy for a fit and healthy workforce.



<b>Activity:</b>	<b>Park Management</b>
<b>Subactivity:</b>	<b>Facility Operations &amp; Maintenance</b>

Facility Operations & Maintenance (\$000)	2021 Actual	2022 CR at Annual Rate	Fixed Costs (+/-)	Internal Transfers (+/-)	Program Changes (+/-)	2023 Request	Change from 2022 CR at Annual Rate (+/-)
Facility Operations	358,980	358,980	+9,385	0	+11,627	379,992	+21,012
Facility Maintenance	551,739	551,739	+4,723	0	+22,568	579,030	+27,291
<b>Total Requirements</b>	910,719	910,719	+14,108	0	+34,195	959,022	+48,303
<i>Total FTE Requirements</i>	<i>4,391</i>	<i>4,427</i>	<i>-</i>	<i>-</i>	<i>+156</i>	<i>4,583</i>	<i>+156</i>

### Summary of FY 2023 Program Changes for Facility Operations and Maintenance

<u>Program Changes</u>	<b>(\$000)</b>	<b>FTE</b>
• Baseline Capacity	+14,148	0
• Building Park Capacity	+11,845	+105
• Natural Resource Projects	+8,000	+8
• Additional Responsibilities	+2,388	+23
• Advancing Racial Justice and Equity for Underserved Communities - New and Critical Responsibilities at Parks Preserving the Story of Underrepresented Communities	+1,877	+20
• Increase Management and Policy Support for Climate Change Decision Making	+1,000	0
• DC Water and Sewer	-5,063	0
<b>TOTAL Program Changes</b>	<b>+34,195</b>	<b>+156</b>

### Mission Overview

The Facility Operations and Maintenance subactivity supports the National Park Service (NPS) mission by contributing to the protection and maintenance of natural and cultural resources, the knowledge and planning to manage those resources appropriately, and the modernization and renewal of employee and visitor facilities and infrastructure. The NPS is guardian of a world-renowned network of parks, monuments, and other special places with natural beauty, historical, or cultural significance. The bureau ensures that this vast system of land, waters, and assets remain accessible for all.

### Subactivity Overview

Facility Operations and Maintenance play key roles in fulfillment of the NPS mission, ensuring continued protection, preservation, serviceability, and use of park facilities and infrastructure and natural and cultural resources. The NPS maintains a diverse range of recreational, public use, historic and support facilities in dispersed locations and varied circumstances. These sites span time from prehistoric ruins into the 21st century and represent diverse cultures. All park units come with myriad resources, facilities, and features — including many that are unique to specific sites. Each site must be properly maintained to achieve management objectives and to protect government, partner and donated investments.

**Subactivity:** Facility Operations & Maintenance  
**Program Component:** Facility Operations

### **FY 2023 Program Activities**

---

The following are examples of planned FY 2023 Facility Operations activities:

- Perform maintenance of landscapes and trails (e.g., mowing, trimming, weeding, planting).
- Perform custodial and janitorial functions on in-use park facilities, including public restrooms.
- Prevent asset deterioration by performing pest management.
- Asset weatherization and seasonal activation and deactivation.
- Removing litter and debris to keep parks clean, promote responsible environmental stewardship, and mitigate hazards.

### **Justification of FY 2023 Programmatic Changes**

---

The FY 2023 budget request for the Facility Operations program is \$379,992,000 and 2,524 FTE, a program change of +11,627,000 and +74 FTE from the FY 2022 Continuing Resolution at an Annualized Rate.

**Baseline Capacity (+\$8,197,000 / 0 FTE)** – The 2023 budget includes important investments in programs needed to help strengthen America and be more competitive as the world continues to change. These investments include funding needed to maintain a strong, talented workforce. The funding reflects the incremental amount needed to cover the fixed costs associated with mission operations in FY 2022. This request in combination with the FY 2023 fixed costs amounts will allow the program to meet pay requirements without impacting program activities.

**Building Park Capacity (+\$6,885,000 / +61 FTE)** – The budget proposes +\$30,800,000 and +275 FTE spread across multiple ONPS budget subactivities to strengthen all critical functions at parks. Collectively, the NPS has lost more than 15 percent of its ONPS-funded capacity since FY 2010. Over the same period, 33 units have been added to the national park system, and visitation has grown by more than 40 million, or 15 percent. Despite a decrease in visitation due to the effects of the COVID-19 pandemic in 2020, the NPS has already seen visitation levels rebound and anticipates record breaking demand in the near future. In order to meet this demonstrated and anticipated demand, the FY 2023 budget proposes to restore approximately 10 percent of this lost capacity at an average FTE rate of \$112,000.

This increase will allow parks to strengthen their core operations, to expand successful programs, assess the impact of external forces on the park, hire additional staff from the local community, implement long-standing priorities, address deferred issues, improve the condition of all resources, offer increased programming for visitors or a number of other actions. The request also supports Administration, Secretarial and the NPS Director's priorities by building agency capacity from the ground up through a strong, talented workforce focused on delivering Interior's missions for the American people. The portion of this request dedicated to Facility Operations is +\$6,885,000 and +61 FTE.

**Additional Responsibilities (+\$1,024,000 / +8 FTE)** – The budget proposes +\$9,753,000 and +82 FTE spread across multiple ONPS budget subactivities for additional responsibilities at parks and offices. Funding will support the continuing stand-up of operations at new parks, increased capacity for parks with expanded responsibilities and critical operational needs at a diverse set of parks across 22 States and

the District of Columbia. The portion of the request for Facility Operations is \$1,024,000 and 8 FTE. Additional details on this request can be found in the Budget Overview section.

**Advancing Racial Justice and Equity for Underserved Communities - New and Critical Responsibilities at Parks Preserving the Story of Underrepresented Communities (+\$584,000 / +5 FTE)** – The FY 2023 budget request includes a total of \$48,000,000 and +163 FTE for Advancing Racial Justice and Equity for Underserved Communities, with \$30,000,000 in the ONPS appropriation spread across multiple budget subactivities. The funding will enhance programming that preserves the stories of historically underserved, underrepresented, and marginalized groups. Funding will invest in key NPS sites that honor civil rights leaders, commemorate struggles for equal opportunity, and protect the cultural heritage of underrepresented communities. Funding will also invest in dedicated NPS capacity to expand minority recruitment and outreach as well as interpret the stories of marginalized groups. The portion of the request for Facility Operations is +\$584,000 and +5 FTE. Additional details on this request can be found in the Budget Overview section.

**DC Water and Sewer (-\$5,063,000 / 0 FTE)** – In FY 2023, DC Water and Sewer funding will provide for costs associated with the NPS payment to the District of Columbia Water and Sewer Authority (DC Water). DC Water bills also include charges related to impervious surfaces, applied as the Clean Rivers Impervious Area Charge (CRIAC). Impervious surfaces such as roofs, roadways, parking lots, and paved plazas generate high amounts of runoff; such surfaces attached to Federal, commercial, and residential lands are major contributors to stormwater entering the District’s combined sewer system. The Clean Rivers Project established a Federal requirement that DC Water invest \$2.7 billion to reduce the discharge of excess sewer overflows into local waterways, and the CRIAC is how DC Water recovers those costs from its customers. All nonresidential customers are assessed based on the total amount of impervious surfaces on each lot, ensuring that runoff contributors are more equitably charged.

### **Program Overview**

---

Facility Operations activities support nearly all aspects of resource protection and visitor services, ensuring buildings, roads, trails, picnic areas, campgrounds, and other infrastructure are available for use by visitors and park personnel. The reliability of facility components is essential to efficient park operations, recreational access, visitor satisfaction, and health and safety. The Facility Operations function encompasses day-to-day activities that allow for the continued use of facilities and are conducted with employee and visitor safety as the primary goal. These activities in a park are separate from, but work in concert with the Facility Maintenance regimen, which is used to directly extend the life of the resource and provide long-range development and protection of facilities. The Facilities Operations function incorporates the planning, organizing, directing, and controlling of the day-to-day work activities. The two functions collaborate to ensure an efficient, effective, and comprehensive maintenance program.

Many parks operate much as a municipality might, performing waste removal, water and wastewater processing, landscape maintenance, and shared-space servicing. The mixture of these activities varies, depending on the park unit needs and the time of the year. Parks must consider the type, size, and scope of the required operational activities, and take into account seasonal fluctuations in those requirements.

Facility Operations funds also support central program management, such as core offices and staff for facilities program administration, oversight, planning, and reporting. It also provides staff for key safety

and compliance activities, such as accessibility. Federal laws and regulations require that all Federal buildings, facilities, programs, activities, and services are accessible to and usable by persons with disabilities. The NPS is committed to ensuring visitors with disabilities have access to the full range of opportunities and experiences available in the national parks, while maintaining consistency with other legal mandates for conservation and protection of resources. A national program provides support to parks to improve accessibility servicewide. During FY 2023, accessibility program support will focus on improving workforce competency around accessibility through staff and volunteer training.

**Subactivity:** Facility Operations & Maintenance  
**Program Component:** Facility Maintenance

---

**FY 2023 Program Activities**

---

The following are examples of FY 2023 Facility Maintenance activities:

- Perform all aspects of asset management on over 75,000 assets including trails, campgrounds, exhibits, utilities, historic structures, landscapes, housing, visitor centers, and other facilities that support the National Park Service mission.
- Direct project funding to the highest-priority facility maintenance and repair needs in the National Park Service to address the full complement of activities of a successful and effective facility lifecycle management program.

---

**Justification of FY 2023 Programmatic Changes**

---

The FY 2023 budget request for the Facility Maintenance program is \$579,030,000 and 2,059 FTE, a program change of +\$22,568,000 and +82 FTE from the FY 2022 Continuing Resolution at an Annualized Rate.

**Natural Resource Projects (+\$8,000,000 / 0 FTE)** – Funding will support natural resource projects that conduct site assessments and environmental compliance, complete baseline assessments, and address the backlog of NPS Contaminated Sites Inventory (500 sites). Cleanup and compliance efforts will improve impaired ecosystems and natural processes—providing local economic benefits, increasing site resiliency against the effects of climate change, and improving operational and environmental performance. Project funds will address some cleanup of highest priority sites, providing safe visitor access to these lands. Projects will prioritize sites that are adjacent to or near underserved, Tribal, or subsistence communities or that are vulnerable to sea level rise.

**Baseline Capacity (+\$5,951,000 / 0 FTE)** – The 2023 budget includes important investments in programs needed to help strengthen America and be more competitive as the world continues to change. These investments include funding needed to maintain a strong, talented workforce. The funding reflects the incremental amount needed to cover the fixed costs associated with mission operations in FY 2022. This request in combination with the FY 2023 fixed costs amounts will allow the program to meet pay requirements without impacting program activities.

**Building Park Capacity (+\$4,960,000/+44 FTE)** – The budget proposes +\$30,800,000 and +275 FTE spread across multiple ONPS budget subactivities to strengthen all critical functions at parks. Collectively, the NPS has lost more than 15 percent of its ONPS-funded capacity since FY 2010. Over the same period, 33 units have been added to the national park system, and visitation has grown by more than 40 million, or 15 percent. Despite a decrease in visitation due to the effects of the COVID-19 pandemic in 2020, the NPS has already seen visitation levels rebound and anticipates record breaking demand in the near future. In order to meet this demonstrated and anticipated demand, the FY 2023 budget proposes to restore approximately 10 percent of this lost capacity at an average FTE rate of \$112,000.

This increase will allow parks to strengthen their core operations, to expand successful programs, assess the impact of external forces on the park, hire additional staff from the local community, implement long-standing priorities, address deferred issues, improve the condition of all resources, offer increased

programming for visitors or a number of other actions. The request also supports Administration, Secretarial and the NPS Director's priorities by building agency capacity from the ground up through a strong, talented workforce focused on delivering Interior's missions for the American people. The portion of this request dedicated to Facility Maintenance is +\$4,960,000 and +44 FTE.

**Additional Responsibilities (+\$1,364,000 / +15 FTE)** – The budget proposes +\$9,753,000 and +82 FTE spread across multiple ONPS budget subactivities for additional responsibilities at parks and offices. Funding will support the continuing stand-up of operations at new parks, increased capacity for parks with expanded responsibilities and critical operational needs at a diverse set of parks across 22 States and the District of Columbia. The portion of the request for Facility Maintenance is \$1,364,000 and 15 FTE. Additional details on this request can be found in the Budget Overview section.

**Advancing Racial Justice and Equity for Underserved Communities - New and Critical Responsibilities at Parks Preserving the Story of Underrepresented Communities (+\$1,293,000 / +15 FTE)** – The FY 2023 budget request includes a total of \$48,000,000 and +163 FTE for Advancing Racial Justice and Equity for Underserved Communities, with \$30,000,000 in the ONPS appropriation spread across multiple budget subactivities. Funding will enhance programming that preserves the stories of historically underserved, underrepresented, and marginalized groups. Funding will invest in key NPS sites that honor civil rights leaders, commemorate struggles for equal opportunity, and protect the cultural heritage of underrepresented communities. Funding will also invest in dedicated NPS capacity to expand minority recruitment and outreach as well as interpret the stories of marginalized groups. The portion of the request for Program Component is \$1,293,000 and 15 FTE. Additional details on this request can be found in the Budget Overview section.

**Increase Management and Policy Support for Climate Change Decision Making (+\$1,000,000 / +8 FTE)** – Funding will build capacity for expertise in sustainable asset management, leveraging vulnerability assessments to develop strategies and standards for asset conservation and adaptation to the effects of climate change and extreme weather events, as well as managing and cleaning up contaminated sites. Capacity in these fields will help the NPS develop risk assessments, documentation protocols, and monitoring processes to support adaptation and protection of natural resources and other assets.

### **Program Overview**

---

Facility Maintenance activities support park operations by protecting natural and cultural resources and by ensuring visitor safety and satisfaction through maintenance of cultural resources, facilities, and infrastructure. While parks perform basic Facility Maintenance function activities, many of the activities under this function are larger than basic operational budgets can handle, fluctuate in need from year to year, or are specialized in nature. These larger or specialized requirements are often coordinated at the regional or national level, easing the specialized skills and oversight requirements at the parks. The NPS effectively accomplishes Facility Maintenance activities by assessing facility conditions, prioritizing work, and planning investments to ensure the most efficient use of limited resources. Early detection of potential problems prevents loss of assets and ensures that facilities are maintained at a level necessary to support the NPS mission. Facility Maintenance funding addresses routine and unplanned maintenance activities, complementing the day-to-day custodial work handled by the Facility Operations subactivity.

Routine maintenance that should occur on regular or recurring schedules is commonly referred to as cyclic maintenance. It includes preventive maintenance; normal repairs; replacement of parts and

structural components; periodic inspection, adjustment, lubrication, and cleaning (non-janitorial) of equipment; painting; resurfacing; and other activities that ensure continuing service of assets. Routine maintenance, when performed at scheduled intervals, reduces repair costs, increases equipment reliability, and extends asset lifecycles. Routine or scheduled maintenance is performed on capital assets such as buildings, roads, and fixed equipment to help them reach their originally anticipated life when performed at the scheduled intervals.

Repair/Rehabilitation projects address documented maintenance needs that could not be performed on schedule and have resulted in deteriorating facilities in need of repair and/or renewal, and support lifecycle investments to replace major components and systems of assets, or demolish and replace facilities, at the end of their useful life.

### **Facility Management Program Support**

The following programs provide administrative functions and oversight are provided through Facility Maintenance funding.

**1. Asset Management Program** – The purpose of the NPS Asset Management Program (AMP) is to provide for lifecycle management of the bureau’s facility portfolio. The AMP is focused on three primary objectives: knowing the inventory of constructed assets, understanding their condition and using that information to make wise investment decisions in compliance with Executive Order 13327, the 2016 Real Property Acts (the [Federal Property Management Reform Act](#) and the [Federal Assets Sale and Transfer Act](#)), and the Department of the Interior Asset Management Plan.

**2. Enterprise Facility Management Software System** –Parks use the Enterprise Facility Management Software System (eFMSS) to support the Asset Management Program by tracking the comprehensive asset inventory, asset status, and work order management. In addition to the centralized database for work order and asset tracking, the eFMSS includes over a dozen component applications to facilitate inventory reporting, project planning, work cost estimation, and data analysis. It also interfaces with accounting and financial systems. Parks and programs use this data to identify, track, prioritize, and manage facility maintenance needs. The broad scope includes work planning and programming, health and safety issue identification, legally mandated compliance, and long-range planning.

**3. Maintenance Project Planning** – This funds project planning, which includes project scoping and site assessments, identifying project needs, developing project scopes, and conducting project cost validation processes. It may also be used for project management activities, which includes architecture-engineering (A&E) firm management, construction oversight, and inspection. Beginning with the enactment of the FY 2022 budget, this funding also provides for facility condition assessments to gather important lifecycle inventory and deficiency data on critical infrastructure, facilities, and equipment at the asset level, data that is critical to building a project and executing maintenance on a facility.

**Use of Cost and Performance Information  
In the National Park System**

In September 2017, the National Park Service launched a multi-disciplinary effort to study and evaluate the programs and processes it uses to track and manage facility and maintenance information.

As a direct result of those studies, the NPS has adopted the parametric condition assessment (PCA) method to understand its portfolio's condition. The new process moves away from the traditional, detailed, and time-consuming condition assessment method, instead using rapid visual assessments to identify facility and maintenance needs. Parks can use parametric scoring results to understand high level condition needs and to identify focus areas for project development. Compared to the traditional condition assessments, the PCAs can be conducted more rapidly and require fewer resources, which will allow parks to gather or update data about their facility portfolios more frequently—including in the critical period that follows natural disasters or severe weather events, and provides a more complete and timely assessment of condition across the asset portfolio.

The NPS has adopted the PCA method for non-transportation assets. For Transportation assets, the NPS uses Federal Highway Administration (FHWA) assessments on roads and bridges to determine the repair. Using this process allows the NPS to consistently report repair backlog across the entire portfolio and to efficiently show changes in the repair backlog for assets as conditions change.



## Project and Major Maintenance Programs

The following are major project funds that are components of the Facility Maintenance subactivity.

### Major Maintenance Funding History (\$000)

Major Facility Maintenance Project Fund Sources	FY 2021 Actual	FY 2022 CR at Annual Rate	FY 2023 Request
Cyclic Maintenance	188,184	188,184	188,184
Repair and Rehabilitation	135,980	135,980	135,980

**1. Repair and Rehabilitation Program** – Repair and Rehabilitation is part of the servicewide asset management strategy that directs project funds to parks’ highest priority mission critical assets. The program provides funding for prioritized projects that focus on maintenance, recapitalization, alteration, replacement and divestiture activities. Repair and rehabilitation projects address large-scale, complex repair needs that arise on an infrequent or non-recurring basis where preventative maintenance is no longer sufficient to improve the condition of the facility or infrastructure. The projects are designed to restore or improve the condition of a facility or a component, thereby returning the facility to a cyclic schedule.

Typical large-scale projects may include campground and trail renewal, wastewater and water line replacement, or housing renewal. These projects also incorporate the Department of the Interior (DOI) commitment to sustainable construction practices, Architectural Barriers Act Accessibility Standards (ABAAS) and, the DOI’s Energy Management Program.



*Projects like this one at Yosemite National Park, to rehabilitate the roof and replace HVAC units at the El Portal Maintenance Complex are funded through the Repair and Rehabilitation program. The Maintenance Complex functions as the core administrative site for the park, and houses the facilities management, safety, volunteer, engineering, visitor protection, resources management, and park dispatch offices.*

Repair and rehabilitation typically funds projects with costs less than two million dollars; projects above this threshold are normally funded through the Line Item Construction or Legacy Restoration Fund program, and maintenance projects with a direct visitor connection may also be funded through recreation fee receipts. Many NPS transportation projects are funded through the Highway Trust Fund, reauthorized under the Infrastructure Investment and Job Act, P.L. 117-58.

**2. Cyclic Maintenance** – The Cyclic Maintenance Program is a central element of NPS efforts to curtail the growth of the maintenance backlog and promote asset lifecycle management. This program provides

funding for prioritized projects that focus on addressing maintenance and recapitalization activities. Cyclic Maintenance projects are routine in nature and help to ensure that assets and resources can meet their intended design lives and continue to perform efficiently.

Examples of common cyclic maintenance projects include road sealing, painting and roofing of buildings, brush removal from trails, sign repair and replacement, landscaping, repair of dock and marine facilities, and upgrades to electrical and security systems.

Cyclic maintenance for cultural resources can include projects, such as re-pointing masonry walls of historic and prehistoric structures, pruning historic plant material, stabilizing eroding archeological sites, and preventive conservation of museum objects. Artifact preservation and restoration gives visitors a physical connection to history and enriches a location's interpretation experience.



*Projects like this one at Lassen Volcanic National Park, to paint the exterior of eight historic structures in the Drakesbad Guest Ranch Historic District, are funded through the Cyclic Maintenance program. Initially homesteaded by Edward Drake in the 1880s, Drakesbad Guest Ranch continues to offer a rustic retreat experience.*

*At A Glance...**Discretionary Funding for Major Maintenance*

The National Parks and Public Land Legacy Restoration Fund (LRF) was established by the Great American Outdoors Act (P.L. 116-152). Among the LRF's primary benefits is its ability to fund large projects that would otherwise take several years to accomplish via the NPS's existing discretionary fund sources. Shifting this burden away from discretionary fund sources allows programs like Repair and Rehabilitation to continue addressing smaller or more immediate needs. Below are some examples of projects that will be accomplished through the Repair and Rehabilitation program in FY 2023.

Park	State	Project*
Appalachian National Scenic Trail	VA	Rehabilitate Five Trail Sections in Virginia Appalachian Trail Region
Arches National Park	UT	Reconstruct Retaining Wall at Headquarters Area to Prevent Storm Water Damage
Ozark National Scenic Riverways	MO	Replace Observation Deck and Construct ADA Accessible Sidewalk and Ramp to Historic Alley Mill
Weir Farm National Historic Site	CT	Repair Historic Arts Complex Dry Stone Walls
Cumberland Island National Seashore	GA	Rehabilitate Seacamp Ranger Station
Indiana Dunes National Lakeshore	IN	Provide Accessible Access to Lake View Visitor Use Area
Navajo National Monument	AZ	Replace Visitor Center Electrical System
Pictured Rocks National Lakeshore	MI	Replace Miners Falls Stair Structure and Viewing Platforms
Petroglyph National Monument	NM	Repair Escarpment Trail
Wind Cave National Park	SD	Replace Lift Station and Septic Tanks at Elk Mountain Campground
Ozark National Scenic Riverways	MO	Repair Eroded Trail Surfaces on Pedestrian and Horse Trails
San Juan National Historic Site	PR	Preserve Bastión de San Antonio Masonry
Vanderbilt Mansion National Historic Site	NY	Replace Water Supply System at Vanderbilt Mansion National Historic Site
Cumberland Island National Seashore	GA	Rehabilitate Seacamp Ranger Station

\*The Repair and Rehabilitation funds between 200-500 projects per year. The projects here only represent a small portion of the total work planned by NPS parks and regions that will be accomplished by this fund source.

**3. Environmental Management Program (EMP)** –The EMP oversees and maintains goals for contaminated site cleanup, environmental compliance, environmental management systems, sustainability, solid and hazardous waste management, energy and water management, and other environmental goals essential to the NPS mission. To achieve these goals, the EMP ensures compliance with the Agency Strategic Prioritization Framework and the exercise of the President's delegated contaminated sites cleanup and enforcement authorities under the Comprehensive Environmental Response, Compensation, and Liability Act (CERCLA) —often referred to as the Superfund statute. EMP activities include the pursuit of goals found in the National-Level Environmental Management System (EMS), which serves as the bureau's strategic plan related to environmental compliance and contaminated site cleanup matters. It also helps to work toward the goals of the Green Parks Plan, the bureau's strategy

for energy reduction and sustainability. In the field, the EMP provides funding for guidance and training to facilitate contaminated site cleanup and to ensure compliance with environmental regulations and Executive Orders, as well as facilitating the unit-level execution of EMP management objectives.

The EMP provides assistance and advice to NPS units, regions, programs, and interagency partners. EMP develops execution strategies for environmental and sustainability issues, as well as projects and programs based on best practices garnered from experience and research. The EMP includes subject matter experts and program managers related to environmental operations—including regulatory compliance, environmental cleanup, hazardous waste management, pollution prevention, and environmental assessments.

The NPS has over 500 contaminated sites in its inventory and estimates there is a total cleanup cost of roughly \$1.5 billion. The EMP program funding will complement funding provided to the Department of the Interior by the Bipartisan Infrastructure Law (P.L. 117-58). If made available to the NPS, that funding will help the NPS investigate and address environmental hazards at contaminated sites, restore their ecosystems, and reopen them for safe enjoyment by the visiting public.

The EMP's efforts have been highly successful, leading and performing essential activities to restore NPS lands impacted by contamination caused by external parties, including many CERCLA matters. In FY 2021, bureau efforts resulted in cost recoveries and work valued at over \$1.5 million. Since program inception in 1995, total recoveries and cost avoidance efforts exceed \$400 million. These recoveries directly benefit NPS lands and resources, restoring public access to thousands of acres of public lands.

As part of ongoing management of Agency practices and procedures, the EMP provided guidance and funding for 47 internal environmental compliance audits across the NPS in FY21. NPS-wide audits cost, on average, approximately \$1.3 million per year and reveal approximately 1,400 compliance findings per year. The EMP is the primary fund source for the findings' resolution. The annual cost of Environmental Compliance is a combination of the audit costs and the costs to resolve findings.

---

*At A Glance...**Environmental Cleanup and Reuse*

---



In the creation of Cuyahoga Valley National Park, the NPS acquired a significantly contaminated site known as the Krejci Dump in 1985. Following years of environmental investigation, cleanup, and enforcement efforts, the NPS completed site restoration in 2021. Through site enforcement efforts, the Federal government saved U.S. taxpayers approximately \$70 million.

---

**4. Emergency Management and Damage Program** – During a typical operating year, parks sustain damage to resources due to severe storms, floods, fires, hurricanes, earthquakes, and other emergencies. The NPS strives to ensure that facilities and infrastructure are repaired quickly to provide for safe, uninterrupted visitor use of facilities. This function is separate from the longer-term repairs or critical systems failure projects, which are more commonly funded by the Construction Appropriation’s Emergency and Unscheduled Projects subactivity.

<b>Activity:</b>	<b>Park Management</b>
<b>Subactivity:</b>	<b>Park Support</b>

<b>Park Support (\$000)</b>	<b>2021 Actual</b>	<b>2022 CR at Annual Rate</b>	<b>Fixed Costs (+/-)</b>	<b>Internal Transfers (+/-)</b>	<b>Program Changes (+/-)</b>	<b>2023 Request</b>	<b>Change from 2022 CR at Annual Rate (+/-)</b>
Management, Policy and Development	168,149	168,149	+5,507	0	+8,178	181,834	+13,685
Administrative Support	422,060	422,060	+11,827	+21	+20,400	454,308	+32,248
<b>Total Requirements</b>	<b>590,209</b>	<b>590,209</b>	<b>+17,334</b>	<b>+21</b>	<b>+28,578</b>	<b>636,142</b>	<b>+45,933</b>
<i>Total FTE Requirements</i>	<i>3,087</i>	<i>3,113</i>	<i>0</i>	<i>0</i>	<i>+99</i>	<i>3,212</i>	<i>+99</i>

### Summary of FY 2023 Program Changes for Park Support

<u>Program Changes</u>	<b>(\$000)</b>	<b>FTE</b>
• Baseline Capacity	+10,225	0
• Centralized Information Technology Costs	+6,017	0
• Advancing Racial Justice and Equity for Underserved Communities - Park Accessibility for Visitors and Employees (PAVE) Network	+5,000	+5
• Servicewide Bandwidth Enhancement	+4,635	0
• Advancing Racial Justice and Equity for Underserved Communities – New and Critical Responsibilities at Parks Preserving the Story of Underrepresented Communities	+3,804	+25
• Building Park Capacity	+2,912	+26
• Build Washington Support Office Capacity	+2,597	+16
• Additional Responsibilities	+1,966	+12
• NPS Mobile App	+1,787	+5
• Diversity, Inclusion and Compliance Initiative	+800	+6
• Board of Geographic Names	+450	+2
• Justice40 Program Coordination	+225	+1
• Human Resources Support	+160	+1
• GPS Modernization	-4,000	0
• Semiquincentennial Commission	-8,000	0
<b>TOTAL Program Changes</b>	<b>28,578</b>	<b>+99</b>

### Mission Overview

The Park Support sub activity contributes to the mission of the National Park Service by supporting all other functions, enabling the Service to protect, conserve, and restore natural and cultural resources; ensuring the Service possesses sound knowledge to inform the proper management of these resources;

collaborating with partners to achieve a wide variety of goals; and providing for the public enjoyment and visitor experience of parks.

### **Subactivity Overview**

---

The Park Support subactivity within Park Management includes administering, managing, and supporting the operations of park units throughout the United States. In addition, Park Support encompasses a number of internal administrative programs, such as personnel, finance, procurement, data processing and communications, and other services that provide necessary support functions. The management and administrative functions funded in the ONPS appropriation also provide management and administrative support to programs supported by other NPS appropriations.

### **Management, Policy and Development Program**

The programs within the Management, Policy and Development functions establish operating guidelines and objectives, coordinate with other public and private organizations, efficiently manage staff and funds, and ensure compliance with statutes, Departmental directives, and regulations affecting the operation of the national park system. Efficiency and effectiveness are enhanced by coordinating park operations between various units and programs throughout the System, as well as setting policy and ensuring necessary compliance with legislation and regulations. The function also includes funding for the park superintendents who are responsible for managing the individual units of the national park system.

### **Administrative Support Program**

The programs encompassed in Administrative Support are vitally important to running a more efficient and effective national park system. The programs provide support functions required for complex operations in a dispersed organization, including financial and budget administration; personnel recruitment, staffing, and employee relations; formal contracting and small purchases; property management; management of information technology; and other related activities.

**Subactivity:** Park Support  
**Program Component:** Management, Policy, and Development

### **FY 2023 Program Activities**

The following are examples of planned FY 2023 Management, Policy, and Development activities:

- Provide consistent policy guidance and oversight to the 423 parks, 64 National Wild and Scenic Rivers, 23 National Scenic and Historic Trails and the several other programs falling under the NPS's purview.
- Provide competency-based learning opportunities in all career fields to engage employees in continuous learning for professional organizational effectiveness.
- Ensure achievable and sustainable partnerships by providing servicewide policy guidance and oversight of donation and fundraising activities, reviewing fundraising feasibility studies, plans and agreements, and developing and conducting training to increase the Service's capacity to foster partnerships and philanthropic stewardship.

### **Justification of FY 2023 Program Changes**

The FY 2023 budget request for Management, Policy and Development is \$181,834,000 and 887 FTE, a program change of +\$8,178,000 and +62 FTE from the FY 2022 Continuing Resolution at an Annualized Rate.

**Advancing Racial Justice and Equity for Underserved Communities - Park Accessibility for Visitors and Employees (PAVE) Network (+\$5,000,000 / +5 FTE)** – The FY 2023 request includes funding to implement a “network” model of providing support to parks to improve accessibility. Members of this network will come from different parts of the Service and the disability community and will inform and direct national level coordination, policy, guidance, and oversight. This funding request would provide technical assistance and training from both internal resources as well as directly from disability organizations for parks to develop their own capacity around all types of accessibility for visitors and employees. The network approach would be program-driven, placing the impetus for inclusion at the forefront of each and every program initiative, project, and decision made in the NPS. Projects include facility access, supporting compliance with section 508, accessible programming, recreational experiences, and technology that meets the needs of visitors with a broad range of abilities in every format. By forming this all-inclusive network, the NPS will continue to build a culture that puts accessibility on equal footing with other important facility and programmatic accomplishments, complying with existing Federal laws, and ensuring equal opportunity for all demographics.

**Advancing Racial Justice and Equity for Underserved Communities – New and Critical Responsibilities at Parks Preserving the Story of Underrepresented Communities (+\$2,944,000 / +20 FTE)** – The FY 2023 budget request includes a total of \$48,000,000 and +163 FTE for Advancing Racial Justice and Equity for Underserved Communities, with \$30,000,000 in the ONPS appropriation spread across multiple budget subactivities. The funding will enhance programming that preserves the stories of historically underserved, underrepresented and marginalized groups. Funding will invest in key NPS sites that honor civil rights leaders, commemorate struggles for equal opportunity, and protect the cultural heritage of underrepresented communities. Funding will also invest in dedicated NPS capacity to expand minority recruitment and outreach, interpret the stories of marginalized groups, and support



dedicated capacity to strengthen the nation-to-nation relationship with Tribal nations. The portion of the request for Management, Policy and Development is +\$2,944,000 and +20 FTE. Additional details on this request can be found in the Budget Overview section.

**Baseline Capacity (+\$2,719,000 / 0 FTE)** – The 2023 budget includes important investments in programs needed to help strengthen America and be more competitive as the world continues to change. These investments include funding needed to maintain a strong, talented workforce. The funding reflects the incremental amount needed to cover the fixed costs associated with mission operations in FY 2022. This request in combination with the FY 2023 fixed costs amounts will allow the program to meet pay requirements without impacting program activities.

**Building Washington Support Office Capacity (+\$2,597,000 / +16 FTE)** – Building Washington Support Office Capacity (+\$2,597,000 / +16 FTE) – Funding will support key headquarters offices that lost capacity over the past decade, including the Offices of Communications, Policy, Legislative Affairs and Information Resources. It will ensure continued support for the Bevinetto Fellow program, which provides for a two-year long leadership training and development program for two NPS employees per year for fellows to spend firsthand experience in the NPS legislative affairs office and a year working as professional staff for a Member of Congress or a congressional committee. Funding will also support additional capacity within the Office of Policy and will allow NPS to achieve greater transparency through increased capacity to respond to Freedom of Information Act (FOIA) requests and records management, to include proactive disclosures of information on the NPS website. This will provide the public with information that demonstrates the integrity of NPS decision-making in implementing the priorities of the Administration.

**Additional Responsibilities (+\$1,357,000 / +8 FTE)** – The budget proposes +\$9,753,000 and +82 FTE spread across multiple ONPS budget subactivities for additional responsibilities at parks and offices. Funding will support the continuing stand-up of operations at new parks, increased capacity for parks with expanded responsibilities and critical operational needs at a diverse set of parks. The portion of the request for Management, Policy and Development is \$1,357,000 and 8 FTE. Additional details on this request can be found in the Budget Overview section.

**Diversity, Equity, Inclusion, and Accessibility Initiative (+\$800,000 / +6 FTE)** – This increase is part of a Departmentwide Diversity, Equity, Inclusion, and Accessibility initiative to address identified high priority needs in support of Executive Order 13985, Advancing Racial Equity and Support for Underserved Communities through the Federal Government, and Executive Order 13988, Preventing and Combatting Discrimination on the Basis of Gender Identity and Sexual Orientation. As part of this initiative, the Department, bureaus and offices will jointly conduct a review of the Diversity, Inclusion and Compliance program across Interior to identify gaps, challenges, best practices and examine Department and bureau/office roles, responsibilities and governance.

**Building Park Capacity (+\$761,000 / +7 FTE)** – The budget proposes +\$30,800,000 and +275 FTE spread across multiple ONPS budget subactivities to strengthen all critical functions at parks. Collectively, the NPS has lost more than 15 percent of its ONPS-funded capacity since FY 2010. Over the same period, 33 units have been added to the national park system, and visitation has grown by more than 40 million, or 15 percent. Despite a decrease in visitation due to the effects of the COVID-19 pandemic in 2020, the NPS has already seen visitation levels rebound and anticipates record breaking demand in the

near future. In order to meet this demonstrated and anticipated demand, the FY 2023 budget proposes to restore approximately 10 percent of this lost capacity at an average FTE rate of \$112,000.

This increase will allow parks to strengthen their core operations, to expand successful programs, assess the impact of external forces on the park, hire additional staff from the local community, implement long-standing priorities, address deferred issues, improve the condition of all resources, offer increased programming for visitors or a number of other actions. The request also supports Administration, Secretarial and the NPS Director's priorities by building agency capacity from the ground up through a strong, talented workforce focused on delivering Interior's missions for the American people. The portion of this request dedicated to Management, Policy and Development is +\$761,000 and +7 FTE.

**Semiquincentennial Commission (-\$8,000,000 / 0 FTE)** – In FY 2023, the Commission will continue to coordinate for the observance and commemoration of the 250th anniversary of the founding of the United States and related events through local, State, national, and international activities planned encouraged, and developed by a national commission representative of appropriate public and private authorities and organizations. The Commission continues to receive financial support from private donors and can request direct appropriations from Congress.

### **Program Overview**

---


The programs within the Management, Policy, and Development function administer and provide oversight to park units throughout the United States, as well as the numerous other programs under the purview of the NPS. The programs establish operating guidelines and objectives, coordinate with other public and private organizations, efficiently manage staff and funds, and ensure compliance with laws, Departmental directives, and regulations affecting the operation of the park, river and trail systems. Efficiency and effectiveness are enhanced by coordinating operations between various units and programs throughout the System. The function also includes the funding for park superintendents who are responsible for managing the individual units.

### **Management of the National Park Service**

The scope of the Service's responsibilities extends beyond management of the park, river and trail systems; senior management at central offices also provide coordinated oversight and guidance to programs such as the National Register of Historic Places, Federal Lands to Parks, National Heritage Areas and numerous grant programs.

### **Legislative and Congressional Affairs**

The legislative program of the National Park Service responds to the individual legislative needs of park units, develops legislation that provides servicewide authorities, and monitors all legislative and congressional matters that impact the NPS.

*At a Glance...****Bevinetto Congressional Fellowship Program***

The Bevinetto Congressional Fellowship Program is a two-year leadership training and development program that provides mid-career NPS professionals the opportunity to learn how Congress operates and to see Congressional/NPS interactions first-hand. The fellowship provides unique insight into Congress' role in the evolution and development of the NPS. Selectees gain experience drafting or reviewing proposed legislation, assisting in the development and implementation of the NPS legislative affairs program.

Eligibility is restricted to mid-career NPS professionals in order to provide a powerful career building opportunity for candidates with a record of exemplary service and commitment to the NPS. At the end of the two-year program, fellows obtain new positions within the NPS where they can apply their new skills. Many former Bevinetto Fellows have gone on to hold significant

leadership positions, such as superintendents, deputy superintendents, and program managers.

**Servicewide Learning and Development**

The servicewide program provides competency-based learning opportunities in all career fields and engages employees in continuous learning for professional organizational effectiveness. These programs are delivered to employees using traditional classroom-based and blended instruction, instructional webinars, and computer-based programs, originating from three training centers. Providing distance delivery of programs reduces travel costs for participating employees. Major initiatives include the NPS Fundamentals Program, the New Supervisor Development Program, the New Division Chief Leadership Development Program, the New Superintendents Academy, the Generating Organizational Advancement and Leadership Program, and the Career Academy. The programs maintain partnerships with a variety of partners to assist with several of these initiatives; program support is also provided through an agreement with the U.S. Fish and Wildlife Service's National Conservation Training Center.

**Policy**

The Office of Policy guides the Service through analysis, review, and communication of servicewide policies such as Executive Orders, Directors Orders, and Management Policies. The regions, parks, and programs form management decisions based on NPS policies.

**Communications and Public Affairs**

The NPS delivers information to explain its policies and stewardship responsibilities and to highlight the opportunities parks and community programs make available to all Americans. Park, program, regional, and national communications activities include writing and issuing news releases, answering questions from the media, producing multimedia and digital communications, creating and maintaining websites, reaching people through social media, fulfilling Freedom of Information Act requests, and celebrating and commemorating important American events.

**Partnerships**

The NPS cooperates with partners to extend the benefits of natural and cultural resource conservation and outdoor recreation throughout this country and the world. By working collaboratively to identify and achieve mutual goals, the capacity to serve the public is increased. NPS partners include other governmental entities at the Federal, Tribal, State, local and international levels, nonprofit organizations, business, academic institutions, and individuals. The NPS collaborates with 70 cooperating associations and 215 friends groups. The NPS also monitors ongoing Urban Park (UPARR) requirements.

**Park Management**

Park managers provide on-the-ground leadership and direction at each park unit, ensuring that the mission of the NPS and the individual units are carried out efficiently and effectively. Park management requires the successful integration of diverse programs such as natural and cultural resources management, visitor and resource protection, interpretation, commercial services, partnership management, and administration into a cohesive organization that successfully protects and preserves the resource while providing for visitor enjoyment and education.

**Subactivity:** Park Support  
**Program Component:** Administrative Support

---

**FY 2023 Program Activities**

---

The following are examples of planned FY 2023 Administrative Support activities:

- Provide the budget formulation and execution, accounting services, property and space management, and business management tools to support the operation of the NPS.
- Use best business practices to provide the NPS community and the public with usable information, cost-effective technology, and services that are customer driven, results-oriented, secure, and universally accessible.
- Continue to work with DOI to consolidate servers, data centers, and help desk functions.
- Continue to provide training to all employees and supervisors to avoid sexual harassment and hostile work environment.
- Continue the development, refinement, successful operation, and promotion of the new NPS mobile app.

---

**Justification of FY 2023 Program Changes**

---

The FY 2023 budget request for Administrative Support is \$454,308,000 and 2,325 FTE, a program change of +\$20,400,000 and +37 FTE from the FY 2022 Continuing Resolution at an Annualized Rate.

**Baseline Capacity (+\$7,506,000 / 0 FTE)** – The 2023 budget includes important investments in programs needed to help strengthen America and be more competitive as the world continues to change. These investments include funding needed to maintain a strong, talented workforce. The funding reflects the incremental amount needed to cover the fixed costs associated with mission operations in FY 2022. This request in combination with the FY 2023 fixed costs amounts will allow the program to meet pay requirements without impacting program activities.

**Centralized Information Technology Costs (+\$6,017,000 / 0 FTE)** – Funding will be directed to charges billed to the NPS to operate servicewide IT systems including centralized software license purchase and portions of the financial and property systems, per latest cost estimates. This request includes an increase to the Interior Incident Management Analysis and Reporting System (IMARS) resulting from a direct working capital fund forecast.

**Increase Servicewide Bandwidth (+\$4,635,000 / 0 FTE)** – Funding supports the Departmental priority of building agency capacity through modernizing central systems, and specifically an NPS effort to make incremental improvement to its bandwidth and network capacity. There are over 1,150 Wide Area Networks across the NPS that connect units and offices to the Department and bureau data systems, networks, and internet. Approximately 39 percent of those connections range from 1.5 Megabits per second (Mbps) to 4.5 Mbps – far below the average U.S. household bandwidth of 52-135Mbps. This increase provides funding for additional circuit costs and ongoing hardware upgrades necessary to ensure NPS networks can best utilize the improved connections to deliver better and more reliable internet to visitors and employees alike in rural parks and underserved areas. A related increase in the Construction Appropriation focuses specifically on installing “last-mile” connections and other necessary infrastructure

improvements. This funding directly contributes to Presidential Executive Order 13985, Advancing Racial Equity and Support for Underserved Communities Through the Federal Government.

**Building Park Capacity (+\$2,151,000 / +19 FTE)** – The budget proposes +\$30,800,000 and +275 FTE spread across multiple ONPS budget subactivities to strengthen all critical functions at parks.

Collectively, the NPS has lost more than 15 percent of its ONPS-funded capacity since FY 2010. Over the same period, 33 units have been added to the national park system, and visitation has grown by more than 40 million, or 15 percent. Despite a decrease in visitation due to the effects of the COVID-19 pandemic in 2020, the NPS has already seen visitation levels rebound and anticipates record breaking demand in the near future. In order to meet this demonstrated and anticipated demand, the FY 2023 budget proposes to restore approximately 10 percent of this lost capacity at an average FTE rate of \$112,000.

This increase will allow parks to strengthen their core operations, to expand successful programs, assess the impact of external forces on the park, hire additional staff from the local community, implement long-standing priorities, address deferred issues, improve the condition of all resources, offer increased programming for visitors or a number of other actions. The request also supports Administration, Secretarial and the NPS Director's priorities by building agency capacity from the ground up through a strong, talented workforce focused on delivering Interior's missions for the American people. The portion of this request dedicated to Administrative Support is +\$2,151,000 and +19 FTE.

**NPS Mobile App Development (+\$1,787,000 / +5 FTE)** - Funding will support the ongoing development and implementation of citizen facing app features, such as the ability to customize trip itineraries, plan hiking routes, make reservations, register for notifications and alerts, store virtual copies of permits and passes, and access mapping services. Additionally, this funding provides capacity to plan for new features, enhance back-end development, perform project oversight and continuous monitoring, conduct periodic data analysis, purchase the necessary licensing and hosting of the technical solutions, and train and coordinate all NPS web authors and content writers for national level content. In FY 2021, the NPS successfully launched a national mobile app that serves visitors at all 423 park units with basic trip planning functionality. Current funding levels allow the NPS to maintain and make minor updates to the mobile app.

**Advancing Racial Justice and Equity for Underserved Communities – New and Critical Responsibilities at Parks Preserving the Story of Underrepresented Communities (+\$860,000 / +5 FTE)** – The FY 2023 budget request includes a total of \$48,000,000 and +163 FTE for Advancing Racial Justice and Equity for Underserved Communities, with \$30,000,000 in the ONPS appropriation spread across multiple budget subactivities. Funding will invest in key NPS sites that honor civil rights leaders, commemorate struggles for equal opportunity, and protect the cultural heritage of underrepresented communities. Funding will also invest in dedicated NPS capacity to expand minority recruitment and outreach as well as interpret the stories of marginalized groups. The portion of the request for Program Component is \$860,000 and 5 FTE Additional details on this request can be found in the Budget Overview section.

**Board of Geographic Names (+\$450,000 / +2 FTE)** – On November 19<sup>th</sup>, 2021, the Secretary of the Interior signed Secretarial Order 3405 directing the establishment of a Federal Advisory Committee – The Advisory Committee on Reconciliation in Place Names – to be administered by the National Park Service. This funding will provide the necessary FTE and material capacity to execute the mission of the

committee. The committee is tasked with establishing a process, including working with stakeholders and partners such as Tribal governments, States, land managers, and the public, to solicit, encourage, and assist in making proposals and recommendations to the Secretary on changes to existing Federal lands and its features that that may be considered derogatory.

**Additional Responsibilities (+\$609,000 / +4 FTE)** – The budget proposes +\$9,753,000 and +82 FTE spread across multiple ONPS budget subactivities for additional responsibilities at parks and offices. Funding will support the continuing stand-up of operations at new parks, increased capacity for parks with expanded responsibilities and critical operational needs at a diverse set of parks across 22 States and the District of Columbia. The portion of the request for Administrative Support is \$609,000 and 4 FTE. Additional details on this request can be found in the Budget Overview section.

**Justice40 Initiative Coordination (+\$225,000 / +1 FTE)** – This funding will provide for the hire of a servicewide Justice40 coordinator to implement the President’s vision as outlined by section 223 of Executive Order 14008 and further detailed by Office of Management and Budget interim guidance. The Justice40 Initiative requires agencies to identify programs that provide investments that flow to disadvantaged communities. As part of this effort, the NPS Justice40 Coordinator will quantify the benefits of Justice40 covered programs, demonstrate how these programs distribute benefits, and develop a methodology of how to calculate and report on methodologies for maximizing the benefits to those communities in the future.

**Human Resources Support (+160,000 / 1 FTE)** – Funding will support additional support for human resources recruitment and hiring efforts, including new tools and capabilities that are needed to effectively support mission needs. Such tools include talent teams to improved hiring assessment tools and processes, OPM and agency specific hiring actions and shared certificates to maximize selections and return on investment from rigorous assessments, and strengthening intern hiring through talent pipelines, planned improvements to paid internship programs, and longer-term goals for improving internship programs through use of available appointment authorities.

**GPS Modernization (-\$4,000,000 / 0 FTE)** - The FY 2023 budget does not request funding for Global Positioning System (GPS) modernization. The replacement of GPS data collection devices used for facilities planning, lands administration, and visitor safety will continue as needed through existing operating accounts.

### **Program Overview**

---

The programs encompassed in Administrative Support are important to running an efficient and effective national park system. The programs provide support functions required for complex operations in a dispersed organization, including financial and budget administration; personnel recruitment, staffing, and employee relations; formal contracting and small purchases; property management; management of information technology; and other related activities.

### **Budget, Financial Management, and Strategic Planning**

The budget and financial management function of the NPS provides for the budget formulation, budget execution, accounting, property, space management, and business tools to manage the finances of the National Park Service. In addition to the preparation of the annual budget, monitoring of financial plans and expenditures, ensuring fiscal accountability and proper use of financial resources, and financial

administrative services and reporting, the function supports programmatic risk assessment and internal control reviews and analysis of financial and operational needs and performance at the park, region, and servicewide levels through management accountability and strategic planning efforts and the Business Plan Internship program. Also supported are the management of leased facilities, motor vehicles, and central supply property management.

**Information Resources**

The Information Resources Management program ensures NPS meets the Administration goals for improving the effectiveness of the existing technology infrastructure and moving new services to enterprise cloud initiatives. In addition to the enterprise cloud initiatives, Information Resources is participating in the Department's category management, and tackling cybersecurity by aggressively heightening the importance of continuous secure management and monitoring of the cyber environment. Additional efforts include reducing the number of data centers, consolidating administrative systems and streamlining electronic records management to ultimately improve service to the public and NPS partners. The National Park Service website, [www.nps.gov](http://www.nps.gov), receives about 490 million page views and 90 million users annually.

**Procurement and Contracting**

The NPS manages its procurement and contracting functions through centralized Major Acquisition Buying Offices, or MABOs. The contracting program is also responsible for ensuring that procurement dollars are obligated to small business, disadvantaged, women-owned, and veteran-owned businesses. NPS continues to implement the centralization of the Major Acquisition Buying Offices (MABO) model. Centralized MABOs support a leveling of acquisition workload across the Service and a more effective and efficient application of the acquisition functions.

**Workforce and Inclusion**

Critical workforce issues such as creating a culturally diverse and inclusive workforce, recruitment, staffing, work/life initiatives, employee relations, retention, employee development, equal opportunity, and succession planning have an impact on every NPS park, program and employee. The NPS continues to implement a plan designed to improve employee engagement and satisfaction by transforming the delivery of human resources services and focusing on building the organization's capacity to better serve its customers by growing the vitality, productivity, and professionalism of its Human Resources community; and developing more effective servicewide Learning and Development programs targeted at growing both future leaders and technical experts. NPS continues to refine the centralization and shared service support model for the Servicing Human Resource Offices (SHROs) to improve service delivery and overall efficiency.



**Activity: External Administrative Costs**

External Administrative Costs (\$000)	2021 Actual	2022 CR at Annual Rate	Fixed Costs (+/-)	Internal Transfers (+/-)	Program Changes (+/-)	2023 Request	Change from 2022 CR (+/-)
Employee Compensation Payments	21,029	21,029	-568	0	-1,084	19,377	-1,652
Unemployment Compensation Payments	17,962	17,962	0	0	+180	18,142	+180
Centralized Information Technology Costs	7,945	7,945	0	0	+2,000	9,945	+2,000
Telecommunications	9,220	9,220	0	0	0	9,220	0
Postage	2,861	2,861	0	0	0	2,861	0
Space Rental	79,343	79,343	+4,240	-21	+10,896	94,458	+15,115
Departmental Program Charges	57,603	57,603	+2,674	0	+3,353	63,630	+6,027
<b>Total Requirements</b>	<b>195,963</b>	<b>195,963</b>	<b>+6,346</b>	<b>-21</b>	<b>+15,345</b>	<b>217,633</b>	<b>+21,670</b>
<i>Total FTE Requirements</i>	<i>0</i>	<i>0</i>	<i>0</i>	<i>0</i>	<i>0</i>	<i>0</i>	<i>0</i>

**Activity Overview**

The External Administrative Costs activity includes funding support necessary to provide and maintain services that represent key administrative support functions where costs are largely determined by organizations outside the National Park Service and funding requirements are less flexible. The requirements for these services are mandated in accordance with applicable laws. To ensure the efficient performance of the National Park Service, these costs are most effectively managed on a centralized basis.

**FY 2023 Program Overview and Changes****Employee Compensation Payments (-\$1,652,000)**

Funding allows for financial compensation to NPS employees in the event of a job-related injury. The NPS makes payments to the Employees' Compensation Fund at the Employment Standards Administration, within the Department of Labor, for compensation claims awarded to NPS employees during the previous fiscal year.

**Unemployment Compensation Payments: (+\$180,000)**

Funding provides unemployment compensation to qualifying former personnel as prescribed under the Omnibus Reconciliation Act of 1980. The law requires all unemployment benefits be paid to former Federal employees, based on Federal service performed after December 31, 1980 to be reimbursed to the Federal Employees' Compensation account of the unemployment trust fund by each Federal agency. The Department distributes the total cost among its bureaus, based on total separations. The level of separations total for the NPS is the highest for the Department because of a large number of seasonal staff.

**Centralized Information Technology Costs: (+\$2,000,000)**

Funding provides for charges billed to the NPS to operate servicewide IT systems including centralized software license purchase and portions of the financial and property systems. Another major IT component is the NPS Website. Consolidated billings create efficiencies in bill payment and provide better coordination throughout NPS.

**Telecommunications: (+\$0)**

Funding provides servicewide data network service, Internet service, and telephone service through the Federal Telecommunication System (FTS) network and commercial telephone service. The costs of these services are dictated by rates established by Government Services Administration (GSA) and the telecommunications companies. Funding supports critical mission related activities in every park. The program is vital to ensuring that the NPS maintains the ability to effectively communicate with external partners and manage the hundreds of millions of annual visitors to the NPS Website.

**Postage: (+\$0)**

Funding supports servicewide postage costs. Postage metering is managed through a central contract, which provides services nationwide.

**Space Rental: (+\$15,115,000)**

Funding provides for the office space and related services leased through the GSA and other private owners by the National Park Service. In addition to general office space, GSA leases may include storage, food service, conference, and training spaces; light industrial facilities; and parking space where necessary. Rental space includes Federally owned buildings operated by GSA, and buildings owned by the private sector, some of which the GSA leases and makes available for use by Federal agents.

The standard level user charges paid by NPS are determined by GSA and are billed on a quarterly basis. GSA Space changes include rate increases which are considered a fixed cost.

\$2.0 million of this increase would support leasing seasonal housing for NPS employees in local communities. Parks would lease housing at market rates, and then rent the housing to employees at government rates. The additional funding in the Space Rental account would cover the difference between market rates and government rates. This funding would allow immediate benefits in FY 2023 for parks across the country. Individual employees have had difficulty negotiating short-term rentals in challenging housing markets at affordable rates; additional funding in the Space Rental account will allow the NPS to enter into these negotiations themselves, without losing capacity in their park operating budgets. This approach will be particularly impactful for seasonal employees in urban areas where housing is available but unaffordable.

**Departmental Program Charges: (+\$6,027,000)**

Funding provides the NPS contribution to the costs of Department-wide programs and activities conducted on behalf of its bureaus, such as the departmental invasive species program, news services, mailroom and library, shared services, and the Interior Business Center. This includes costs associated with the support of the Federal Personnel Payroll System (FPPS). It also provides funding for cross-bureau information technology planning; infrastructure and communications improvements; and security

**Appropriation: Centennial Challenge****Appropriation Overview**

The Centennial Challenge program provides dedicated Federal funding to match non-Federal donations targeted at signature National Park Service projects and programs that enhance visitor services, reduce deferred maintenance, and improve natural and cultural resource protection in parks across the system. All Centennial Challenge funds require at least a 50/50 match, derived from non-Federal sources in the form of cash, assets, or a pledge of donation guaranteed by an irrevocable letter of credit. Projects are administered under existing NPS partnership authorities. The non-Federal funds contributed to match Centennial Challenge Federal funds are reflected in the NPS Miscellaneous Trust Funds-Donations permanent appropriation.

**Summary of Requirements for Centennial Challenge**

(Dollars in Thousands)

<b>Budget Activity/Subactivity</b>	<b>FY 2021 Actual</b>	<b>FY 2021 Actual FTE</b>	<b>FY 2022 CR</b>	<b>FY 2022 CR FTE Est</b>	<b>Fixed Costs &amp; Related (+/-)</b>	<b>Internal Transfers (+/-)</b>	<b>Program Changes (+/-)</b>	<b>FY 2023 Request</b>	<b>FY 2023 Request FTE Est</b>	<b>Change from FY 2022 (+/-)</b>	<b>FTE Change from FY 2022 (+/-)</b>
<b>Centennial Challenge</b>											
Centennial Challenge	15,000	17	15,000	17	0	0	0	15,000	17	0	0
<b>TOTAL, Centennial Challenge</b>	<b>15,000</b>	<b>17</b>	<b>15,000</b>	<b>17</b>	<b>0</b>	<b>0</b>	<b>0</b>	<b>15,000</b>	<b>17</b>	<b>0</b>	<b>0</b>

## CENTENNIAL CHALLENGE

### **Appropriation Language**

---

*For expenses necessary to carry out the provisions of section 101701 of title 54, United States Code, relating to challenge cost share agreements, \$15,000,000 to remain available until expended, for Centennial Challenge projects and programs: Provided, That not less than 50 percent of the total cost of each project or program shall be derived from non-Federal sources in the form of donated cash, assets, or a pledge of donation guaranteed by an irrevocable letter of credit.*

Note. — A full-year 2022 appropriation for this account was not enacted at the time the budget was prepared; therefore, the budget assumes this account is operating under the Continuing Appropriations Act, 2022 (Division A of P.L. 117-43, as amended). The amounts included for 2022 reflect the annualized level provided by the continuing resolution.

### **Justification of Major Proposed Language Changes**

---

No language changes are proposed.

### **Authorizing Statutes**

---

54 U.S.C. 101701 allows the Secretary to enter into challenge cost-share agreements with any State or local government, public or private agency, organization, institution, corporation, individual, or other entity for the purpose of sharing costs or services in carrying out authorized functions and responsibilities of the Secretary with respect to any System unit or System program, any affiliated area, or any designated national scenic trail or national historic trail.

54 U.S.C. 101101, allows the Secretary, in the administration of the Service, to accept money that may be donated for the purposes of the System.

THIS PAGE INTENTIONALLY LEFT BLANK

## Justification of Program and Performance

<b>Activity: Centennial Challenge</b>							
<b>Centennial Challenge (\$000)</b>	<b>2021 Actual</b>	<b>2022 CR at Annual Rate</b>	<b>Fixed Costs (+/-)</b>	<b>Internal Transfers (+/-)</b>	<b>Program Changes (+/-)</b>	<b>2023 Request</b>	<b>Change from 2022 CR at Annual Rate (+/-)</b>
Centennial Challenge	15,000	15,000	+0	+0	+0	15,000	+0
<b>Total Requirements</b>	<b>15,000</b>	<b>15,000</b>	<b>+0</b>	<b>+0</b>	<b>+0</b>	<b>15,000</b>	<b>+0</b>
<i>Total FTE Requirements</i>	<i>17</i>	<i>17</i>	<i>+0</i>	<i>+0</i>	<i>+0</i>	<i>17</i>	<i>+0</i>

### **FY 2023 Program Activities**

The following are examples of planned FY 2023 Centennial Challenge activities:

Leverage at least \$15 million in non-Federal donations with \$15 million in Federal funding to support projects and programs that address deferred maintenance and repairs, enhance outdoor recreation and education for underserved youth, improve the visitor experience, and incorporate the nation's diverse history and stories into the NPS's programming.

### **Mission Overview**

The National Park Service Centennial Act, enacted in the 100<sup>th</sup> anniversary year of the establishment of NPS, created the Centennial Challenge Fund to further the mission of NPS and enhance the visitor experience in park units. The Act authorizes State or local governments, public or private agencies, organizations, institutions, corporations, and individuals to partner with the NPS in its mission to preserve the natural and cultural resources and values of the National Park System for the enjoyment, education, and inspiration of this and future generations.

The Centennial Challenge enables the NPS to engage in partnership projects that will repair and modernize NPS infrastructure, expand recreational opportunities and access to the public, and develop new and improved educational and interpretive programs for visitors. All Federal funds for the project must be matched at a minimum of 1:1 from a non-Federal source. Preference is given to projects that demonstrate a greater than 1:1 match or reduce deferred maintenance.

### **Justification of FY 2023 Program Changes**

The FY 2023 Budget request for Centennial Challenge is \$15,000,000 and 17 FTE. There are no proposed program changes compared to the FY 2022 Continuing Resolution at an Annualized Rate.

THIS PAGE INTENTIONALLY LEFT BLANK



**Appropriation: National Recreation and Preservation****Mission Overview**

The programs within the National Recreation and Preservation (NR&P) account contribute to the ability of all levels of government and non-governmental interests to take prompt and coordinated action to conserve, develop, and utilize natural and cultural resources for the benefit and enjoyment of all. The NPS provides technical and financial assistance to entities outside of the National Park System to conserve resources and enhance recreation opportunities throughout this country and the world.

**Appropriation Overview**

The NR&P account covers a broad range of activities relating to outdoor recreation planning; preservation of resources; and environmental compliance. These programs provide a central point at the Federal level for recreation and conservation planning; the coordination of Federal and State policies, procedures, and guidelines; and the administration of technical and financial assistance to Federal, State, and local governments and private organizations. Support is provided to the National Historic Preservation Program to develop a national inventory of historic properties, set standards for historic preservation, and provide technical and financial preservation assistance. Staff resources are also provided to coordinate a number of international assistance programs. This appropriation is composed of the following five budget activities:

**Natural Programs**

Natural Programs activities include: support of river and trail opportunities through State and local technical assistance and Chesapeake Bay Gateway and Water Trails grants; creation of river conservation and recreational opportunities that are compatible with continuing and future operations of hydropower facilities, fulfillment of NPS responsibilities under the Federal Power Act, and protection of park resources through the Hydropower Recreation Assistance Program; management of the National Natural Landmark programs; and NPS facilitation of the transfer of surplus Federal real property to local governments for recreation uses.

**Cultural Programs**

Within the Cultural Programs activity, the NPS manages the National Register of Historic Places; reviews and certifies applications for Federal Tax Credits for Historic Preservation as a reimbursable activity; conducts cultural resources management planning through the National Historic Landmarks program, the Historic American Buildings Survey, the Historic American Engineering Record, and the Historic American Landscapes Survey programs; advances the application of science and technology in historic preservation and provides information distribution and skills training in the preservation and conservation of the Nation's significant historic and cultural resources through the National Center for Preservation Technology and Training; supports the fulfillment of responsibilities under the Native American Graves Protection and Repatriation Act (including through the NAGPRA grant program); coordinates Federal archeology programs; and administers multiple financial assistance programs.

**Environmental Compliance and Review**

This activity includes the staff resources to review and comment on environmental impact statements, Federal licensing, permit applications, and other actions within NPS jurisdictions.

**International Park Affairs**

The International Park Affairs activity coordinates international assistance programs and the exchange and support functions that complement the Service's domestic role.

**Heritage Partnership Programs**

Financial and technical assistance is provided through this activity to congressionally designated national heritage areas. These are managed by non-Federal organizations to promote the conservation of natural, historic, scenic, and cultural resources.

## Summary of Requirements for National Recreation and Preservation

(Dollars in Thousands)

Budget Activity/Subactivity	FY 2021 Actual	FY 2021 Actual FTE	FY 2022 CR	FY 2022 CR FTE Est	Fixed Costs & Related (+/-)	Internal Transfers (+/-)	Program Changes (+/-)	FY 2023 Request	FY 2023 Request FTE Est	Change from FY 2022 (+/-)	FTE Change from FY 2022 (+/-)
Natural Programs	15,963	79	15,963	79	+416	0	+489	16,868	80	+905	+1
Cultural Programs	31,938	106	31,938	106	+569	0	+470	32,977	106	+1,039	0
Environmental Compliance & Review	443	2	443	2	+9	0	+13	465	2	+22	0
International Park Affairs	1,924	7	1,924	7	+40	0	+26	1,990	7	+66	0
Heritage Partnership Programs	23,889	6	23,889	6	+33	0	-1,641	22,281	6	-1,608	0
<b>TOTAL, NATIONAL RECREATION AND PRESERVATION</b>	<b>74,157</b>	<b>200</b>	<b>74,157</b>	<b>200</b>	<b>+1,067</b>	<b>0</b>	<b>-643</b>	<b>74,581</b>	<b>201</b>	<b>+424</b>	<b>+1</b>

**Fixed Costs and Related Changes**

(Dollars in Thousands)

<b>Fixed Cost Changes and Projections</b>	<b>FY 2022 Total or Change</b>	<b>FY 2022 to FY 2023 Change</b>	<b>Description</b>
Change in Number of Paid Days	+0	-114	This column reflects changes in pay associated with the change in the number of paid days between FY 2022 and FY 2023. The number of paid days in FY 2023 is one day less than FY 2022.
Pay Raise	+648	+1,181	The President's Budget for FY 2023 includes one quarter of a planned 2.7% pay raise for FY 2022 and three quarters of a planned 4.6% pay raise for FY 2023.
Employer Share of Federal Employee Retirement System	+226	+0	This column reflects no budgeted increase for the employer contribution to the Federal Employee Retirement System.

## NATIONAL RECREATION AND PRESERVATION

### Appropriation Language

---

*For expenses necessary to carry out recreation programs, natural programs, cultural programs, heritage partnership programs, environmental compliance and review, international park affairs, and grant administration, not otherwise provided for, \$74,581,000, to remain available until September 30, 2024.*

Note. – A full-year 2022 appropriation for this account was not enacted at the time the budget was prepared; therefore, the budget assumes this account is operating under the Continuing Appropriations Act, 2022 (Division A of P.L. 117-43, as amended). The amounts included for 2022 reflect the annualized level provided by the continuing resolution.

### Justification of Major Proposed Language Changes

---

No language changes are proposed.

### Appropriations Language Citations

---

**1. For expenses necessary to carry out natural programs,**

54 U.S.C. 200103(e) authorizes the Secretary of the Interior to provide technical assistance and advice to and cooperate with States, political subdivisions, and private interests, including nonprofit organizations, with respect to outdoor recreation.

16 USC 1241 to 1251, National Trails System Act, sets prerequisites for inclusion of trails in the National Scenic and National Historic Trails system, prescribes procedures for designation of trails and administration of the system, and establishes a number of specific trails, while 16 USC 1271 to 1287, Wild and Scenic Rivers Act, as amended, establishes the Wild and Scenic Rivers system, prescribes how the system will be administered, designates specific rivers for inclusion, and prohibits the FERC from licensing dams or other project works directly affecting a river so designated.

Public Law 105-312, as amended by Sec. 110 of Public Law 116-118, authorizes the program to provide technical and financial assistance in cooperation with other Federal, State, local and private partners to identify, conserve, restore and interpret natural, recreational, historical and cultural resources within the Chesapeake Bay watershed, as well as establish a network of Gateway sites and Watertrails. It also establishes the Chesapeake Bay Gateways Grants Assistance Program.

40 USC 484(k)(2) to (3), Federal Property and Administrative Services Act, as amended, authorizes disposal of Federal surplus real property for use as public park or recreation areas, and requires determination and enforcement of compliance with terms of disposal.

**2. cultural programs,**

Chapter 3125 of title 54, United States Code, Archeological and National Historic Preservation Act of 1974, establishes a program for preservation of historical and archeological data which might otherwise be lost or destroyed as a result of a Federal or Federally-assisted or licensed project, activity, or program, and authorizes appropriation of specific amounts for this purpose.

Division A of subtitle III of title 54, United States Code, National Historic Preservation Act, provides for assistance to non-Federal entities for the preservation of their cultural heritage, establishes the National Register of Historic Places and regulations for State Historic Preservation Districts, and provides for assistance to Indian Tribes in preserving their historic properties.

Chapter 3201 of title 54, United States Code, Historic Sites Act, declares it national policy to protect historic sites, buildings, and objects; establishes various national historic sites, national battlefield sites, national heritage corridors, national heritage areas, and national heritage partnerships; authorizes appropriation of funds for this purpose; and provides specific authority for the Secretary to acquire property and to restore, reconstruct, rehabilitate, preserve, and maintain historic and prehistoric sites, buildings, objects, and properties of national historical or archaeological significance. It also establishes competitive grants for operation, security, and maintenance of certain memorials to victims of the terrorist attacks of September 11, 2001.

Chapter 1 of title 16, United States Code, National Parks, Military Parks, Monuments, and Seashores, Section 450ss-5, authorizes up to \$5.0 million of appropriations to support the Oklahoma City Memorial endowment fund, and the William M. (Mac) Thornberry National Defense Authorization Act for Fiscal Year 2021 (P.L. 116-283) specifically authorizes appropriations from the National Recreation and Preservation account to reach the total authorized amount.

### **3. heritage partnerships programs,**

National heritage areas are individually designated under the following laws:

Public Law 103-449, Title IV Cane River National Heritage Area and Commission.

Public Law 98-398 Illinois and Michigan Canal National Heritage Corridor Act of 1984, as amended by Public Law 104-333 (Div. I, Title IX, Sec. 902), Public Law 105-355 (Title V, Sec. 502), and Public Law 109-338 Title IV.

Public Law 99-647 Blackstone River Valley National Heritage Corridor Act of 1986, as amended by Public Law 101-441, Public Law 102-154 (Title I), Public Law 104-208 (Div. A, Title I, Sec. 101d), Public Law 104-333 (Div. I, Title IX, Sec. 901), Public Law 105-355 (Title V, Sec. 501), Public Law 106-113 (Div. B, Sec. 1000(a)(3)), Public Law 106-176 (Title I, Sec. 121) and Public Law 109-338 Title VII.

Public Law 100-692 Delaware and Lehigh Navigation Canal National Heritage Corridor Act of 1988, as amended by Public Law 105-355 (Title IV).

Public Law 103-449 (Title I) Quinebaug and Shetucket Rivers Valley National Heritage Corridor Act of 1994, as amended by Public Law 106-149 *Quinebaug and Shetucket Rivers Valley National Heritage Corridor Reauthorization Act of 1999*.

Public Law 104-333 Omnibus Parks and Public Lands Management Act of 1996 included the *Shenandoah Valley Battlefields National Historic District and Commission Act of 1996* (Div. I, Title VI, Sec. 606), the *Hudson River Valley National Heritage Area Act of 1996* (Div. II, Title IX), the *National Coal Heritage Area Act of 1996* (Div. II, Title I), the *Ohio & Erie Canal*

*National Heritage Corridor Act of 1996* (Div. II, Title VIII), the *South Carolina National Heritage Corridor Act of 1996* (Div. II, Title VI), and the *Steel Industry American Heritage Area Act of 1996* (Div. II, Title IV). It also designated America's Agricultural Heritage Partnership (Div. II, Title VII), Augusta Canal National Heritage Area (Div. II, Title III), Essex National Heritage Area (Div. II, Title V), and Tennessee Civil War Heritage Area (Div. II, Title II). The *Steel Industry American Heritage Area Act of 1996* was later amended by Public Law 106-113 (Appendix C, Title I, Sec. 116).

Public Law 105-355 (Title I) Automobile National Heritage Area Act.

Public Law 106-278 (Title I) Lackawanna Valley National Heritage Area Act of 2000.

Public Law 106-278 (Title II) Schuylkill River Valley National Heritage Area Act.

Public Law 106-291 (Title I, Sec. 157) Wheeling National Heritage Area Act of 2000.

Public Law 106-319 Yuma Crossing National Heritage Area Act of 2000.

Public Law 106-554 (Div. B, Title VIII) Erie Canalway National Heritage Corridor Act.

Public Law 108-108 (Title I, Sec. 140) Blue Ridge National Heritage Area Act of 2003.

Public Law 108-447 Consolidated Appropriations Act, 2005 (Div. J) authorizes three heritage areas: National Aviation Heritage Area (Title V), Oil Region National Heritage Area (Title VI), and Mississippi Gulf Coast National Heritage Area (Title VII).

Public Law 109-338 (Title II) authorizes 10 heritage areas: Arabia Mountain National Heritage Area, GA; Atchafalaya National Heritage Area, LA; Champlain Valley National Heritage Partnership, NY/VT; Crossroads of the American Revolution National Heritage Area, NJ; Freedom's Frontier National Heritage Area, KS/MO; Great Basin National Heritage Route, UT/NV; Gullah/Geechee Cultural Heritage Corridor, NC/SC; Mormon Pioneer National Heritage Area, UT; Northern Rio Grande National Heritage Area, NM; Upper Housatonic Valley National Heritage Area, MA/CT.

Public Law 110-229 Consolidated Natural Resources Act of 2008 Title IV designates the following as National Heritage Area sites: Journey through Hallowed Ground National Heritage Area (Subtitle A), Niagara Falls National Heritage Area (Subtitle B), and Abraham Lincoln National Heritage Area (Subtitle C).

Public Law 111-11 Omnibus Public Land Management Act of 2009 Title VIII, Subtitle A designates as a National Heritage Area Site: Sangre de Cristo National Heritage Area, CO (Sec. 8001); Cache la Poudre River National Heritage Area, CO (Sec. 8002); South Park National Heritage Area, CO (Sec. 8003); Northern Plains National Heritage Area, ND (Sec. 8004); Baltimore National Heritage Area, MD (Sec. 8005); Freedom's Way National Heritage Area, MA & NH (Sec. 8006); Mississippi Hills National Heritage Area, MS (Sec. 8007); Mississippi Delta National Heritage Area, MS (Sec. 8008); Muscle Shoals National Heritage Area, AL (Sec. 8009); and Kenai Mountains-Turnagain Arm National Heritage Area, AK (Sec. 8010).

Public Law 116-9 John D. Dingell, Jr. Conservation, Management, and Recreation Act Title VI, Section 6001, establishes Appalachian Forest National Heritage Area, Maritime Washington National Heritage Area, Mountains to Sound Greenway National Heritage Area, Sacramento-San Joaquin Delta National Heritage Area, Santa Cruz Valley National Heritage Area, and Susquehanna National Heritage Area.

**4. environmental compliance,**

16 USC 797(e) and 803(a), Federal Power Act, requires that the recommendations of agencies with administration over relevant resources be considered in licensing power generation projects and requires licenses to include conditions for protection of wildlife habitat.

42 USC 4321 to 4347, National Environmental Policy Act, requires agencies to monitor, evaluate, and control their activities so as to protect and enhance the quality of the environment and requires that a detailed Statement be prepared for any major Federal action significantly affecting the quality of the human environment, while 49 USC 303, Department of Transportation Act of 1966, requires review of proposed Department of Transportation projects which could have an adverse impact on public park and recreation areas and historic sites.

16 USC 1278, Wild and Scenic Rivers Act, requires agencies to notify Interior of any proceeding, study, or other activity which affects or may affect wild and scenic rivers under its jurisdiction, and 16 USC 3505, Coastal Barrier Resources Act, permits expenditures for the purpose of studying management, protection, and enhancement of fish and wildlife resources and habitats.

**5. international park affairs,**

54 U.S.C. 302908, 54 U.S.C. 307101, and 54 U.S.C. 300101, National Historic Preservation Act, authorizes the administration of a grant program in certain areas outside the United States, cooperation with other nations and international organizations in connection with the World Heritage Convention, and declares it Federal policy “in cooperation with other nations [to] provide leadership in the preservation of the prehistoric and historic resources of the international community of nations...”.

16 U.S.C. 1537 authorizes the Secretary to encourage or cooperate in certain ways with other nations in the conservation of fish or wildlife and plants, refers to United States commitment to the worldwide protection of endangered or threatened species, and requires cooperation with other nations to implement the Convention on Nature Protection and Wildlife Preservation in the Western Hemisphere.

22 U.S.C. 2151q and 2452(b)(11) authorizes agencies to preserve biological diversity and to assist countries in protecting and maintaining wildlife habitats and developing sound conservation programs. It also directs international aid agencies to cooperate and support the relevant efforts of the NPS.



**6. and grant administration, not otherwise provided for,**

Division A of subtitle III of title 54, U.S.C., the National Historic Preservation Act, prescribes responsibilities for administration of the historic preservation program, and 25 USC 3001 to 3013, Native American Graves Protection and Repatriation Act of 1990, provides for the inventory, protection, management and repatriation of human remains and cultural items.

Chapter 3081 of title 54, U.S.C., American Battlefield Protection Act of 1966, as amended by Public Law 111-11, establishes the American Battlefield Protection Program to assist citizens, public and private institutions, and governments in planning, interpreting, and protecting sites where historic battles were fought, while Public Law 111-11 notes that any site where a battle was fought on American soil is eligible under this program.

Public Law 109-441 authorized the Japanese American Confinement Site Grants program, which preserves Japanese American World War II confinement sites through partnerships with local preservation groups and are used to encourage and support the research, interpretation, and preservation of these sites.

THIS PAGE INTENTIONALLY LEFT BLANK

## Justification of Program and Performance

### Activity: Natural Programs

Natural Programs (\$000)	2021 Actual	2022 CR at Annual Rate	Fixed Costs (+/-)	Internal Transfers (+/-)	Program Changes (+/-)	2023 Request	Change from 2022 CR at Annual Rate (+/-)
Rivers, Trails and Conservation Assistance	10,699	10,699	+318	0	+272	11,289	+590
National Natural Landmarks	678	678	+24	0	+22	724	+46
Hydropower Recreation Assistance	880	880	+28	0	+18	926	+46
Chesapeake Gateways and Trails	3,000	3,000	+18	0	+9	3,027	+27
Federal Lands to Parks	706	706	+28	0	+168	902	+196
<b>Total Requirements</b>	<b>15,963</b>	<b>15,963</b>	<b>+416</b>	<b>0</b>	<b>+489</b>	<b>16,868</b>	<b>+905</b>
<i>Total FTE Requirements</i>	<i>79</i>	<i>79</i>	<i>0</i>	<i>0</i>	<i>+1</i>	<i>80</i>	<i>+1</i>

#### Summary of FY 2022 Program Changes for Natural Programs

Program Changes	(\$000)	FTE
• Baseline Capacity	+339	+0
• Federal Lands to Parks	+150	+1
<b>TOTAL Program Changes</b>	<b>+489</b>	<b>+1</b>

#### Mission Overview

Natural Programs support the NPS mission by providing technical assistance to local communities, organizations, and other local and State governments, to preserve and protect resources and maintain a nationwide system of parks, open space, rivers, and trails and to provide educational, recreational, and conservation benefits for the American people.

**Activity Overview**

---

Natural Programs include:

- **Rivers, Trails, and Conservation Assistance** – The Rivers, Trails and Conservation Assistance Program (RTCA) provides technical assistance and support to communities across the U.S., helping create local conservation and outdoor recreation opportunities and access projects. The NPS collaborates to leverage public and private resources to create successful close-to-home community-led projects. RTCA works with public land managers in addressing recreation and visitor access, equity, health, accessibility, and environmental justice goals. Our staff help to lead local planning and visioning teams in developing collaborative policies and strategies while implementing projects and management actions. Through these projects, the National Park Service has collaborated with more than 15,000 partners to create 1.2 million acres of parks, build 39,400 miles of trails, and conserve 22,400 miles of rivers in all 50 States and Territories including Puerto Rico and the U.S. Virgin Islands.
- **National Natural Landmarks** – The National Natural Landmarks Program recognizes and encourages the conservation of sites that best illustrate the Nation’s biological and geological heritage. The designation of National Natural Landmarks allows the NPS to partner with public and private landowners to support conservation of nationally significant natural resources. As of early 2022, 602 NNLs within the United States, American Samoa, Guam, Puerto Rico, and the U.S. Virgin Islands had been designated.
- **Hydropower Recreation Assistance** – The Hydropower Assistance program provides technical assistance to participants involved in the Federal Energy Regulatory Commission (FERC) hydropower licensing proceedings to help others engage more effectively and ensure projects provide enhanced outdoor recreation opportunities and a quality environmental setting. Since 2002, the NPS has worked on FERC hydropower licensing proceedings to protect, improve and create access to outdoor recreation on over 20,000 river miles and over 1,700 miles of trails, and contributed to the conservation of over 80,000 acres of parks and open space. In addition, staff prioritize support to projects that involve National Park Service units and related areas including National Wild & Scenic Rivers, National Trails, and other nationally designated areas managed by the NPS.
- **Chesapeake Bay Gateways and Trails** – This program provides technical and financial assistance to State, community, and non-profit organizations in the Chesapeake Bay watershed. NPS collaborates with partners to provide better access to the Chesapeake and rivers, to conserve important landscapes and resources, to engage youth in meaningful work and place-based education, to improve recreational opportunities, and to interpret the natural and cultural resources of the Chesapeake region.
- **Federal Lands to Parks** – The Federal Lands to Parks Program (FLP) conserves natural and cultural resources and supports a nationwide system of parks, open space, rivers, and trails to provide close to home recreational and conservation benefits through the transfer of surplus Federal lands. Since 1949, over 1,624 properties have been transferred to State and local governments for parks and recreation in 50 States, Puerto Rico, the Virgin Islands, and Guam.

**Activity:** Natural Programs  
**Program Component:** Rivers, Trails, and Conservation Assistance

**FY 2023 Program Activities**

---

The following are examples of planned FY 2023 Rivers, Trails, and Conservation Assistance activities:

- Provide technical assistance and collaborate with more than 250 projects in over 800 communities.
- Leverage public and private resources for community-led projects across America.

**Justification of FY 2023 Program Changes**

---

The FY 2023 Budget request for the Rivers, Trails, and Conservation Assistance program is \$11,289,000 and 62 FTE, a program change of +\$272,000 and +0 FTE compared to the FY 2022 Continuing Resolution at an Annualized Rate.

**Baseline Capacity (+\$272,000 / +0 FTE)** – The 2023 budget includes important investments in programs needed to help strengthen America and be more competitive as the world continues to change. These investments include funding needed to maintain a strong, talented workforce. The funding reflects the incremental amount needed to cover the fixed costs associated with mission operations in FY 2022. This request in combination with the FY 2023 fixed costs amounts will allow the program to meet pay requirements without impacting program activities.

**Program Overview**

---

Since 1988, the National Park Service has helped communities realize their visions for outdoor recreation and conservation through the Rivers, Trails and Conservation Assistance (RTCA) program. RTCA planners help local leaders, partners, and national park staff engage broad community participation, explore strategies, and leverage funding. Through these projects, the National Park Service has collaborated with more than 14,000 partners to create over 1.1 million acres of parks, build 38,400 miles of trails, and conserve 22,200 miles of rivers in all 50 States and Territories including Puerto Rico and the U.S. Virgin Islands. Today, more than 60 million people live within one mile of an outdoor recreation opportunity that was created or improved by NPS through the RTCA program.

Project applications come from and are guided by the goals of the administration and the needs of local leaders. Working in partnership, RTCA planners engage community members in planning and implementation. While the RTCA does not provide financial assistance, it will assist communities in developing strategies to leverage public and private resources. The RTCA program also provides technical assistance to individual national parks and other State and Federal land managers.

① For more information about the Rivers, Trails, and Conservation Assistance program, visit:

[www.nps.gov/rtca](http://www.nps.gov/rtca)

**Activity:** Natural Programs  
**Program Component:** National Natural Landmarks

**FY 2023 Program Activities**

---

The following are examples of planned FY 2023 National Natural Landmarks activities:

- Support conservation efforts of site managers and organizations (including private landowners) who oversee sites designated as National Natural Landmarks.
- Facilitate the evaluation of sites for potential NNL designation.
- Engage in and facilitate partnerships among landmark sites and with other recognized and protected areas to promote connected conservation.
- Partner with landmark sites to connect the public to their diverse natural heritage by highlighting and communicating stories about NNL site resources.

**Justification of FY 2023 Program Changes**

---

The FY 2023 Budget request for the National Natural Landmarks program is \$724,000 and 5 FTE, a program change of +\$22,000 and +0 FTE compared to the FY 2022 Continuing Resolution at an Annualized Rate.

**Baseline Capacity (+\$22,000 / +0 FTE)** – The 2023 budget includes important investments in programs needed to help strengthen America and be more competitive as the world continues to change. These investments include funding needed to maintain a strong, talented workforce. The funding reflects the incremental amount needed to cover the fixed costs associated with mission operations in FY 2022. This request in combination with the FY 2023 fixed costs amounts will allow the program to meet pay requirements without impacting program activities.

**Program Overview**

---

For 60 years, the National Park Service has been collaborating with partners to extend the benefits of natural and cultural resource conservation to local communities through the National Natural Landmarks (NNL) program. NNL designation formally recognizes a site as possessing outstanding biological and/or geological features, providing an important example of our Nation's natural heritage. Landmarks are owned by a variety of public and private land stewards, and participation in the program is voluntary.

To-date, 602 natural areas, encompassing approximately nine million acres in both rural and urban settings, have received the distinction as a national natural landmark. The NPS works alongside landowners, managers, and other partners to encourage and support the conservation of these nationally significant sites.



*Sun rising over Bear Rocks and Allegheny Front Preserve, WV, designated as the 600th NNL in January 2021, photo courtesy of Kent Mason.*

Program staff engage with owners and managers at designated sites to understand management challenges, ascertain condition of landmark resources and provide or broker technical assistance; participate in environmental review and planning to minimize impacts to landmark sites; utilize various communication tools and outlets to raise awareness of these nationally significant areas; seek opportunities to engage landmark sites in connected conservation efforts; and coordinate the identification, evaluation and designation of new landmark sites.

① Find more information about the National Natural Landmarks program at:  
[www.nps.gov/subjects/nnlandmarks/index.htm](http://www.nps.gov/subjects/nnlandmarks/index.htm)

**Activity:** Natural Programs  
**Program Component:** Hydropower Recreation Assistance  
**FY 2023 Program Activities**

---

The following are examples of planned FY 2023 Hydropower Recreation Assistance activities:

- Representing the NPS in hydropower proceedings, making recommendations for studies, providing technical assistance, and developing recommendations for conservation and recreation enhancements.
- Enable Federal Energy Regulatory Commission (FERC) to recover program costs from the licensees back to the U.S. Treasury.
- Participating in priority projects to ensure recreation and conservation interests are considered in relicensing, as well as in proposals to develop new hydropower, on existing lock and dams and free-flowing rivers.
- Responding to requests for assistance from parks and related NPS management areas impacted by the FERC hydropower proceedings.

#### **Justification of FY 2023 Program Changes**

---

The FY 2023 Budget request for the Hydropower Recreation Assistance program is \$926,000 and 4 FTE, a program change of +\$18,000 and +0 FTE compared to the FY 2022 Continuing Resolution at an Annualized Rate.

**Baseline Capacity (+\$18,000 / +0 FTE)** – The 2023 budget includes important investments in programs needed to help strengthen America and be more competitive as the world continues to change. These investments include funding needed to maintain a strong, talented workforce. The funding reflects the incremental amount needed to cover the fixed costs associated with mission operations in FY 2022. This request in combination with the FY 2023 fixed costs amounts will allow the program to meet pay requirements without impacting program activities.

#### **Program Overview**

---

The Hydropower Recreation Assistance program promotes and enhances recreation opportunities across the Nation by assisting hydropower producers, recreation organizations, local communities, and stakeholders in planning for and providing sustainable recreation access and services for the public. The program also improves natural resource conservation and recreation in hydropower projects by making recommendations to modify hydropower facility operations to better protect the local ecosystem and enhance recreation opportunities. Since 2002, the NPS has worked on FERC hydropower licensing proceedings to protect, improve and create access to outdoor recreation on over 2,015 river miles and over 1,700 miles of trails, and contributed to the conservation of over 81,000 acres of parks and open space.

In addition, staff prioritize support to projects that involve NPS parks and other nationally designated areas to ensure project impacts do not adversely affect areas where NPS has management responsibilities. Importantly, there are 45 dams within the National Park System with a capacity of more than 6,500 Megawatts of energy. This is equivalent to powering approximately 6.6 million homes. Hydropower assistance work continues at projects affecting several parks, including Paterson Great Falls NHP, Lowell NHP, Ross Lake NRA, Lake Roosevelt NRA, Blackstone River Valley NHP, Blue Ridge Parkway, Horseshoe Bend NMP, and the Appalachian NST.



Funding has supported recreation and conservation improvement projects including recreation facilities and access points, shoreline protection, flows for recreation, and interpretation and education materials.

The Hydropower Recreation Assistance program creates opportunities for river conservation and enhancement of water-based recreation that are fully compatible with continuing and future operations of hydropower facilities. The program supports sustainable hydropower facilities that provide clean renewable energy. Program resources are allocated based on the pending hydropower relicensing and staff workload and opportunities for significant contributions by the NPS. Program costs are reported to the Department of the Interior and forwarded to the FERC to recover costs from licensees.

---

*At a Glance...*

*Expanding recreational access in the Chesapeake Bay*

---



In 2021, the Federal Energy Regulatory Commission issued a new 50-year license for Conowingo Dam, which produces 570 Megawatts on the Susquehanna River and is associated to the Captain John Smith Chesapeake National Historic Trail. The NPS Hydropower Program participated in the development of the Recreation Management Plan which resulted in \$2.5 million in recreation enhancements. The recreation package includes accessibility improvements at Fisherman's Park, boat launch and access improvements, picnic areas enhancements, and new shoreline access.

---

① Find more information online about the Hydropower Recreation Assistance program at:

[www.nps.gov/hydro](http://www.nps.gov/hydro)

**Activity:** Natural Programs  
**Program Component:** Chesapeake Bay Gateways and Trails  
**FY 2023 Program Activities**

---

The following are examples of planned FY 2023 Chesapeake Bay Gateways and Trails activities:

- Provide technical and financial assistance that leverages State, community, nonprofit, and private sector partner funding to identify, conserve, restore, and interpret natural, recreational, historical, and cultural resources within the Chesapeake Bay Watershed.
- Establishing a competitive Chesapeake Gateways Grants Assistance Program in accordance with the Chesapeake Bay Initiative Act of 1998, to aid State and local governments and communities, nonprofit organizations, and the private sector in conserving, restoring, and interpreting key resources within the Chesapeake Bay Watershed.
- Facilitate and help create new equitable public water access sites managed by others for recreation including boating, fishing, and paddle sports.
- Continue to co-convene the Chesapeake Conservation Partnership as a network of Federal, State, and local government agencies, Tribal partners, NGOs, recreationists, anglers, and hunters to collaboratively promote public access and large landscape conservation.
- Continue collaboration on existing partner visitor contact stations in Pennsylvania, Maryland, and Virginia, assisting with exhibits, programming, and signage.

#### **Justification of FY 2023 Program Changes**

---

The FY 2023 Budget request for Chesapeake Bay Gateways and Trails is \$3,027,000 and 4 FTE, a program change of +\$9,000 and +0 FTE compared to the FY 2022 Continuing Resolution at an Annualized Rate.

**Baseline Capacity (+\$9,000 / +0 FTE)** – The 2023 budget includes important investments in programs needed to help strengthen America and be more competitive as the world continues to change. These investments include funding needed to maintain a strong, talented workforce. The funding reflects the incremental amount needed to cover the fixed costs associated with mission operations in FY 2022. This request in combination with the FY 2023 fixed costs amounts will allow the program to meet pay requirements without impacting program activities.

#### **Program Overview**

---

The Chesapeake Bay Gateways and Trails program, authorized in 1998, provides technical and financial assistance to State and local agencies and organizations to provide equitable access to the Chesapeake and rivers, to conserve important landscapes and resources, to engage youth in meaningful work and placed-based education, to improve recreational opportunities, and to interpret the natural and cultural resources of the Chesapeake region.

Over 18 million people live in the Chesapeake Bay watershed and tens of millions more visit and explore the Chesapeake region each year. The Chesapeake Gateways and Trails program assists partners with visitor service amenities, interpretive media, youth employment, programs and signage, training, conservation, and public water access projects linked to over 300 parks, refuges, land and water trails, historic sites, and communities and throughout the Chesapeake Bay watershed. The program is a key element of an overall Chesapeake Bay watershed restoration effort in partnership with Maryland, Virginia, Pennsylvania, Delaware, New York, West Virginia, and the District of Columbia.

Executive Order (EO)13508, Chesapeake Bay Protection and Restoration, signed May 2009, directs Federal agencies and partners to recommend and implement a strategy for restoring and protecting the Chesapeake Bay. The strategy, developed in 2010, sets key goals and outcomes for implementation, including protecting two million additional acres and expanding public access to the Bay and tributaries by 300 new access sites by 2025. The NPS has been tasked with fostering interjurisdictional collaboration to achieve these goals, which were subsequently adopted in the 2014 Chesapeake Bay Watershed Agreement signed by the governors of six States, the District of Columbia, and the Federal government. A management strategy and work plan adopted under the Watershed Agreement guides assistance for Chesapeake conservation, including collaborative resource documentation and protection and capacity building.

The Chesapeake Bay Gateways and Trails program supports DOI's implementation of key EO and Watershed Agreement outcomes. The NPS Chesapeake Gateways program serves as the lead organization facilitating, managing, and tracking four of the ten goals and associated workgroups of the Watershed agreement: Land Conservation, Public Access, Stewardship/Diversity, and Education. Projects provide new economic and recreational assets, universal accessibility, and access for traditionally underserved communities at key locations along local, State, and national water trails through simple soft launch facilities, fishing piers, boardwalks, and ramps for motorized boating. Assistance with interpretive media, signage, programming, and staff training at strategic locations enables partners to offer high quality visitor experiences that build public awareness and support for the Chesapeake's cultural and natural heritage.

**Activity:** Natural Programs  
**Program Component:** Federal Lands to Parks

**FY 2023 Program Activities**

---

The following are examples of planned FY 2023 Federal Lands to Parks activities:

- Continue assisting Federal agencies to reduce the inventory of unneeded/surplus Federal property by transferring real estate to States and communities for public parks and recreation.
- Assist State and local agencies to meet community needs while assuring park and recreation accountability and compliance for transferred properties.
- Complete web and data systems, establish and implement a system to digitize and electronically store and records improving accountability, transparency, efficiency, and outreach to help the public find where FLP-protected parks are, and encourage citizens to care for and champion their local parks.

**Justification of FY 2023 Program Changes**

---

The FY 2023 Budget request for the Federal Lands to Parks Program is \$902,000 and 5 FTE, a program change of +\$168,000 and +1 FTE compared to the FY 2022 Continuing Resolution at an Annualized Rate.

**Increase Capacity for Federal Lands to Parks (+\$150,000 / +1 FTE)** - At this funding level, the program will be fully staffed and funded. The increase will support overall program capacity, addressing ongoing stewardship of property conveyed and crucial actions to preserve program records and make them electronically accessible. Specifically, this increase will help the NPS manage the legacy records in the program offices and establish and implement a system to digitize and electronically store and records on converted lands for compliance activities.

**Program Overview**

---

In partnership with State and local governments, the FLP program contributes to community revitalization by providing new and expanded State and community parks; increasing close-to-home recreation opportunities increasingly recognized as important to improving people's health and wellness; and protecting open space and important natural and cultural resources. In addition to benefiting communities, the FLP program helps the Federal government save money by reducing its unneeded inventory of Federal land and facilities.

The NPS partners with the U.S. General Services Administration (GSA) to transfer surplus Federal real estate for public parks and recreation areas, transforming them into local community assets while reducing the Federal inventory of unneeded real estate. Similarly, the NPS continues to work with the Department of Defense (DoD), States, and communities to convert military bases closed and realigned under Base Realignment and Closure Acts (BRAC) into park and recreation areas.

FLP works to ensure that transferred properties have continued public recreation access and use, resource protection, and compliance with deeds, as required by 40 U.S.C. § 550(b and e), formerly the Federal Property and Administration Services Act of 1949. While surplus Federal property available for transfer for new public parks will be reduced due to the Federal Assets Sale and Transfer Act (FASTA; Public Law 114-287), FLP staff is responsible for overseeing perpetual recreational use requirements on nearly 1,300 active properties, exceeding 137,000 acres. FLP helps communities prevent or resolve compliance

issues, such as installation of commercial cell towers, park closures, pipelines and mining proposals, road projects, and more. FLP staff works with communities to better meet changing land use and recreational needs through program guidance, and if necessary, land exchanges, easements, ownership changes, third-party use agreements, change to another Federal public benefit use program, or reversion to the Federal government for reuse for private or commercial uses.

① Learn more about the Federal Lands to Parks program at: [www.nps.gov/flp](http://www.nps.gov/flp)

**Activity: Cultural Programs**

Cultural Programs (\$000)	2021 Actual	2022 CR at Annual Rate	Fixed Costs (+/-)	Internal Transfers (+/-)	Program Changes (+/-)	2023 Request	Change from 2022 CR at Annual Rate (+/-)
National Register Programs	16,835	16,835	+458	0	+369	17,662	+827
National Center for Preservation Technology & Training	1,988	1,988	+39	0	+31	2,058	+70
Native American Graves Protection & Repatriation Grants	1,907	1,907	0	0	0	1,907	0
Japanese American Confinement Site Grants	3,155	3,155	0	0	0	3,155	0
American Battlefield Protection Program Assistance Grants	1,198	1,198	0	0	0	1,198	0
American Indian & Native Hawaiian Art & Culture Grants	1,250	1,250	0	0	0	1,250	0
9/11 Memorial Act Grants	2,500	2,500	0	0	0	2,500	0
Oklahoma City Memorial Endowment Fund	0	0	0	0	0	0	0
Grants Administration	3,105	3,105	+72	0	+70	3,247	+142
<b>Total Requirements</b>	<b>31,938</b>	<b>31,938</b>	<b>+569</b>	<b>0</b>	<b>+470</b>	<b>32,977</b>	<b>+1,039</b>
<i>Total FTE Requirements</i>	<i>106</i>	<i>106</i>	<i>0</i>	<i>0</i>	<i>0</i>	<i>106</i>	<i>0</i>

**Summary of FY 2023 Program Changes for Cultural Programs**

<u>Program Changes</u>	(\$000)	FTE
• Baseline Capacity	+470	+0
<b>TOTAL Program Changes</b>	<b>+470</b>	<b>+0</b>

**Mission Overview**

The Cultural Programs activity of the National Recreation and Preservation (NR&P) account supports the NPS mission by contributing to the conservation of cultural resources through formal partnership programs.

**Activity Overview**

NPS Cultural Programs support the preservation of the Nation's cultural heritage and the integration of preservation values in public and private decisions. The program components of this activity are:

- **National Register Programs** – Assists communities in preserving significant historic and archeological properties through formal designation and technical assistance. Federal designation qualifies historic properties for Federal financial assistance and regulatory protection.

- **National Center for Preservation Technology and Training** – Supports a national program of research, information distribution, and skills training in the preservation and conservation of the Nation’s significant historic structures and landscapes, archeological properties, and material culture and advances the application of science and technology in historic preservation.
- **Native American Graves Protection and Repatriation Act (NAGPRA) Grants** – Assists Indian Tribes and Native Hawaiian organizations (NHOs) in requesting and repatriating ancestral remains and other cultural items. In addition, assists museums in fulfilling their responsibilities to consult with Indian Tribes and NHOs.
- **Japanese American Confinement Sites Grants** – Assists communities, States, local governments, non-profit institutions, educational institutions, and Tribal groups with the preservation and interpretation of Japanese American World War II confinement sites.
- **American Battlefield Protection Program Assistance Grants** – Promotes the preservation of sites associated with historic battles fought on American soil during the armed conflicts that shaped the growth and development of the United States.
- **American Indian and Native Hawaiian Art and Culture Grants** – Supports Native culture and arts development.
- **9/11 Memorial Act Grants** – Provides competitive grants for the continued operation, security, and maintenance of the on-site memorials of the events and victims of September 11, 2001.
- **Grants Administration** – Administers multiple grant programs funded within this Activity and from the Historic Preservation Fund. Is responsible for ensuring that grantees comply with all requirements and successfully complete funded projects. These administrative activities span the life of each grant, which may last up to five years past the date of award.

**Activity:** Cultural Programs  
**Program Component:** National Register Programs

---

**FY 2023 Program Activities**

---

The following are examples of planned FY 2023 National Register Program activities:

- Preserve prehistoric and historic properties and cultural traditions in partnership with States, Tribes, local governments, and preservation organizations, and continue efforts to digitize and preserve National Register records, increasing public access and reducing risks of resource damage and loss.
- Conduct approximately 1,300 new National Register actions, including review and processing of new listings, determinations of eligibility, acceptance of multiple cover documents, additional documentation, and requests for boundary changes, removals, and moved properties.

---

**Justification of FY 2023 Program Changes**

---

The FY 2023 Budget request for National Register Programs is \$17,662,000 and 84 FTE, a program change of +\$369,000 and 0 FTE compared to the FY 2022 Continuing Resolution at an Annualized Rate.

**Baseline Capacity (+\$369,000 / +0 FTE)** – The 2023 budget includes important investments in programs needed to help strengthen America and be more competitive as the world continues to change. These investments include funding needed to maintain a strong, talented workforce. The funding reflects the incremental amount needed to cover the fixed costs associated with mission operations in FY 2022. This request in combination with the FY 2023 fixed costs amounts will allow the program to meet pay requirements without impacting program activities.

---

**Program Overview**

---

National Register Programs encourage the preservation of cultural resources by all levels of government and the private sector. A wide range of technical assistance is offered, including:

**National Register of Historic Places**

The National Register of Historic Places is the Nation’s official inventory of historic places that have been determined to be worthy of preservation. It recognizes buildings, structures, sites, objects, and districts that are significant in American history, architecture, archeology, engineering, and culture at the National, State, and local levels. The program also provides standards and guidance on the identification, evaluation, and registration of historic properties to State and Federal agencies, Tribes, local governments, and the public. It provides a planning tool for Federal, State, and local governments that encourages the preservation of eligible properties and encourages private preservation efforts through Federal preservation incentives such as the Federal Historic Preservation Tax Incentives Program. The records of the National Register are publicly available.

① Find more information online at: [www.nps.gov/subjects/nationalregister/index.htm](http://www.nps.gov/subjects/nationalregister/index.htm)

**National Historic Landmarks Program**

National Historic Landmarks (NHLs) are cultural properties which are among the Nation’s most significant historic places—buildings, sites, districts, structures, and objects that possess exceptional value or quality in illustrating the heritage of the United States in history, architecture, archeology, engineering, and culture. Proposed NHLs are designated by the Secretary of the Interior based on the



recommendation of the National Park Service. Upon designation, NHLs are listed in the National Register of Historic Places. The records of the NHL program are publicly available.

① Find more information online at: [www.nps.gov/nhl/](http://www.nps.gov/nhl/)

### **Heritage Documentation Programs**

Heritage Documentation Programs (HDP) identify and record structures and sites that have an important place in the history of the Nation and in the development of American architecture, engineering, and landscapes. These programs include the Historic American Buildings Survey (HABS), the Historic American Engineering Record (HAER), and the Historic American Landscapes Survey (HALS). The programs provide baseline documentation of structures and sites to assist with rehabilitation and interpretation, publish technical guidance for preservation professionals, train students and practitioners in the latest technological documentation techniques, ensure the HDP collection at the Library of Congress archives a broad range of the nation's historically significant cultural resources, and field test new recording technologies to determine appropriate use within the context of the Secretary of the Interior's Guidelines and Standards for Architectural, Engineering, and Landscape Documentation. The HDP programs also review and archive mitigation documentation developed as part of the National Historic Preservation Act Section 106 consultations.

① Find more information online at: [www.nps.gov/hdp/](http://www.nps.gov/hdp/)

### **Cultural Resources GIS Program**

The Cultural Resource Geographic Information Systems program (CRGIS) fosters the use of Geographic Information Systems (GIS) and Global Positioning System (GPS) technologies in survey, inventory, documentation, and management of cultural resources. The program provides training in the use of GIS and GPS in managing historic properties to NPS staff, State Historic Preservation Offices, Tribal Historic Preservation Offices, and other historic preservation organizations. CRGIS works to integrate State, Tribal, and Federal cultural resource spatial data sets, eliminate redundancy, and create Federal agency wide cultural resource spatial data standards. The program expands the effectiveness of resource planning, disaster response, and meeting regulatory requirements through the use of spatial technologies.

① Find more information online at: <https://www.nps.gov/crgis>

### **Archaeological Assistance Program**

The Archaeological Assistance Program provides coordination, leadership, technical assistance, and guidance to all Federal agencies with responsibility for archeological resources pursuant to the National Historic Preservation Act of 1966 and the Archaeological and Historic Preservation Act of 1974, and also collaborates with State, Tribal, and local agencies to ensure responsible stewardship of resources.

① Find more information online at: [www.nps.gov/archeology/sites/fedarch.htm](http://www.nps.gov/archeology/sites/fedarch.htm)

### **Technical Preservation Services**

Technical Preservation Services (TPS) develops historic preservation standards, guidance, and other information on the preservation and rehabilitation of historic buildings and is the NPS national program lead for the Historic Surplus Property Program. TPS also administers, in partnership with State Historic Preservation Offices, the Federal Historic Preservation Tax Incentives Program, which provides a 20

percent tax credit to property owners or long-term lessees who rehabilitate income-producing historic buildings listed in the National Register of Historic Places or located in a registered historic district.

① For more information online at: [www.nps.gov/tps/](http://www.nps.gov/tps/)

#### **National Native American Graves Protection and Repatriation Act (NAGPRA) Program**

NAGPRA was enacted in 1990. The Act provides a process for museums and Federal agencies to resolve rights to Native American cultural items—human remains, funerary objects, sacred objects, and objects of cultural patrimony—to lineal descendants, Indian Tribes, and Native Hawaiian organizations. The National NAGPRA program supports the responsibility of the Secretary of the Interior for the National administration and implementation of NAGPRA.

① Find more information online at: [www.nps.gov/nagpra/](http://www.nps.gov/nagpra/)

#### **Cultural Resources Office of Interpretation and Education**

This program inspires the stewardship of America's special places and promotes inclusive preservation through youth internships, as well as interpretation and education. Internship opportunities are meant to develop a new generation of cultural resources professionals who represent the full diversity of the United States. The program also supports programs that encourage visitors on the ground and online to discover public lands and provide educators with online lesson plans, training, and technical assistance on using historic places in education.

① Find more information online at: [www.nps.gov/orgs/1023/index.htm](http://www.nps.gov/orgs/1023/index.htm)

#### **American Battlefield Protection Program**

The American Battlefield Protection Program (ABPP) assists citizens, public and private institutions, and State and local governments in planning, interpreting, and protecting sites associated with historic battles fought on American soil during the armed conflicts that shaped the growth and development of the United States. To this end, the program provides technical and financial assistance for preservation projects and encourages partnerships among private organizations, Tribes, and all levels of government.

① Find more information online at: [www.nps.gov/orgs/2287/index.htm](http://www.nps.gov/orgs/2287/index.htm)

**Activity:** Cultural Programs  
**Program Component:** National Center for Preservation Technology and Training  
**FY 2023 Program Activities**

---

The following are examples of planned FY 2023 National Center for Preservation Technology and Training activities:

- Provide technical information, research, best practices, and technology training to preservation professionals nationwide, with a focus on park resource issues. This will include hosting webinars and podcasts focusing on the role of science and technology in preservation.
- Rapidly document enslaved and tenant farmer houses across the southeast using 3D laser scanning, photogrammetry, and oral histories to capture these quickly vanishing structures and the stories of the people who inhabited them.
- Develop treatments to remove crude oil from historic structures without damaging historic materials during recovery from inland oil spills.
- Test techniques to remove fire suppressant contamination from historic buildings and other cultural materials.
- Create a series of technical briefs to communicate best practices in preservation for site managers, homeowners, contractors, and the general public.
- Host workshops, symposia, and training events that address cutting-edge issues in preservation, including climate change adaptation, disaster response, resiliency and energy efficiency, and nondestructive evaluation technologies for cultural resource management.
- Manage an authorized grants program to support partners in research and development training to improve tools, materials, and approaches to conservation of historic buildings and landscapes, archeological sites and objects, and museum collections.

#### **Justification of FY 2022 Program Changes**

---

The FY 2023 Budget request for the National Center for Preservation Technology and Training is \$2,058,000 and 7 FTE, a program change of \$31,000 and 0 FTE compared to the FY 2022 Continuing Resolution at an Annualized Rate.

**Baseline Capacity (+\$31,000 / +0 FTE)** – The 2023 budget includes important investments in programs needed to help strengthen America and be more competitive as the world continues to change. These investments include funding needed to maintain a strong, talented workforce. The funding reflects the incremental amount needed to cover the fixed costs associated with mission operations in FY 2022. This request in combination with the FY 2023 fixed costs amounts will allow the program to meet pay requirements without impacting program activities.

#### **Program Overview**

---

The National Center for Preservation Technology and Training (NCPTT) is a designated Federal laboratory that undertakes research related to historic preservation and advances the application of science and technology to preservation problems. The NCPTT also partners with universities and nonprofits, supports applied research, through Preservation Technology and Training Grants, partners with professional and scientific organizations, publishes technical guidance for preservation professionals, and trains students and practitioners in the latest preservation techniques.

NCPTT serves as a clearinghouse for technical and scientific preservation information, with research and training programs that reach preservationists throughout the U.S., an internationally recognized web presence, and a catalog of technical reports and training videos to keeps preservationists informed about advances in technologies and methods for evaluating historic buildings, sites, and collections.

① Find more information about the National Center for Preservation Technology and Training online at: <https://www.nps.gov/subjects/ncptt/index.htm>

**Activity:** Cultural Programs  
**Program Component:** National Native American Graves Protection and Repatriation Act (NAGPRA) Grants

**FY 2023 Program Activities**

---

The following are examples of planned FY 2023 National Native American Graves Protection and Repatriation Act activities:

- The program expects to award approximately 25 grants to assist with consultation and documentation projects leading to the repatriation of Native American ancestral remains and other cultural items.
- The program expects to award approximately 10 grants to assist with travel and transportation of repatriated Native American cultural items.

**Justification of FY 2022 Program Changes**

---

The FY 2023 Budget request for NAGPRA Grants is \$1,907,000 and 0 FTE. There are no proposed program changes compared to the FY 2022 Continuing Resolution at an Annualized Rate.

**Program Overview**

---

The Native American Graves Protection and Repatriation Act (NAGPRA) of 1990 addresses the rights of lineal descendants, Indian Tribes, and Native Hawaiian organizations to Native American cultural items, including human remains, funerary objects, sacred objects, and objects of cultural patrimony.

The Native American Graves Protection and Repatriation Program annually awards grants to museums, Tribes, and Native Hawaiian organizations under the provisions of 25 U.S.C. 3008. From FY 1994 to FY 2021, the NAGPRA grant program has awarded a total of 1,061 grants totaling \$54.0 million. The grants fund museum and Tribal projects for consultation and identification, leading to NAGPRA notices and repatriation; including costs of transfer of possession from museums and agencies to Tribes and Native Hawaiian Organizations.

① Find more information about the National NAGPRA Program online at:  
[www.nps.gov/subjects/nagpra/index.htm](http://www.nps.gov/subjects/nagpra/index.htm)

**Activity:** Cultural Programs  
**Program Component:** Japanese American Confinement Site Grants  
**FY 2023 Program Activities**

---

The following is an example of planned FY 2023 Japanese American Confinement Site Grants activities:

- The program expects to award approximately 20 grants to States, Tribes, local governments, and nonprofit organizations to acquire, protect, preserve, research, interpret, and restore historic confinement sites.

#### **Justification of FY 2023 Program Changes**

---

The FY 2023 Budget request for Japanese American Confinement Site Grants is \$3,155,000 and 0 FTE. There are no proposed program changes compared to the FY 2022 Continuing Resolution at an Annualized Rate.

#### **Program Overview**

---

The Japanese American Confinement Sites Grants program preserves Japanese American World War II confinement sites through partnerships with local preservation groups. In accordance with Public Law 109-441, which authorizes the program, grant funds may be used to encourage and support the research, interpretation, and preservation of the sites where Japanese Americans were detained during World War II. Since the first appropriation in FY 2009, NPS has awarded 269 grants totaling more than \$35 million.

Grants are competitively awarded on the basis of applicant proposals meeting the following selection criteria: historical significance, critical preservation need, lasting educational impact, and feasibility and cost-effectiveness. Eligible projects must also demonstrate commitment of a 2:1 Federal to non-Federal match.

Past projects have included a project to relocate a building back to its original location in the Amache incarceration site in Colorado; a documentary highlighting the history of Japanese American citizens at the Tule Lake Segregation Center in California who protested their incarceration; and the development of educational curricula focused on the Department of Justice internment sites to provide educators with resources to teach a fuller history of the Japanese American World War II incarceration. The wide range of funded grant projects demonstrates the importance of sharing the lessons of Japanese American World War II incarceration history with the public and how those lessons remain relevant today more than 75 years later.

① Find more information online about Japanese American World War II confinement site grants at: [www.nps.gov/jacs](http://www.nps.gov/jacs)

**Activity:** Cultural Programs  
**Program Component:** American Battlefield Protection Program Assistance Grants  
**FY 2023 Program Activities**

---

The following is an example of planned FY 2023 American Battlefield Protection Program (ABPP) Assistance Grants activities:

- The program expects to award approximately 12-15 grants to assist in identification, planning, and education efforts to protect significant battlefields and historic sites associated with armed conflicts on American soil.

#### **Justification of FY 2023 Program Changes**

---

The FY 2023 Budget request for ABPP Assistance Grants is \$1,198,000 and 0 FTE. There are no proposed program changes compared to the FY 2022 Continuing Resolution at an Annualized Rate.

#### **Program Overview**

---

The goals of the American Battlefield Protection Program (ABPP) are to protect battlefields and sites associated with armed conflicts that influenced the course of American history; to encourage and assist in planning for the preservation, management, and interpretation of these sites; and to raise awareness of the importance of preserving battlefields and related sites for future generations. ABPP planning grants protect natural and cultural resources and seek to leverage Federal funding with partner resources to sustain local preservation efforts. They do not fund land acquisition or capital improvement projects. These grants assist in the preservation and protection of America's significant battlefields and sites of armed conflict through site identification and documentation, as well as planning, interpretation, and educational projects. Projects associated with lands owned by the NPS or directly benefiting units of the National Park System are not eligible. ABPP planning grants complement three additional grant programs administered by the program that are funded through Land and Water Conservation Fund mandatory appropriations. These grants provide assistance to non-Federal entities for the acquisition, interpretation, and restoration of significant Civil War battlefields and of significant American Revolution and War of 1812 battlefields and associated historic properties that are outside the external boundaries of units of the National Park System. More information on ABPP battlefield acquisition grants can be found in the Land Acquisition and State Assistance section.

① Find more information online at: [www.nps.gov/orgs/2287/index.htm](http://www.nps.gov/orgs/2287/index.htm)

**Activity:** Cultural Programs  
**Program Component:** American Indian & Native Hawaiian Art & Culture Grants  
**FY 2023 Program Activities**

---

The following is an example of planned FY 2023 American Indian & Native Hawaiian Art & Culture Grants activities:

- The NPS expects to provide funding to the Northwest Coast arts program as outlined by the memorandum of agreement between the Institute of American Indian Arts and the Sealaska Heritage Institute.

#### **Justification of FY 2023 Program Changes**

---

The FY 2023 Budget request for American Indian and Native Hawaiian Art and Culture Grants is \$1,250,000 and 0 FTE. There are no proposed program changes compared to the FY 2022 Continuing Resolution at an Annualized Rate.

#### **Program Overview**

---

This program supports Native culture and arts development with congressional direction to fund the Northwest Coast arts program through the Sealaska Heritage Institute. The Northwest Coast arts program contributes to maintaining the cultural diversity of the Nation and the cultural survival of the region's indigenous populations, furthering the goals of the American Indian, Alaska Native, and Native Hawaiian Culture and Art Development Act.



**Activity:** Cultural Programs  
**Program Component:** 9/11 Memorial Act Grants  
**FY 2023 Program Activities**

---

The following is an example of planned FY 2023 9/11 Memorial Act Grants activities:

- The program expects to award \$2.5 million in grants to one or more of the eligible organizations.

**Justification of FY 2023 Program Changes**

---

The FY 2023 Budget request for 9/11 Memorial Act Grants is \$2,500,000 and 0 FTE. There are no proposed program changes compared to the FY 2022 Continuing Resolution at an Annualized Rate.

**Program Overview**

---

The 9/11 Memorial Act Grant Program was established in FY 2020 to provide competitive grants for the continued operation, security, and maintenance of the on-site memorials of the events and victims of September 11, 2001. Eligible recipients must be located at the sites of the attacks, and they must be established to commemorate the events of, and honor the victims of, the terrorist attacks on the World Trade Center and the Pentagon on September 11, 2001. In addition, they must offer free admission to active and retired members of the military, registered first responders to the 9/11 attacks, and family members of victims of the attacks as well as offer free admission hours to the general public at least once per week.

**Activity:** Cultural Programs  
**Program Component:** Oklahoma City Memorial Endowment Fund  
**FY 2023 Program Activities**

---

The following is an example of planned FY 2023 Oklahoma City Memorial Endowment Fund activities:

- The NPS intends to provide \$1.0 million to the nonprofit Oklahoma City National Memorial Endowment Fund that owns and operates the Oklahoma City National Memorial, on a one-time basis, from an FY 2022 Enacted appropriation, if funded.

**Justification of FY 2022 Program Changes**

---

The FY 2023 Budget request for the Oklahoma City Memorial Endowment Fund is \$0 and 0 FTE, a program change of \$0 and 0 FTE compared to the FY 2022 Continuing Resolution at an Annualized Rate.

**Oklahoma City Memorial Endowment Fund (+\$0 / 0 FTE)** – The Oklahoma City National Memorial Act Amendments of 2003 (P.L. 108-199) authorized appropriations of \$5.0 million for the Oklahoma City Memorial endowment fund. To date, the endowment has received \$4.0 million from General Services Administration appropriations (fiscal years 2005 and 2010). The William M. (Mac) Thornberry National Defense Authorization Act for Fiscal Year 2021 (P.L. 116-283) authorized an appropriation for the endowment from the NPS' National Recreation and Preservation account. The FY 2022 Budget requested a one-time amount that would complete the total authorized appropriation for this purpose. The FY 2023 Budget request does not include funding for this activity.

**Program Overview**

---

The Oklahoma City National Memorial is an affiliated area of the NPS that honors the victims, survivors, rescuers, and all who were affected by the Oklahoma City bombing on April 19, 1995.

**Activity:** Cultural Programs  
**Program Component:** Grants Administration

**FY 2023 Program Activities**

---

The following are examples of planned FY 2023 Grants Administration activities:

- Administer the Historic Preservation Fund grant program, including providing training and guidance on grant and program requirements and management of over 1,200 active grants.
- Manage over 200 active grants funded from NR&P.
- Administer the Certified Local Government program and Preservation Planning program as they relate to requirements of the HPF and the National Historic Preservation Act.

**Justification of FY 2023 Program Changes**

---

The FY 2023 Budget request for Grants Administration is \$3,247,000 and 15 FTE, a program change of +\$70,000 and 0 FTE compared to the FY 2022 Continuing Resolution at an Annualized Rate.

**Baseline Capacity (+\$70,000 / +0 FTE)** – The 2023 budget includes important investments in programs needed to help strengthen America and be more competitive as the world continues to change. These investments include funding needed to maintain a strong, talented workforce. The funding reflects the incremental amount needed to cover the fixed costs associated with mission operations in FY 2022. This request in combination with the FY 2023 fixed costs amounts will allow the program to meet pay requirements without impacting program activities.

**Program Overview**

---

The Grants Administration Program administers multiple grant programs within the Historic Preservation Fund account, as well as grants funded from within this appropriation. The NPS is responsible for ensuring that grantees comply with all requirements and that they successfully complete their proposed projects.

**Activity: Environmental Compliance and Review**

Environmental Compliance and Review (\$000)	2021 Actual	2022 CR at Annual Rate	Fixed Costs (+/-)	Internal Transfers (+/-)	Program Changes (+/-)	2023 Request	Change from 2022 CR at Annual Rate
Environmental Compliance and Review	443	443	+9	0	+13	465	+22
<b>Total Requirements</b>	<b>443</b>	<b>443</b>	<b>+9</b>	<b>0</b>	<b>+13</b>	<b>465</b>	<b>+22</b>
<i>Total FTE Requirements</i>	2	2	0	0	0	2	0

**Summary of FY 2023 Program Changes for Environmental Compliance and Review**

<u>Program Changes</u>	(\$000)	FTE
• Baseline Capacity	+13	+0
<b>TOTAL Program Changes</b>	<b>+13</b>	<b>+0</b>

**Mission Overview**

The Environmental Compliance and Review activity supports the Service's mission by contributing to the protection, restoration, and preservation of natural and cultural resources; the provision of adequate knowledge to properly manage these resources; and to provide for visitor enjoyment and satisfaction with the appropriate availability, diversity, and quality of park facilities, services, and recreational opportunities.

**Activity Overview**

The Environmental Compliance and Review activity provides review and comment on environmental impact Statements, Federal licensing and permitting applications, and other actions which may impact areas of NPS jurisdiction and expertise. This activity ensures compliance with the National Environmental Policy Act (NEPA) and other environmental protection mandates. It also provides comments on the effects on environmental quality resulting from proposed legislation, regulations, guidelines, Executive Orders regarding outdoor recreation, including wild and scenic rivers, National trails, wilderness, resource management plans and activities from other agencies, recreation complexes, Federal surplus property or transfers, and related projects and undertakings.

**FY 2023 Program Activities**

The following is an example of planned FY 2023 Environmental Compliance and Review activities:

- Coordinate the NPS's review and comments on approximately 1,000 external environmental review documents.

**Justification of FY 2023 Program Changes**

The FY 2023 Budget request for Environmental Compliance and Review is \$465,000 and 2 FTE, a program change of +\$13,000 and +0 FTE compared to the FY 2022 Continuing Resolution at an Annualized Rate.

**Baseline Capacity (+\$13,000 / +0 FTE)** – The 2023 budget includes important investments in programs needed to help strengthen America and be more competitive as the world continues to change. These investments include funding needed to maintain a strong, talented workforce. The funding reflects the incremental amount needed to cover the fixed costs associated with mission operations in FY 2022. This request in combination with the FY 2023 fixed costs amounts will allow the program to meet pay requirements without impacting program activities.

### **Program Overview**

---

The Environmental Compliance and Review activity is the focal point for NPS external environmental review. NPS is a major participating bureau in DOI's Environmental Review Program since the NPS has unique expertise associated with the review of environmental compliance documents that have the potential to impact outdoor recreation at the Federal, State, and local levels. As a consequence of the geographic breadth of these park and recreation lands and improvements, it is necessary for the Department to transmit certain environmental documents received from other agencies and bureaus to the NPS for review and preparation of agency comments. Typically, approximately 1,000 documents are submitted to and reviewed by NPS each year. The program facilitates NPS review and comment on the potential impacts of agency proposals on NPS resources and values, and helps other agencies mitigate these impacts.

<b>Activity: International Park Affairs</b>							
<b>International Park Affairs (\$000)</b>	<b>2021 Actual</b>	<b>2022 CR at Annual Rate</b>	<b>Fixed Costs (+/-)</b>	<b>Internal Transfers (+/-)</b>	<b>Program Changes (+/-)</b>	<b>2023 Request</b>	<b>Change from 2022 CR at Annual Rate (+/-)</b>
Office of International Affairs	1,248	1,248	+34	0	+26	1,308	+60
Southwest Border Resource Protection Program	676	676	+6	0	0	682	+6
<b>Total Requirements</b>	<b>1,924</b>	<b>1,924</b>	<b>+40</b>	<b>0</b>	<b>26</b>	<b>1,990</b>	<b>+66</b>
<i>Total FTE Requirements</i>	<i>6</i>	<i>6</i>	<i>0</i>	<i>0</i>	<i>0</i>	<i>6</i>	<i>0</i>

#### Summary of FY 2023 Program Changes for International Park Affairs

<u>Program Changes</u>	<b>(\$000)</b>	<b>FTE</b>
• Baseline Capacity	+26	+0
<b>TOTAL Program Changes</b>	<b>+26</b>	<b>+0</b>

#### Mission Overview

The International Park Affairs activity includes the Office of International Affairs and the Southwest Border Resource Protection Program. These programs support the NPS mission by contributing to the conservation and protection of natural and cultural resources and associated values of the National Park system and of key partner countries, the restoration and maintenance of the condition of these resources, and the ability of the NPS to collaborate effectively with partners to achieve these goals.

#### Activity Overview

Since the designation of Yellowstone as the world's first National Park in 1872, the United States has been looked to for leadership and as a model in park management by other countries and the global parks movement. The NPS has a long tradition of international engagement and has either helped create or significantly influenced the development of park systems in nearly every country in the world. International cooperation is directly related to the NPS mission, and is even included in the Mission Statement, "The Park Service cooperates with partners...throughout this country and the world." In addition to providing other nations with technical assistance, the NPS has learned innovative park management techniques from international cooperation activities, in such diverse fields as invasive species management, interpretation, biodiversity prospecting, and cultural resources preservation.

Research has demonstrated that international collaboration is critical to protecting many different types of park resources. Hundreds of migratory species, including birds, bats, butterflies, salmon, and whales regularly move between NPS units and habitats outside the US. To ensure that these shared wildlife species continue to return to U.S. parks, NPS staff work with counterparts in other countries to establish and manage protected areas outside U.S. borders. Similarly, invasive species, wildfire, and air and water pollution pay no heed to boundaries and require international collaboration for effective resource protection.

**Activity:** International Park Affairs  
**Program Component:** Office of International Affairs  
**FY 2023 Program Activities**

---

The following are examples of planned FY 2023 Office of International Affairs (OIA) activities:

- OIA will coordinate official international visitor and volunteer programs, provide information and assistance to NPS employees on international issues, and serve as NPS liaison with other Federal agencies, particularly the State Department, on international park and heritage matters.
- OIA will develop technical assistance and exchange programs with key partners, including Canada, Mexico, Chile, Georgia, Palau, and other nations. This will include in-country training, study tours in the United States, the development of ‘sister parks’ and other initiatives of mutual benefit.

#### **Justification of FY 2023 Program Changes**

---

The FY 2023 Budget request for the Office of International Affairs is \$1,308,000 and 6 FTE, a program change of +\$26,000 and +0 FTE compared to the FY 2022 Continuing Resolution at an Annualized Rate.

**Baseline Capacity (+\$26,000 / +0 FTE)** – The 2023 budget includes important investments in programs needed to help strengthen America and be more competitive as the world continues to change. These investments include funding needed to maintain a strong, talented workforce. The funding reflects the incremental amount needed to cover the fixed costs associated with mission operations in FY 2022. This request in combination with the FY 2023 fixed costs amounts will allow the program to meet pay requirements without impacting program activities.

#### **Program Overview**

---

The NPS Office of International Affairs (OIA) is the NPS focal point for international activities and serves as the primary contact for other DOI bureaus, agencies, foreign governments, and international and private organizations on park and conservation related matters. Through OIA, NPS exchanges technical and scientific information, shares knowledge and lessons learned, and provides technical assistance to other nations on park and heritage resource management issues. It also assists in the implementation of international treaty obligations that arise from legislative mandates and executive initiatives. OIA provides guidance to NPS employees on international engagement and oversees all official international travel requests for review and approval by NPS and DOI leadership.

- **World Heritage:** OIA provides staff support to the Assistant Secretary for Fish and Wildlife and Parks on the World Heritage Convention, a U.S. treaty obligation, which the National Historic Preservation Act directs the Secretary of the Interior to lead and coordinate for the U.S. government. The NPS manages 18 of the 24 World Heritage Sites in the U.S., including Grand Canyon and Yellowstone National Parks, and OIA administers the Convention’s ongoing reporting and nomination process. The World Heritage Committee routinely monitors developments that could affect U.S. World Heritage Sites. OIA coordinates the U.S. response to the Committee’s queries about such issues. OIA also guides and coordinates the development of U.S. World Heritage nominations and maintains information to update the official “Tentative List” from which nominations are selected. A nomination for the 20th Century Architecture of Frank Lloyd Wright (consisting of 8 buildings in six States) was inscribed on the World Heritage List by the World Heritage Committee at its 2019 session; at the Committee’s 46th session in

2023, a serial nomination of eight earthworks associated with the ancient Hopewell Culture in Ohio will be considered for inscription on the List.

- **Technical Assistance:** As part of official international agreements with partner park agencies, OIA strengthens efforts to protect border parks with shared park resources and supports U.S. foreign policy objectives through technical assistance to other countries' national park systems. The majority of this assistance is funded with outside financial support, primarily from the U.S. Agency for International Development, the U.S. Department of State, and the World Bank.
- **Long-Term Programs:** OIA develops and implements cooperative international agreements to conduct long-term programs for protected areas conservation, cultural heritage, and resource management with key international partners. The NPS also shares management responsibility for preservation and conservation of natural and cultural resources with park authorities in adjacent countries, including Canada and Mexico, as well as with Russia and in the Caribbean Basin.
- **International Visitors and Volunteers:** OIA serves as the initial NPS point of contact for official international visitors who wish to interact directly with Service professionals to learn about various elements of park management in the United States. On average, OIA handles more than 300 official international visitors from as many as seventy countries each year through the State Department's International Visitor Leadership Program (IVLP). OIA also coordinates the International Volunteers in Parks (IVIP) program, which places over 125 international students and park managers in NPS units each year, providing them with hands-on training while also supporting park projects.

① Find more information online about the International Affairs Program at: [International Affairs \(nps.gov\)](#)



**Activity:** International Park Affairs  
**Program Component:** Southwest Border Resource Protection Program  
**FY 2023 Program Activities**

---

The following are examples of planned FY 2023 Southwest Border Resource Protection Program activities:

- Provide technical and financial assistance to parks along the international southern border that share common goals with our Mexican partners to maintain cooperative relationships, mitigate impacts on cultural and natural resources, engage new partners, communities, and visitors in shared environmental stewardship, and increase appreciation and understanding of our shared cultural heritage.

#### **Justification of FY 2023 Program Changes**

---

The FY 2023 Budget request for the Southwest Border Resource Protection Program is \$682,000 and 1 FTE. There are no proposed program changes compared to the FY 2022 Continuing Resolution at an Annualized Rate.

#### **Program Overview**

---

The NPS manages ten parks along the 2,000-mile border shared between the United States and Mexico. Mexico manages nine protected areas along this same international border. The national park units include Organ Pipe Cactus NM, Big Bend NP, Amistad NRA, Palo Alto NHS, Padre Island NS, Saguaro NP, Tumacácori NHP, Chamizal NMem, Coronado NMem, and Chiricahua NM. Some of these NPS units, such as Organ Pipe NM, consistently experience serious resource damage due to illegal cross-border activities traversing the parks. Other national park units within the desert Southwest have also experienced impacts to their natural and cultural resources. Thousands of miles of unauthorized roads and trails have been created, major ecological processes and the migration patterns of wildlife have been disrupted, important historic sites have been vandalized, and archeological sites have been looted. The Southwest Border Resource Protection Program works with park units and their Mexican counterparts, as well as educational institutions, international nonprofit organizations, Tribes, and local, State, and Federal agencies on cross-border projects that improve resource stewardship and achieve international cooperation along this border.

**Activity: Heritage Partnership Programs**

Heritage Partnership Programs (\$000)	2021 Actual	2022 CR at Annual Rate	Fixed Costs (+/-)	Internal Transfers (+/-)	Program Changes (+/-)	2023 Request	Change from 2021 Enacted (+/-)
Commissions and Grants	22,883	22,883	0	0	-1,667	21,216	-1,667
Administrative Support	1,006	1,006	+33	0	+26	1,065	+59
<b>Total Requirements</b>	<b>23,889</b>	<b>23,889</b>	<b>+33</b>	<b>0</b>	<b>-1,641</b>	<b>22,281</b>	<b>-1,608</b>
<i>Total FTE Requirements</i>	<i>6</i>	<i>6</i>	<i>0</i>	<i>0</i>	<i>0</i>	<i>6</i>	<i>0</i>

**Summary of FY 2023 Program Changes for Heritage Partnership Programs**

<u>Program Changes</u>	(\$000)	FTE
• Baseline Capacity	+26	+0
• Commissions and Grants	-1,667	-0
<b>TOTAL Program Changes</b>	<b>-1,641</b>	<b>-0</b>

**Mission Overview**

The Heritage Partnership Program (HPP) supports the conservation and stewardship of diverse natural and cultural resources and the provision of educational and recreational benefits for the American people through partnership programs.

**Activity Overview**

National Heritage Areas (NHA) promote the conservation of local natural, historic, scenic, and cultural resources. The areas are the management responsibility of Federal commissions, nonprofit groups, universities, State agencies or municipal authorities. They are not units of the National Park System, and their lands are not Federally owned or managed. NHAs are guided by management plans approved by the Secretary of the Interior. Via this partnership strategy, heritage areas provide a powerful tool for the preservation of community heritage, combining historic preservation; cultural and natural resource conservation; local and regional preservation planning; and heritage education and tourism. In FY 2021, heritage areas leveraged over \$76 million in cash and in-kind support and benefitted from over 280,000 volunteer hours valued at \$7.6 million, greatly increasing the impact of their Federal funding. This activity includes two program components:

- **Commissions and Grants** – Provides funding to 53 of the 55 authorized NHAs<sup>5</sup>
- **Administrative Support** – Provides servicewide coordination, guidance, assistance, training, and support to NHAs, partners, and the public

<sup>5</sup> Southwestern Pennsylvania Heritage Preservation Commission and John H. Chafee Blackstone River Valley National Heritage Corridor no longer receive Federal funding from this fund source. The latter continues to receive technical support from the National Heritage Area Program and coordinates closely with Blackstone River Valley NHP

**Activity: Heritage Partnership Programs****Program Component: Commissions and Grants****FY 2023 Program Activities**

The following are examples of planned FY 2023 Heritage Partnership Programs Commissions and Grants activities:

- Support six recently established heritage areas in their legislatively mandated management planning process, with funding for those areas flat from their FY 2022 enacted amounts.
- Support 47 mature heritage areas through cooperative agreements, with lower-funded areas funded flat from amounts allocated at the FY 2022 CR Annual Rate amounts and higher-funded areas reduced to \$500,000 each.

National Heritage Area	States	Date Authorized	FY 2022 CR Annual Rate	FY 2023 Request	Cumulative Incl. FY 2023
Abraham Lincoln NHA*	IL	2008	\$400,000	\$400,000	\$4,138,205
Appalachian Forest NHA	MD/WV	2019	\$157,500	\$157,500	\$626,791
Arabia Mountain NHA*	GA	2006	\$400,000	\$400,000	\$4,423,865
Atchafalaya NHA*	LA	2006	\$400,000	\$400,000	\$4,426,865
Augusta Canal NHA*	GA	1996	\$400,000	\$400,000	\$9,972,380
Baltimore NHA	MD	2009	\$400,000	\$400,000	\$3,990,205
Blue Ridge NHA*	NC	2003	\$690,000	\$500,000	\$13,805,780
Cache La Poudre River NHA	CO	1996	\$400,000	\$400,000	\$4,179,205
Cane River NHA	LA	1994	\$591,000	\$500,000	\$14,783,218
Champlain Valley National Heritage Partnership*	NY/VT	2006	\$400,000	\$400,000	\$4,571,865
Crossroads of the American Revolution NHA*	NJ	2006	\$400,000	\$400,000	\$4,423,865
Delaware and Lehigh National Heritage Corridor*	PA	1988	\$610,000	\$500,000	\$18,683,559
Erie Canalway National Heritage Corridor*	NY	2000	\$709,000	\$500,000	\$14,515,528
Essex NHA*	MA	1996	\$628,000	\$500,000	\$19,321,568
Freedom's Frontier NHA*	KS/MO	2006	\$400,000	\$400,000	\$4,644,865
Freedom's Way NHA	MA/NH	2009	\$400,000	\$400,000	\$3,690,205
Great Basin National Heritage Route*	NV/UT	2006	\$400,000	\$400,000	\$4,285,865
Gullah/Geechee Cultural Heritage Corridor*	FL/GA/ NC/SC	2006	\$400,000	\$400,000	\$4,285,865
Illinois and Michigan Canal National Heritage Corridor*	IL	1984	\$400,000	\$400,000	\$10,477,205
John H. Chafee Blackstone River Valley National Heritage Corridor*	MA/RI	1986	\$0	\$0	\$15,005,961
Journey Through Hallowed Ground NHA*	MD/PA/ VA/WV	2008	\$400,000	\$400,000	\$3,988,205
Kenai Mountains-Turnagain Arm NHA	AK	2009	\$400,000	\$400,000	\$3,990,205

National Heritage Area	States	Date Authorized	FY 2022 CR Annual Rate	FY 2023 Request	Cumulative Incl. FY 2023
Lackawanna Valley NHA*	PA	2000	\$427,000	\$427,000	\$11,012,398
The Last Green Valley National Heritage Corridor*	CT/MA	1994	\$666,000	\$500,000	\$16,865,471
Maritime Washington NHA	WA	2019	\$157,500	\$157,500	\$626,791
Maurice D. Hinchey Hudson River Valley NHA*	NY	1996	\$491,000	\$491,000	\$13,861,756
Mississippi Delta NHA	MS	2009	\$400,000	\$400,000	\$3,840,205
Mississippi Gulf Coast NHA	MS	2004	\$400,000	\$400,000	\$5,358,978
Mississippi Hills NHA	MS	2009	\$400,000	\$400,000	\$3,840,205
Mormon Pioneer NHA*	UT	2006	\$400,000	\$400,000	\$4,644,865
MotorCities NHA (Automobile)*	MI	1998	\$491,000	\$491,000	\$11,601,756
Mountains to Sound Greenway NHA	WA	2019	\$157,500	\$157,500	\$626,791
Muscle Shoals NHA	AL	2009	\$400,000	\$400,000	\$3,840,205
National Aviation Heritage Area*	OH	2004	\$400,000	\$400,000	\$5,640,978
National Coal Heritage Area*	WV	1996	\$400,000	\$400,000	\$6,679,599
Niagara Falls NHA*	NY	2008	\$400,000	\$400,000	\$4,276,205
Northern Plains NHA	ND	2009	\$400,000	\$400,000	\$3,230,342
Northern Rio Grande NHA*	NM	2006	\$400,000	\$400,000	\$4,135,865
Ohio and Erie National Heritage Canalway*	OH	1996	\$640,000	\$500,000	\$19,511,448
Oil Region NHA*	PA	2004	\$400,000	\$400,000	\$5,639,993
Rivers of Steel NHA*	PA	1996	\$664,000	\$500,000	\$19,896,919
Sacramento-San Joaquin Delta NHA	CA	2019	\$157,500	\$157,500	\$626,791
Sangre de Cristo NHA	CO	2009	\$400,000	\$400,000	\$3,990,205
Santa Cruz Valley NHA	AZ	2019	\$157,500	\$157,500	\$626,791
Schuylkill River Valley NHA*	PA	2000	\$491,000	\$491,000	\$10,778,756
Shenandoah Valley Battlefields National Historic District	VA	1996	\$435,000	\$435,000	\$11,055,284
Silos and Smokestacks NHA*	IA	1996	\$710,000	\$500,000	\$16,365,107
South Carolina National Heritage Corridor*	SC	1996	\$663,000	\$500,000	\$17,489,000
South Park NHA	CO	2009	\$400,000	\$400,000	\$3,990,205
Southwestern Pennsylvania Heritage Preservation Commission	PA	1988	\$0	\$0	\$2,432,000
Susquehanna NHA	PA	2019	\$157,500	\$157,500	\$626,791
Tennessee Civil War Heritage Area*	TN	1996	\$436,000	\$436,000	\$9,162,559
Upper Housatonic Valley NHA*	CT/MA	2006	\$400,000	\$400,000	\$4,135,865
Wheeling NHA*	WV	2000	\$596,000	\$500,000	\$14,976,589
Yuma Crossing NHA*	AZ	2000	\$400,000	\$400,000	\$7,432,134
<b>Total</b>			<b>\$22,883,000</b>	<b>\$21,216,000</b>	<b>\$421,050,120</b>

\* FY 2023 funding is contingent on legislative action to extend the sunset date for the authority to provide Federal funding to the area and/or legislative action to increase the cap on cumulative Federal funding that may be provided.

Note: Numbers for cumulative funding do not add to total because of rounding.

**Justification of FY 2023 Program Changes**

---

The FY 2023 Budget request for Commissions and Grants is \$21,216,000 and 0 FTE, a program change of -\$1,667,000 and 0 FTE compared to the FY 2022 Continuing Resolution at an Annualized Rate.

**Heritage Partnership Programs Commissions and Grants (-\$1,667,000 / -0 FTE)** –In FY 2023, funding will support all organizations that received funding in FY 2022, with reduced amounts to the highest-funded areas. This change aligns with recommendations made by the Alliance of National Heritage Areas. The National Park Service encourages national heritage area managers to use the designation, which continues in perpetuity, to facilitate sustainable funding from local and private beneficiaries.

**Activity:** Heritage Partnership Programs

**Program Component:** Administrative Support

**FY 2023 Program Activities**

---

The following are examples of planned FY 2023 Heritage Partnership Programs Administrative Support activities:

- Coordinate NPS headquarters, regional, and park interaction with heritage areas.
- Monitor use of prior-year Heritage Partnership Program funding.

**Justification of FY 2023 Program Changes**

---

The FY 2023 Budget request for Administrative Support is \$1,065,000 and 6 FTE, a program change of +\$26,000 and 0 FTE compared to the FY 2022 Continuing Resolution at an Annualized Rate.

**Baseline Capacity (+\$26,000 / +0 FTE)** – The 2023 budget includes important investments in programs needed to help strengthen America and be more competitive as the world continues to change. These investments include funding needed to maintain a strong, talented workforce. The funding reflects the incremental amount needed to cover the fixed costs associated with mission operations in FY 2022. This request in combination with the FY 2023 fixed costs amounts will allow the program to meet pay requirements without impacting program activities.

**Program Overview**

---

The NPS leverages its institutional expertise to enhance NHA management and support the work of areas and their partners, providing technical assistance and guidance, administrative support, information and support on budget and policies, and the coordination and dissemination of information to partners and the public. Additionally, the NPS seeks to encourage standards and accountability for NHAs through a variety of avenues including research, measurement, monitoring and evaluation; to support organizational sustainability, business planning, and financial resource development planning; to encourage consistency and quality in heritage areas while working towards a cohesive network; and to encourage best practices in the protection of cultural and national heritage resources.

**Appropriation: Historic Preservation Fund****Mission Overview**

The Historic Preservation Fund (HPF) contributes to the National Park Service's goal of protecting significant cultural resources. Grants from the HPF to States, Tribes, local governments, and nonprofit organizations serve as catalysts for preserving and protecting our Nation's irreplaceable heritage without expending tax dollars. They also leverage private and non-Federal investment while creating jobs that expand local economies and accelerate historic preservation activities pursuant to the National Historic Preservation Act and other relevant laws.

**Appropriation Overview**

The Historic Preservation Fund appropriation includes grant programs to facilitate the preservation of the Nation's historic and cultural resources. The appropriation is composed of two budget activities:

**Grants-in-Aid**

The Grants-in-Aid activity includes grants to support operations of the historic preservation offices of States, Territories, local governments, and American Indian Tribes. These grants facilitate the preservation of cultural heritage and compliance with Federal preservation mandates, including conducting Section 106 review and developing National Register of Historic Places eligibility opinions as required by the National Historic Preservation Act. Grants to States must be matched by a non-Federal contribution that constitutes at least forty percent of the cost of administering the SHPO's projects and programs. SHPOs must distribute at least ten percent of their grants to Certified Local Governments. This activity also includes competitive grants to support preservation of historic properties at Historically Black Colleges and Universities, to revitalize rural communities through rehabilitation of historic properties, to survey and nominate to the National Register of Historic Places properties associated with underrepresented communities, to preserve the sites and stories of the struggle for civil rights, and to restore sites and structures that honor and interpret the founding of the Nation.

**Grants-in-Aid to Save America's Treasures**

The Grants-in-Aid to Save America's Treasures activity provides grants to preserve nationally significant museum collections and historic sites.

## Summary of Requirements for Historic Preservation Fund

(Dollars in Thousands)

Budget Activity/Subactivity	FY 2021 Actual	FY 2021 Actual FTE	FY 2022 CR	FY 2022 CR FTE Est	Fixed Costs & Related (+/-)	Internal Transfers (+/-)	Program Changes (+/-)	FY 2023 Request	FY 2023 Request FTE Est	Change from FY 2022 (+/-)	FTE Change from FY 2022 (+/-)
<b>Grants-in-Aid</b>											
Grants-in-Aid to States and Territories	55,675	0	55,675	0	0	0	+2,000	57,675	0	+2,000	0
Grants-in-Aid to Indian Tribes	15,000	0	15,000	0	0	0	+8,000	23,000	0	+8,000	0
Grants-in-Aid to Historically Black Colleges & Universities	10,000	1	10,000	1	0	0	0	10,000	1	0	0
Paul Bruhn Historic Revitalization Grants	7,500	1	7,500	1	0	0	+2,500	10,000	1	+2,500	0
Competitive Grants	21,125	2	21,125	2	0	0	+5,000	26,125	2	+5,000	0
Semiquincentennial Preservation Grants	10,000	0	10,000	0			-10,000	0	0	-10,000	0
<b>Subtotal, Grants-in-Aid</b>	<b>119,300</b>	<b>4</b>	<b>119,300</b>	<b>4</b>	<b>0</b>	<b>0</b>	<b>+7,500</b>	<b>126,800</b>	<b>4</b>	<b>+7,500</b>	<b>0</b>
Save America's Treasures	25,000	0	25,000	0	0	0	0	25,000	0	0	0
<b>TOTAL, HISTORIC PRESERVATION FUND</b>	<b>144,300</b>	<b>4</b>	<b>144,300</b>	<b>4</b>	<b>0</b>	<b>0</b>	<b>+7,500</b>	<b>151,800</b>	<b>4</b>	<b>+7,500</b>	<b>0</b>



## HISTORIC PRESERVATION FUND

### Appropriation Language<sup>6</sup>

*For expenses necessary in carrying out the National Historic Preservation Act (division A of subtitle III of title 54, United States Code), \$151,800,000, to be derived from the Historic Preservation Fund and to remain available until September 30, 2024, of which \$25,000,000 shall be for Save America's Treasures grants for preservation of nationally significant sites, structures and artifacts as authorized by section 7303 of the Omnibus Public Land Management Act of 2009 (54 U.S.C. 3089): Provided, That an individual Save America's Treasures grant shall be matched by non-Federal funds: Provided further, That individual projects shall only be eligible for one grant: Provided further, That all projects to be funded shall be approved by the Secretary of the Interior who shall provide notification to the House and Senate Committees on Appropriations: Provided further, That of the funds provided for the Historic Preservation Fund, \$1,000,000 is for competitive grants for the survey and nomination of properties to the National Register of Historic Places and as National Historic Landmarks associated with communities currently under-represented, as determined by the Secretary, \$25,125,000 is for competitive grants to preserve the sites and stories of the Civil Rights movement; \$10,000,000 is for grants to Historically Black Colleges and Universities; \$10,000,000 is for competitive grants for the restoration of historic properties of national, State, and local significance listed on or eligible for inclusion on the National Register of Historic Places, to be made without imposing the usage or direct grant restrictions of section 101(e)(3) (54 U.S.C. 302904) of the National Historical Preservation Act: Provided further, That such competitive grants shall be made without imposing the matching requirements in section 302902(b)(3) of title 54, United States Code to States and Indian tribes as defined in chapter 3003 of such title, Native Hawaiian organizations, local governments, including Certified Local Governments, and non-profit organizations.*

Note—A full-year 2022 appropriation for this account was not enacted at the time the budget was prepared; therefore, the budget assumes that this account is operating under the Continuing Appropriations Act (Division A of P.L. 117-43, as amended). The amounts included for 2022 reflect the annualized level provided by the continuing resolution.

### Justification of Major Proposed Language Changes

The FY 2023 President's Budget clarifies language originally contained in the FY 2022 President's Budget by adjusting a proviso to make the amount available for the survey and nomination of properties to the National Register of Historic Places and as National Historic Landmarks associated with communities currently under-represented, additive rather than a subset to the amount listed for competitive grants to preserve the sites and stories of the Civil Rights movement.

### Appropriations Language Citations

- 1. For expenses necessary in carrying out the National Historic Preservation Act, (division A of subtitle III of title 54, United States Code), \$151,800,000,**

54 U.S.C. 300101 – 307108, the National Historic Preservation Act of 1966 (Public Law 89-665, 80 Stat. 915), establishes a variety of historic preservation programs, including the historic

<sup>6</sup> Appropriation Language for the Historic Preservation Fund differs from the language shown in the FY 2023 President's Budget Appendix by clarifying that amounts noted in the proviso for competitive grants are additive.

preservation grant program to provide assistance to non-Federal entities for the preservation of their cultural heritage, the National Register of Historic Places, and the designation of National Historic Landmarks. The Act authorizes the Secretary of the Interior to carry out these programs; the National Park Service implements these programs and responsibilities for the Secretary.

**2. to be derived from the Historic Preservation Fund**

In 1976, Public Law 94-422 amended the National Historic Preservation Act to establish the Historic Preservation Fund as the funding source. 54 U.S.C. 303102, as amended by Public Law 94-422, Public Law 96-515, Public Law 100-127, Public Law 102-575, Public Law 106-208, Public Law 109-453, and Public Law 114-289 provided the fund with \$150 million in revenues from Outer Continental Shelf receipts each fiscal year through 2023.

**3. and to remain available until September 30, 2024,**

The NPS proposes the availability of funding for this account to remain available for two years, consistent with past appropriations and authority under 54 U.S.C. 303103, which allows appropriations from the Historic Preservation Fund to be made without fiscal year limitation.

## Justification of Program and Performance

<b>Activity: Grants-in-Aid</b>							
<b>Grants-in-Aid (\$000)</b>	<b>2021 Actual</b>	<b>2022 CR at Annual Rate</b>	<b>Fixed Costs (+/-)</b>	<b>Internal Transfers (+/-)</b>	<b>Program Changes (+/-)</b>	<b>2023 Request</b>	<b>Change from 2022 CR at Annual Rate (+/-)</b>
Grants-in-Aid to States and Territories	55,675	55,675	0	0	+2,000	57,675	+2,000
Grants-in-Aid to Indian Tribes	15,000	15,000	0	0	+8,000	23,000	+8,000
Grants-in-Aid to Historically Black Colleges and Universities	10,000	10,000	0	0	0	10,000	0
Paul Bruhn Historic Revitalization Grants	7,500	7,500	0	0	+2,500	10,000	+2,500
Competitive Grants	21,125	21,125	0	0	+5,000	26,125	+5,000
Semiquincentennial Preservation Grants	10,000	10,000	0	0	-10,000	0	-10,000
<b>Total Requirements</b>	<b>119,300</b>	<b>119,300</b>	<b>0</b>	<b>0</b>	<b>+7,500</b>	<b>126,800</b>	<b>+7,500</b>
<i>Total FTE Requirements</i>	<i>4</i>	<i>4</i>	<i>0</i>	<i>0</i>	<i>0</i>	<i>4</i>	<i>0</i>

### Summary of FY 2023 Program Changes for Grants-in-Aid

<b>Program Changes</b>	<b>(\$000)</b>	<b>FTE</b>
• Grants-in-Aid to Indian Tribes	+8,000	0
• African American Civil Rights Competitive Grants	+5,000	0
• Paul Bruhn Historic Revitalization Grants	+2,500	0
• Grants-in-Aid to States and Territories	+2,000	0
• Semiquincentennial Preservation Grants	-10,000	0
<b>Total Program Changes</b>	<b>+7,500</b>	<b>0</b>

### Mission Overview

The Grants-in-Aid program supports the National Park Service mission by providing preservation benefits for the American people through partnerships with other Federal, State, Tribal, and local governments, and nonprofit organizations.

### Activity Overview

The Grants-in-Aid activity provides grants in accordance with the provisions of the National Historic Preservation Act (54 U.S.C. 300101 et seq.), demonstrating leadership and support for the preservation of the Nation's cultural, historic, and prehistoric resources. Grants under this activity fall into the following categories: 1) matching grants to States, Territories (American Samoa, Commonwealth of the Northern Mariana Islands, Guam, Commonwealth of Puerto Rico, and U.S. Virgin Islands), the District of Columbia, and the Freely Associated States (Federated States of Micronesia, Republic of the Marshall Islands, and Republic of Palau), 2) grants to American Indian Tribes, Alaska Natives, and Native

Hawaiians for cultural heritage preservation, 3) grants to Historically Black Colleges and Universities to document and preserve historic structures, 4) Paul Bruhn Historic Revitalization Grants to rehabilitate historic properties and foster economic development in rural communities, 5) competitive grants for Underrepresented Communities in the National Register of Historic Places, African American Civil Rights, and History of Equal Rights, and 6) Semiquincentennial Preservation Grants.

**Activity:** Grants-in-Aid

**Subactivity:** Grants-in-Aid to States and Territories

---

**FY 2023 Program Activities**

---

The following are examples of planned FY 2023 Grants-in-Aid to States and Territories activities:

- Award 59 HPF formula grants to States, Territories, the District of Columbia and the Freely Associated States totaling \$57.7 million.
- States will distribute approximately 270 subgrants to over 2,080 Certified Local Governments and certify 17 new communities.
- States will survey approximately 10.0 million acres for cultural resources and evaluate and list approximately 1,200 sites to the National Register of Historic Places.
- States will review approximately 140,000 outside Federal undertakings in FY 2023, providing 100,000 National Register eligibility opinions.

---

**Justification of FY 2023 Program Changes**

---

The FY 2023 budget request for Grants-in-Aid to States and Territories is \$57,675,000 and 0 FTE, a program change of +2,000,000 and 0 FTE from the FY 2022 Continuing Resolution Annualized Rate.

**Grants-in-Aid to States and Territories (+\$2,000,000 / 0 FTE)** – In FY 2023, funding will assist State Historic Preservation Offices (SHPO) in historic preservation activities and compliance with Federal preservation mandates. Additional funding would increase the average SHPO award from approximately \$944,000 in FY 2022 to \$978,000 in FY 2023.

---

**Subactivity Overview**

---

The Historic Preservation Fund (HPF) was established in 1977 as a matching grant program and is funded by Outer Continental Shelf oil lease revenues. Deposits into the Fund are authorized at \$150 million per year, through 2023. Use of the Fund is subject to appropriations. In this way, revenues generated by the use of one resource support efforts to conserve other resources, in this case historic assets. Subsequent amendments to the NHPA in 1980 created the Certified Local Government program and in 1992 established Tribal Historic Preservation Officers.

The National Park Service administers the HPF on behalf of the Secretary of the Interior. The funds provided as annual matching grants to State and Tribal Historic Preservation Officers assist in efforts to protect and preserve historic resources. Each State Historic Preservation Officer, appointed by the governor for each State, manages this annual grant to perform the Federal preservation responsibilities required by the NHPA.

Funding is used by States to pay for HPF eligible preservation projects, including survey and inventory of historic resources, National Register nominations, preservation education, architectural planning, community preservation plans, managing preservation tax incentives, and brick and mortar repair to buildings. SHPOs also use funds to perform reviews of Federally funded projects that potentially affect historic resources and assets, under Section 106 of the NHPA (54 U.S.C. 306108 et seq.). A minimum of ten percent of each State's allocation must be subgranted to assist Certified Local Governments. These are local governments certified by the NPS and the State as having made a commitment to local historic preservation. These funds are spent locally on preservation projects, with selection decisions made at the

State level. Below are recent activities funded in FY 2021 through Historic Preservation Fund Grants-in-Aid to the SHPOs:

- Facilitated over \$7.16 billion of private investment in FY 2021 in the rehabilitation of income-producing historic properties under the Federal Historic Preservation Tax Incentives Program; a total of \$ 116.34 billion in completed projects since the program's inception in 1977.
- Created 7,220 new low- and moderate-income housing units through the Federal Historic Preservation Tax Incentives program in FY 2021 for a total of 185,525 units since the program's inception in 1977.
- Surveyed approximately 8.5 million acres during FY 2020 for cultural resources by States, with over 114,000 properties evaluated for their historical significance and added to State inventories.
- State Historic Preservation Offices reviewed 190,150 Federal undertakings in FY 2020, providing 89,500 National Register eligibility opinions.
- An estimated 122,000 jobs created by Federal Historic Preservation Tax Incentives Program in FY 2020, and over 2.9 million from the program's inception in 1977 through 2020 (the most recent year available).
- Acted on 1,385 requests related to the National Register of Historic Places in FY 2021, including listings, determinations of eligibility, acceptance of multiple cover documents, additional documentation, and requests for boundary changes, removals, and moved properties. Of these, 1,167 properties were listed in the National Register, bringing the cumulative total to 97,198 listings with over 1.9 million contributing resources (buildings, sites, structures, objects).
- Thirty-one communities in 18 States became Certified Local Governments (CLGs) during FY 2021, bringing the cumulative total to 2,064 CLGs throughout the Nation.
- Five Statewide historic preservation plans were submitted and approved by SHPOs and approved by the NPS in FY 2021.

① Find more information online about HPF grants at: [www.nps.gov/stlpg](http://www.nps.gov/stlpg)

**Activity: Grants-in-Aid**

**Subactivity: Grants-in-Aid to Tribes**

---

**FY 2023 Program Activities**

---

The following are examples of planned FY 2023 Grants-in-Aid to Tribes activities:

- Award formula grants to an estimated 207 Tribal Historic Preservation Offices (THPO) and approximately 20 competitive Tribal Heritage Grants to Federally recognized Tribes, Alaska Native villages and corporations, and Native Hawaiian organizations.
- Add approximately 1,100 new listings to Tribal inventories.
- Survey approximately 75,000 acres for cultural resources by Tribes with over 2,500 significant historical and archeological properties inventoried, evaluated, or designated by Tribes.
- Review approximately 75,000 Federal undertakings, providing 3,500 National Register eligibility opinions.

---

**Justification of FY 2023 Program Changes**

---

The FY 2023 budget request for Grants-in-Aid to Tribes is \$23,000,000 and 0 FTE, a program change of +\$8,000,000 and 0 FTE from the FY 2022 Continuing Resolution at an Annualized Rate.

**Advancing Racial Justice and Equity for Underserved Communities - Grants-in-Aid to Indian Tribes (+\$8,000,000 / 0 FTE)** – The FY 2023 budget request includes a total of +\$48,000,000 and +163 FTE for Advancing Racial Justice and Equity for Underserved Communities, with \$13,000,000 in the HPF appropriation. In FY 2023, an additional \$8,000,000 for THPOs will assist a growing number of THPOs in historic preservation activities and compliance with Federal preservation mandates. These grants to Tribes, which do not have a matching requirement, enable individual Tribes to conduct activities pursuant to the National Historic Preservation Act to preserve vanishing Tribal cultural resources and heritage. Additional funding would increase the average THPO award from approximately \$75,000 in FY 2022 to \$112,000 in FY 2023, substantially increasing the capacity of the THPOs, most of which do not receive financial support from other sources.

---

**Subactivity Overview**

---

The NHPA authorizes the Secretary of the Interior to administer grants to American Indian Tribes for preservation of their cultural heritage. NPS awards grants to THPOs so that they may assume duties from the SHPOs. Distribution of grants to THPOs is based on a formula that considers both the number of eligible Tribes and the relative size of Tribal lands. Eligible activities may include development of Tribal resource management plans, historic preservation skills development, historical and archeological surveys, oral history projects, and performing Section 106 reviews of proposed Federally funded projects. Grants to Tribes, which do not have a matching requirement, serve to help preserve vanishing Tribal cultural resources and heritage, allowing Tribes to participate in the national preservation program and developing capabilities for conducting sustainable preservation programs.

While the majority of the funding is divided equally among THPOs, with additional funding allocated based on acreage held in trust, this subactivity also supports Tribal Heritage Grants to Indian Tribes, Alaska Native villages and corporations, and Native Hawaiian organizations for the preservation and protection of their cultural heritage. The NPS awards an amount equivalent to 4%, or \$920,000 for FY 2023, of the total annual awards under the THPO Grant Program in competitively selected grants for projects under five basic categories of activities: Locating and Identifying Cultural Resources, Preserving

Historic Structures Listed on the National Register of Historic Places, Comprehensive Preservation Planning, Oral History and Documenting Cultural Traditions, and Education and Training for Building a Historic Preservation Program.

① Find more information online about HPF grants online at: [www.nps.gov/thpo](http://www.nps.gov/thpo)



**Activity:** Grants-in-Aid

**Subactivity:** Grants-in-Aid to Historically Black Colleges and Universities

**FY 2023 Program Activities**

---

The following are examples of planned FY 2023 Historically Black Colleges and Universities activities:

- The program will competitively award approximately 20 grants.

**Justification of FY 2023 Program Changes**

---

The FY 2023 budget request for Grants-in-Aid to Historically Black Colleges and Universities is \$10,000,000 and 1 FTE. There are no proposed program changes compared to FY 2022 Continuing Resolution at an Annualized Rate.

**Program Overview**

---

In 1980, President Jimmy Carter signed Executive Order 12232 and established the White House Initiative on Historically Black Colleges and Universities (HBCUs). The Initiative was created to provide HBCUs access to participate in and benefit from Federally-funded programs. Presidents Ronald Reagan, George Bush, Bill Clinton, George W. Bush, Barack Obama, and Donald Trump have all signed Executive Orders to reaffirm the mandate begun by Carter, further strengthening the HBCU program and giving it national attention. The Secretary of the Interior's Historic Preservation Initiative furthers this effort by supporting HBCUs in identifying and restoring historic structures on their campuses. These grants provide bricks-and-mortar preservation assistance to buildings located on historic HBCU campuses and listed in or eligible for the National Register. The program will also fund National Register nominations and Preservation Plans for HBCU campuses. Since 1995, the NPS has awarded over \$80 million of historic preservation grants to HBCUs through this program.

**Activity:** Grants-in-Aid

**Subactivity:** Paul Bruhn Historic Revitalization Grants

**FY 2023 Program Activities**

---

The following are examples of planned FY 2023 Paul Bruhn Historic Revitalization Grants activities:

- The program will competitively award approximately 18 grants.

**Justification of FY 2023 Program Changes**

---

The FY 2023 budget request for Paul Bruhn Historic Revitalization Grants is \$10,000,000 and 1 FTE, a program change of +\$2,500,000 and 0 FTE from the FY 2022 Continuing Resolution at an Annualized Rate.

**Paul Bruhn Historic Revitalization Grants (+\$2,500,000 / 0 FTE)** – In FY 2023, this increase will support an additional 6 recipients in facilitating the rehabilitation of historic properties in Census-designated rural areas, thereby protecting resources and fostering economic development. For the most recent year of grant awards, the NPS received 28 eligible applications totaling \$17.8 million against \$5.0 million in available funding.

**Program Overview**

---

Paul Bruhn Historic Revitalization Grants support subgrant programs that enable the rehabilitation of historic properties and foster economic development in rural communities. Recipients of the grants include States, Tribes, Certified Local Governments, and nonprofits, which in turn subgrant funds to rural communities in their jurisdictions. This program funds preservation projects for historic sites, including architectural and engineering services and physical building preservation through subgrants to communities determined to be rural by the US Bureau of the Census. Eligible properties must be listed in the National Register of Historic Places or determined eligible for listing at the National, State, or local level of significance and located within rural (non-urban) communities with populations less than 50,000.

**Activity: Grants-in-Aid**

**Subactivity: Competitive Grants**

---

**FY 2023 Program Activities**

---

The following are examples of planned FY 2023 Competitive Grants activities:

- The program will competitively award approximately 50 African American Civil Rights grants, including at least one from new funding for larger-dollar physical preservation projects.
- The program will competitively award approximately 10 History of Equal Rights grants.
- The program will award approximately 20 Underrepresented Communities grants.

---

**Justification of FY 2023 Program Changes**

---

The FY 2023 budget request for Competitive Grants is \$26,125,000 and 2 FTE, a program change of +\$5,000,000 and 0 FTE from the FY 2022 Continuing Resolution at an Annualized Rate.

**Advancing Racial Justice and Equity for Underserved Communities - African American Civil Rights Competitive Grants (+\$5,000,000 / 0 FTE)** – The FY 2023 budget request includes a total of +\$48,000,000 and +163 FTE for Advancing Racial Justice and Equity for Underserved Communities, with \$13,000,000 in the HPF appropriation. In FY 2023, an additional \$5,000,000 for Competitive Grants will establish a new program that specifically supports larger physical preservation projects of up to \$5,000,000 with the African American Civil Rights Network (including with NPS Master Cooperators) to preserve the sites and stories of the struggle for African-American equality. Through FY 2022, the program limited project awards for historical research, documentation, survey, and nomination to \$50,000 and preservation project awards to \$500,000. This increase would allow for the program to accommodate larger awards for major preservation work.

---

**Program Overview**

---

Competitive grants allow for the award of grants to State, Tribal, and local governments, and nonprofits, allowing different communities and organizations to work together on over-arching issues and preservation needs. This program funds:

1. African American Civil Rights Grants (\$21,750,000) - The African American Civil Rights Grant Program (Civil Rights Grants) documents, interprets, and preserves sites and stories related to the African American struggle to gain equal rights as citizens. This competitive grant program provides grants to States, Tribes, local governments (including Certified Local Governments), and nonprofits. Non-Federal matching share is not required, but preference will be given to applications that show community commitment through non-Federal match and partnership collaboration. Grants will fund a broad range of planning, development, and research projects for historic sites, including survey, inventory, documentation, interpretation, education, collections conservation, architectural services, historic structure reports, preservation plans, and physical preservation work (including “bricks and mortar” repair).
2. History of Equal Rights Grants (\$3,375,000) - The History of Equal Rights grant program preserves sites related to the struggle of all people to achieve equal rights in America, including women, American Latino, Native American, Asian American, Pacific Islander, Alaska Native, Native Hawaiian, and LGBTQ Americans. The History of Equal Rights grants are not limited to any specific group and are intended to include the broadest possible interpretation of sites

associated with efforts to achieve equal rights. This program funds physical preservation work and pre-preservation planning activities for sites that are listed in or determined eligible for the National Register of Historic Places or as a National Historic Landmark. Should a site not be listed, or not listed for its association with equal rights, then a new nomination or amendment must be created as part of the grant project. Grants under this program are awarded through a competitive process and do not require non-Federal match.

3. Underrepresented Communities Grants (\$1,000,000) - The Underrepresented Community Grant Program works towards diversifying the nominations submitted to the National Register of Historic Places. Projects include surveys and inventories of historic properties associated with communities underrepresented in the National Register, as well as the development of nominations to the National Register for specific sites. Grants are awarded through a competitive process and do not require non-Federal match. Eligible applicants are limited to State Historic Preservation Offices, Federally-recognized Tribes, Alaska Native Villages/Corporations, and Native Hawaiian Organizations, and Certified Local Governments.

**Activity: Grants-in-Aid**

**Subactivity: Semiquincentennial Preservation Grants**

**FY 2022 Program Activities**

---

The FY 2023 budget request does not propose funding for Semiquincentennial Preservation Grants.

**Justification of FY 2022 Program Changes**

---

The FY 2023 budget request for Semiquincentennial Preservation Grants is \$0 and 0 FTE, a program change of -\$10,000,000 and 0 FTE from the FY 2022 Continuing Resolution at an Annualized Rate.

**Semiquincentennial Preservation Grants (-\$10,000,000 / 0 FTE)** – The FY 2023 budget request does not propose funding for Semiquincentennial Preservation Grants.

**Program Overview**

---

The Semiquincentennial Preservation Grant program supports restoration and preservation of State-owned sites and structures listed in the National Register of Historic Places that commemorate the founding of the nation. Funds are awarded to States, Tribes, local governments, and nonprofits with no match required.

**Activity: Grants-in-Aid to Save America's Treasures**

<b>Grants-in-Aid to Save America's Treasures (\$000)</b>	<b>2021 Actual</b>	<b>2022 CR at Annual Rate</b>	<b>Fixed Costs (+/-)</b>	<b>Internal Transfers (+/-)</b>	<b>Program Changes (+/-)</b>	<b>2023 Request</b>	<b>Change from 2022 CR at Annual Rate (+/-)</b>
Save America's Treasures Grants	25,000	25,000	0	0	0	25,000	0
<b>Total Requirements</b>	<b>25,000</b>	<b>25,000</b>	<b>0</b>	<b>0</b>	<b>0</b>	<b>25,000</b>	<b>0</b>
<i>Total FTE Requirements</i>	<i>0</i>	<i>0</i>	<i>0</i>	<i>0</i>	<i>0</i>	<i>0</i>	<i>0</i>

**Mission Overview**

The Save America's Treasures program funds partnerships with other Federal, State, Tribal, and local agencies, and nonprofit organizations for the preservation of nationally significant sites and collections.

**FY 2023 Program Activities**

The following is an example of planned FY 2023 Save America's Treasures activities:

- The program will competitively award approximately 50 grants to Nationally significant properties and collections.

**Justification of FY 2023 Program Changes**

The FY 2023 budget request for Save America's Treasures Grants is \$25,000,000 and 0 FTE. There are no proposed program changes from the FY 2022 Continuing Resolution at an Annualized Rate.

**Program Overview**

The Save America's Treasures (SAT) grant program was established in 1998 and first awarded grants in 1999 to help preserve nationally significant historic properties and collections that convey our Nation's rich heritage to future generations. These matching grants are available for preservation and/or conservation work on nationally significant intellectual and cultural artifacts and nationally significant historic structures and sites. The NPS works closely with a group of partnering organizations, including the Institute of Museum and Library Services, the National Endowment for the Arts, the National Endowment for the Humanities, Heritage Preservation, and the National Park Foundation, to administer the program and develop public awareness and educational activities for the program. Since 1999, there have been more than 4,400 requests for funding totaling more than \$1.61 billion. More than \$364 million has been awarded to over 1,350 projects through 2020.

**Appropriation: Construction****Mission Overview**

The Construction appropriation provides support to several National Park Service mission goals, including managing park resources, providing for visitor enjoyment, and improving organizational effectiveness.

**Appropriation Overview**

The Construction appropriation is composed of five budget activities. The NPS also records reimbursable transactions within this account.

**Line Item Construction**

National Park Service Line Item Construction provides for modernization and renewal of high-priority facilities, which could include construction throughout the National Park System. It also provides for divestiture of unneeded and obsolete assets, as well as security and restoration of abandoned mineral lands.

**Special Programs**

Special Programs provide for minor, unscheduled and emergency construction projects, for inspection, repair or replacement of equipment infrastructure, for housing improvement, and for dam safety and security.

**Construction Planning**

The Construction Planning activity lays the groundwork for actual construction through investigations, surveys, analysis of alternatives, and design. These activities develop required technical and contractual documents to allow construction projects to be awarded, to allow for construction completion within budget and on schedule. Construction Planning ensures projects are designed and provide sustainable and maintainable assets.

**Construction Program Management and Operations**

Construction Program Management and Operations activities provides regional and Washington office program management, oversight of the construction program, administration of support to park employee housing programs, and administration of the Dam Safety Program. It also provides centralized project management and contracting services for construction and interpretive projects. One of the key activities is a servicewide project management control system to validate the cost and scope of each requirement and monitor status throughout all phases of the effort.

**Management Planning**

This activity prepares and maintains up-to-date plans to guide management decisions on the use, development, and administration of each park. Unit Management Plans define the desired conditions for watersheds, landscapes, marine and biological resources, cultural resources, and opportunities for recreational experiences. Additionally, the Special Resource Studies component conducts Congressionally-directed studies of the various alternatives available for protection of areas that may have potential for addition to the National Park System or other designations. Finally, the Environmental

Planning and Compliance component completes environmental impact Statements for projects within the requirements of National Environmental Policy Act (NEPA).

**Reimbursable Activities**

In addition to the subactivities described above, the NPS also records transactions related to reimbursable activities and agreements with Federal, State, and local governments and Indian Tribes within the Construction account. This consists of activities which NPS has the expertise to undertake ranging from providing archaeological assistance and monitoring air and water quality to constructing and rehabilitating facilities and providing security for high profile historical and recreational sites. For more information on actual and estimated spending and offsetting collections related to reimbursable agreements, see the Budget Account Schedule for Construction.



## Summary of Requirements for Construction

(Dollars in Thousands)

Budget Activity/Subactivity	FY 2021 Actual	FY 2021 Actual FTE	FY 2022 CR	FY 2022 CR FTE Est	Fixed Costs & Related (+/-)	Internal Transfers (+/-)	Program Changes (+/-)	FY 2023 Request	FY 2023 Request FTE Est	Change from FY 2022 (+/-)	FTE Change from FY 2022 (+/-)
<b>Line Item Construction</b>											
Line Item Construction Projects	127,788	9	127,788	9	0	0	-7,088	120,700	9	-7,088	0
Abandoned Mineral Lands Projects	0	6	0	6	0	0	+10,000	10,000	6	+10,000	0
Demolition and Disposal Projects	4,000	0	4,000	0	0	0	0	4,000	0	0	0
<b>Subtotal, Line Item Construction</b>	<b>131,788</b>	<b>15</b>	<b>131,788</b>	<b>15</b>	<b>0</b>	<b>0</b>	<b>+2,912</b>	<b>134,700</b>	<b>15</b>	<b>+2,912</b>	<b>0</b>
<b>Special Programs</b>											
Emergency & Unscheduled Projects	3,848	0	3,848	0	0	0	+7,000	10,848	0	+7,000	0
Housing Improvement Program	2,922	2	2,922	2	+6	0	+4,958	7,886	7	+4,964	+5
Dam Safety and Security Program	1,247	0	1,247	0	0	0	0	1,247	0	0	0
Equipment Replacement Program	13,474	0	13,474	0	0	0	+31,031	44,505	1	+31,031	+1
<b>Subtotal, Special Programs</b>	<b>21,491</b>	<b>2</b>	<b>21,491</b>	<b>2</b>	<b>+6</b>	<b>0</b>	<b>+42,989</b>	<b>64,486</b>	<b>8</b>	<b>+42,995</b>	<b>+6</b>
<b>Construction Planning</b>	<b>15,183</b>	<b>0</b>	<b>15,183</b>	<b>0</b>	<b>0</b>	<b>0</b>	<b>0</b>	<b>15,183</b>	<b>0</b>	<b>0</b>	<b>0</b>
<b>Construction Program Management &amp; Operations</b>											
Construction Program Management	2,784	9	2,784	9	+64	0	+54	2,902	9	+118	0
Denver Service Center Operations	20,107	138	20,107	138	+897	0	-6,285	14,719	92	-5,388	-46
Harpers Ferry Center Operations	10,168	51	10,168	51	+289	0	+279	10,736	51	+568	0
Regional Facility Project Support	12,121	38	12,121	38	+220	0	-5,807	6,534	20	-5,587	-18
<b>Subtotal, Construction Program Management &amp; Ops.</b>	<b>45,180</b>	<b>236</b>	<b>45,180</b>	<b>236</b>	<b>+1,470</b>	<b>0</b>	<b>-11,759</b>	<b>34,891</b>	<b>172</b>	<b>-10,289</b>	<b>-64</b>
<b>Management Planning</b>											
Unit Management Plans	5,427	23	5,427	23	+145	0	+15,129	20,701	69	+15,274	+46
Special Resources Studies	1,138	8	1,138	8	+43	0	+348	1,529	9	+391	+1
EIS Planning and Compliance	3,700	13	3,700	13	+85	0	+4,065	7,850	26	+4,150	+13
<b>Subtotal, Management Planning</b>	<b>10,265</b>	<b>44</b>	<b>10,265</b>	<b>44</b>	<b>+273</b>	<b>0</b>	<b>+19,542</b>	<b>30,080</b>	<b>104</b>	<b>+19,815</b>	<b>+60</b>
<i>Supplemental Appropriations</i>	<i>0</i>	<i>31</i>	<i>229,472</i>	<i>31</i>	<i>0</i>	<i>0</i>	<i>-229,472</i>	<i>0</i>	<i>31</i>	<i>-229,472</i>	<i>0</i>
<b>TOTAL, CONSTRUCTION</b>	<b>223,907</b>	<b>328</b>	<b>453,379</b>	<b>328</b>	<b>+1,749</b>	<b>0</b>	<b>-175,788</b>	<b>279,340</b>	<b>330</b>	<b>-174,039</b>	<b>+2</b>

**Fixed Costs and Related Changes**

(Dollars in Thousands)

<b>Fixed Cost Changes and Projections</b>	<b>FY 2022 Total or Change</b>	<b>FY 2022 to FY 2023 Change</b>	<b>Description</b>
Change in Number of Paid Days	+0	-186	This column reflects changes in pay associated with the change in the number of paid days between FY 2022 and FY 2023. The number of paid days in FY 2023 is one day less than FY 2022.
Pay Raise	+1,111	+1,935	The President's Budget for FY 2023 includes one quarter of a planned 2.7% pay raise for FY 2022 and three quarters of a planned 4.6% pay raise for FY 2023.
Employer Share of Federal Employee Retirement System	+383	+0	This column reflects no budgeted increase for the employer contribution to the Federal Employee Retirement System.

## CONSTRUCTION

### Appropriations Language

---

*For construction, improvements, repair, or replacement of physical facilities, and compliance and planning for programs and areas administered by the National Park Service, \$279,340,000, to remain available until expended: Provided, That notwithstanding any other provision of law, for any project initially funded in fiscal year 2023 with a future phase indicated in the National Park Service 5-Year Line Item Construction Plan, a single procurement may be issued which includes the full scope of the project: Provided further, That the solicitation and contract shall contain the clause availability of funds found at 48 CFR 52.232-18: Provided further, That National Park Service Donations, Park Concessions Franchise Fees, and Recreation Fees may be made available for the cost of adjustments and changes within the original scope of effort for projects funded by the National Park Service Construction appropriation: Provided further, That the Secretary of the Interior shall notify the Committees on Appropriations, in accordance with current reprogramming thresholds, prior to making any charges authorized under this heading. Provided Further, that amounts provided under this heading are available for the modernization of field communication capabilities, in addition to amounts otherwise made available for such purpose.*

Note.—A full-year 2022 appropriation for this account was not enacted at the time the budget was prepared; therefore, the budget assumes this account is operating under the Continuing Appropriations Act, 2022 (Division A of P.L. 117-43, as amended). The amounts included for 2022 reflect the annualized level provided by the continuing resolution.

### Justification of Major Proposed Language Changes

---

The FY 2023 President's Budget differs from the FY 2022 President's Budget by adding a new "*Provided Further*" clause, to ensure funding can support the Department of the Interior Field Communication Modernization (DIFCOM) initiative.

### Appropriations Language Citations

---

#### 1. For construction, improvements, repair, or replacement of physical facilities,

54 U.S.C. 100101, 100301-100302 creates the National Park Service to promote and regulate the use of national park areas for their conservation and enjoyment and provides authority for administering areas within the National Park System, thus implying authority for construction, construction planning, and equipment replacement for these purposes. Also, Congress has enacted limited authorizations for appropriations for specific construction projects.

54 U.S.C. 320101-320106 provides specific authority for the Secretary of the Interior to acquire property and to restore, reconstruct, rehabilitate, preserve, and maintain historic and prehistoric sites, buildings, objects, and properties of national historical or archeological significance.

54 U.S.C. 101501(a)-(e) provides specific authority for the Secretary of the Interior to plan, acquire, establish, construct, enlarge, improve, maintain, equip, regulate, and protect airports in, or in close proximity to national parks, monuments, and recreation areas when such airport is included in the current national airport plan of the Secretary of Transportation.

**2. and compliance and planning for areas and programs administered by the National Park Service,**

Specific authority is provided in 54 U.S.C. 100502 for general management plans for national park areas. The National Park Service Omnibus Management Act of 1998 (P.L. 105-391) requires an Act of Congress to specifically authorize a special resource study; however, it also allows the NPS to conduct reconnaissance studies or other preliminary evaluations of areas, not to exceed \$25,000. 16 U.S.C. 1276d requires the Secretary of the Interior to conduct studies on potential new wild and scenic rivers and submit reports to Congress.

The National Environmental Policy Act (P.L. 91-190), as amended, provides authority for the National Park Service to conduct studies related to the environmental impact of proposed changes concerning available resources.

**3. \$279,340,000, to remain available until expended:**

The NPS proposes the availability of funding for the Construction account to remain available until expended, consistent with past appropriations.

**4. *Provided, That notwithstanding any other provision of law, for any project initially funded in fiscal year 2023 with a future phase indicated in the National Park Service 5-Year Line Item Construction Plan, a single procurement may be issued which includes the full scope of the project: *Provided further, That the solicitation and contract shall contain the clause availability of funds found at 48 CFR 52.232-18.****

This provision allows the NPS to make a single procurement for multiple phases of projects. These phases are planned for successive years and executing a single contract has the potential to increase economies of scale and lower overall costs for the project. The “availability of funds” clause at 48 CFR 52.232-18 States “Funds are not presently available for this contract. The Government's obligation under this contract is contingent upon the availability of appropriated funds from which payment for contract purposes can be made. No legal liability on the part of the Government for any payment may arise until funds are made available to the Contracting Officer for this contract and until the Contractor receives notice of such availability, to be confirmed in writing by the Contracting Officer.”

**5. *Provided further, National Park Service Donations, Park Concessions Franchise Fees, and Recreation Fees may be utilized for the cost of adjustments and changes within the original scope of effort for projects funded by the National Park Service Construction appropriation: *Provided further, That the Secretary of the Interior shall notify the Committees on Appropriations, in accordance with current reprogramming thresholds, prior to making any charges authorized under this heading.****

This provision provides the NPS with the authority to address adjustments, subject to reprogramming guidelines, for unforeseen circumstances to published estimated costs for specific projects in a timely manner with other relevant appropriations.

6. ***Provided Further*, that amounts provided under this heading are available for the modernization of field communication capabilities, in addition to amounts otherwise made available for such purpose.**

This provision provides the NPS and the Department of the Interior with the authority to use the funding to improve or modernize field communication systems.

### Justification of Program and Performance

<b>Activity: Line Item Construction</b>							
<b>Line Item Construction (\$000)</b>	<b>2021 Actual</b>	<b>2022 CR at Annual Rate</b>	<b>Fixed Costs (+/-)</b>	<b>Internal Transfers (+/-)</b>	<b>Program Changes (+/-)</b>	<b>2023 Request</b>	<b>Change from CR at Annual Rate (+/-)</b>
Line Item Construction Projects	127,788	127,788	+0	+0	-7,088	120,700	-7,088
Abandoned Mineral Lands	0	0	+0	+0	+10,000	10,000	+10,000
Demolition and Disposal	4,000	4,000	+0	+0	+0	4,000	+0
<b>Total Requirements</b>	<b>131,788</b>	<b>131,788</b>	<b>+0</b>	<b>+0</b>	<b>+2,912</b>	<b>134,700</b>	<b>+2,912</b>
<i>Total FTE Requirements</i>	<i>17</i>	<i>15</i>	<i>0</i>	<i>0</i>	<i>0</i>	<i>15</i>	<i>0</i>

#### Summary of FY 2023 Program Changes for Line Item Construction

<u>Program Changes</u>	<b>(\$000)</b>	<b>FTE</b>
• Abandoned Mineral Lands Projects	+10,000	+0
• Line Item Construction Projects	-7,088	+0
<b>TOTAL Program Changes</b>	<b>+2,912</b>	<b>+0</b>

#### Mission Overview

The Construction Program facilitates implementation of mission-critical investments for facilities, utility systems and other assets which contribute to and support the National Park Service mission, including the management of natural and cultural resources, the safety of park visitors and employees, and recreational and visitor experiences.

#### Activity Overview

##### Line Item Construction

This program component provides for recapitalization, modernization, alteration, replacement, and new construction of assets needed to accomplish the management objectives approved for each park. This activity focuses on projects that repair, replace, or improve high priority mission-critical and mission-dependent assets, and ensures that investments are reasonable, cost effective, and fiscally sustainable over the life-time of the investment. The NPS tracks the facility condition index (FCI), allowing NPS to benchmark desired conditions on types of assets, and measure improvements at the individual asset level, park level, and national level, allowing for representation of the outcomes of these efforts.

##### Abandoned Mineral Lands (AML)

This program component supports projects which mitigate abandoned mineral land safety issues and resource impacts. Mining and other mineral resource development have occurred in many areas

throughout the United States that are now units of the National Park System. AML features were created prior to Federal or State laws and regulations for mining cleanup or restoration.

**Demolition and Disposal**

This program component supports demolition and disposal projects which provide for the removal of excess, unsafe, or unusable property, reducing the burden on park resources and redirecting those resources toward higher priority assets. Often through property donation or land acquisition, parks have excess property that does not add value to the park experience, or contribute to the delivery of the park mission.

**Activity:** Line Item Construction  
**Program Component:** Line Item Construction Projects  
**FY 2023 Program Activities**

---

The following are examples of planned FY 2023 Line Item Construction Projects activities:

Fund thirteen high-priority projects that address recapitalization, alteration, and replacement of mission-critical assets, mitigate health and safety issues affecting employees and visitors, enhance accessibility and correct code compliance deficiencies, and/or preserve historic resources.

Historic preservation of the iconic Atlanta home, 501 Auburn Avenue, where Dr. Martin Luther King, Jr. was born and lived as a child.

Slope stabilization for the archeologically and culturally sensitive area surrounding Knife River Indian Villages National Historic Site in North Dakota.

Ensure that NPS facilities and infrastructure are renewed, replaced, or constructed to be resilient against the effects of climate change and severe weather events.

#### **Justification of FY 2023 Program Changes**

---

The FY 2023 budget request for the Line Item Construction program is \$120,700,000 and 9 FTE, a program change of -\$7,088,000 and +0 FTE from the FY 2022 Continuing Resolution at an Annualized Rate.

**Line Item Construction (FY 2023 Request: \$120,700,000; -\$7,088,000 / -0 FTE)** – At the requested FY 2023 level, the Line Item Construction program will address some of the highest priority projects across the Service, with a focus on renovations, modernization, and major maintenance of high-priority facilities, which could include construction or facility replacement throughout the National Park System. Projects are critical to visitor recreation, enjoyment, safety, and education and include water and wastewater projects, structural shoring, historic rehabilitation, and visitor and employee health and safety. Projects will also provide opportunities to build back better, ensuring that constructed facilities better meet modern standards, and providing opportunities to make buildings and infrastructure more resilient to the effects of climate change. Projects are identified through a multi-layered review and prioritization process, that evaluates both measurable and unquantifiable benefits.

#### **Program Overview**

---

**Five-Year Line Item Construction Program:** The NPS Five-Year Line Item Construction Program provides a strategically-balanced, long-term approach to capital investment and financial sustainability that addresses the highest priority critical life, health, safety, resource protection, and mission support projects.

This program funds modernization and renewal of existing assets; space consolidation and elimination of high cost leases; and replacement of assets in kind. Construction of new or consolidated replacement of facilities are included when supported by an approved planning document, economic analysis, and business case. All eligible NPS Line Item Construction projects are evaluated and prioritized based on monetary and nonmonetary benefits, return on investment, and overall risk. The FY 2023 Line Item Construction project list is the current set of construction priorities that meet the most urgent programmatic needs during FY 2023.



*At A Glance**Selma Interpretive Center*

---

The FY 2022 NPS budget included funding to expand the interpretive center for the Selma to Montgomery National Historic Trail. In this early stage, the project contains three concurrent activities: project compliance studies, exhibit design, and facility design. Compliance activities are expected to conclude in the third quarter of FY 2022; exhibit design contracts are also expected to award in that quarter. The NPS expects preliminary and schematic design to complete in the second quarter of FY 2022, with the contract for architecture and engineering final design to be awarded in the following quarter. The project is currently on schedule and on budget.



*Exterior view of the Interpretive Center in Selma, Alabama*

---

**NATIONAL PARK SERVICE  
FY 2023 LINE ITEM CONSTRUCTION PLAN**

<b>Plan Fund Year</b>	<b>Priority</b>	<b>Facility or Unit Name</b>	<b>Project Title</b>	<b>State</b>	<b>Cong. District</b>	<b>Total Project Cost (\$000)</b>	<b>Funded to Date (\$000)</b>	<b>Budget Year Funding Request (\$000)</b>	<b>Remaining to be Funded</b>	<b>Future Years of Funding for Other Phases</b>
2023	1	National Mall and Memorial Parks	Repair Lincoln Reflecting Pool to Prevent Water Loss	DC	DCAL	5,050	650	4,400	-	
2023	2	Wolf Trap National Park	Replace Stage Lighting Components	VA	VA10	4,780	520	4,260	-	
2023	3	Colonial National Historical Park	Repair Jones Mill Pond Dam	VA	VA02	8,506	356	8,150	-	
2023	4	Great Smoky Mountains NP	Rehabilitate Laurel Falls Trail	TN	TN01	7,811	531	7,280	-	
2023	5	Martin Luther King, Jr. National Historical Park	Rehabilitate 501 Auburn Avenue	GA	GA05	5,376	436	4,940	-	
2023	6	North Cascades National Park	Replace Obsolete Stehekin Wastewater Treatment Plant	WA	WA04	15,911	2,281	13,630	-	
2023	7	National Capital Parks - East	Modify United States Park Police Aviation Building for Fire Protection and Suppression	DC	DCAL	10,080	1,320	8,760	-	
2023	8	Knife River Indian Villages National Historic Site	Stabilize Riverbank to Protect Archeological Resources and Infrastructure	ND	NDAL	10,990	1,080	9,910	-	

Plan Fund Year	Priority	Facility or Unit Name	Project Title	State	Cong. District	Total Project Cost (\$000)	Funded to Date (\$000)	Budget Year Funding Request (\$000)	Remaining to be Funded	Future Years of Funding for Other Phases
2023	9	George Rogers Clark National Historical Park	Repair Lincoln Memorial Bridge Approach	IN	IN08	13,940	2,220	11,720	-	
2023	10	Mount Rushmore National Monument	Rehabilitate and Expand Wastewater Treatment Plant	SD	SDAL	18,165	1,835	16,330	-	
2023	11	Lake Clark National Park & Preserve	Replace Housing Lost to Structural Fire	AK	AKAL	4,094	54	4,040	-	
2023	12	President's Park (White House)	Upgrade Utilities Project G	DC	DCAL	26,506	3,106	23,400	-	
2023	13	Lewis & Clark National Historical Park	Upgrade One Mile Water Service	OR	OR01	4,466	586	3,880	-	
<b>Total</b>								<b>120,700</b>		

**NATIONAL PARK SERVICE  
Project Data Sheets**

Total Project Score/Ranking: 91.40  
Planned Funding FY 2023: \$4,400,000  
Funding Source: Line Item Construction

**Project Identification**

Project Title: Repair Lincoln Reflecting Pool to Prevent Water Loss  
Project Number: 291052A  
Unit/Facility Name: National Mall and Memorial Parks  
Region/Area/District: North Atlantic - Appalachian  
Congressional District: DCAL  
State: DC

**Project Justification**

DOI Asset Code	FRPP Unique Id#	API:	FCI-Before:
40750300	14193	80	0.05

**Project Description:**

This project will repair major failures within the Lincoln Memorial Reflecting Pool water treatment and circulation system by installing new supply and return lines, replacing deteriorated expansion joints, and repairing the inadequate ozone system. The Lincoln Memorial Reflecting Pool is located between the Lincoln Memorial to the west and the World War II Memorial to the east.

**Scope of Benefits (SB):**

Between 2010 and 2012, the Reflecting Pool underwent reconstruction, and a water treatment plant was constructed to alleviate stagnant water in the pool. During this time, inadequate 12- inch circulation and water treatment system supply and return lines were installed. Since 2012, the incorrectly sized pipes have continuously broken and failed due to soil pressure.

To resolve this issue, the expansion joints will be replaced to make the pool watertight, and new supply and return lines will be installed. The new piping will have thicker walls and will be able to withstand the soil pressure resulting in few to no water line breaks. An improved distribution system will ensure the water can be circulated through the treatment plant, filtered, and treated with ozone.

**Investment Strategy (IS):**

In its current condition, the Lincoln Memorial Reflecting Pool is losing a significant amount of water. To keep the pool full in 2019, the park needed 71 million gallons of additional water—more than ten times the pool's normal capacity. 2019 water costs exceeded \$1 million.

By avoiding the water costs, this project will result in a 3 to 5 year return on investment. Following completion of this project, the pool and its systems should not require significant rehabilitation for at least 50 years.

**Consequences of Failure to Act (CFA):**

The Lincoln Memorial Reflecting Pool will continue to leak water, require numerous emergency repairs, and a constant supply of additional water to stay full. All of these issues can only be addressed at a significant cost to the National Park Service. In times where the park is conducting emergency repairs, the pool may be drained completely or may empty on its own. When the pool is empty, the park often receives visitor complaints, indicating the pool's condition has a significant impact on the visitor experience.

**Ranking Categories:**

Category	Percent	Score
FCI Rating:	n/a	0.05

Category	Percent	Score
API Rating:	n/a	80.00
API/FCI Score:	(40%)	40.00
SB Score:	(20%)	20.00
IS Score:	(20%)	20.00
CFA Score:	(20%)	11.40
<b>Total Score:</b>	<b>(100%)</b>	<b>91.40</b>

Combined ranking factors = (0.40 x API/FCI score) + (0.20 x SB score) + (0.20 x IS score) + (0.20 x CFA score)

### Capital Asset Planning

Capital Plan Business Case Required: Yes

VE Study: D Completed 01/2021

### Project Costs and Status

#### Project Cost Estimate (this PDS):

Activity	Dollars in thousands	Percent
Maintenance/Repair Work:	\$ 4,400	100
Capital Improvement Work:	\$ 0	0
Total:	\$ 4,400	100

#### Project Funding History (entire project):

History	Dollars in thousands
Funded to Date:	\$ 650
FY 2023 Line Item Construction Funding (this PDS):	\$ 4,400
Future Funding to Complete Project:	\$ 0
Total:	\$ 5,050

#### Class of Estimate: A

Estimate Escalated to: FY 2023/Q1

#### Planning and Design Funds (dollars in thousands):

Planning Funds Received in N/A:	\$ 250
Design Funds Received in N/A:	\$ 400

#### Major Milestones

Construction Award/Start

- Scheduled: FY 2023/Q1
- Actual: N/A

Project Complete

- Scheduled: FY 2024/Q1
- Actual: N/A

#### Project Data Sheet

Prepared/Last Updated: 02/2022

DOI Approved: YES

---

**Annual Operations & Maintenance Costs \$**

Current: \$1,230,000  
Projected: \$350,000  
Net Change: -\$880,000

**NATIONAL PARK SERVICE  
Project Data Sheet**

Total Project Score/Ranking: 87.60  
Planned Funding FY 2023: \$4,260,000  
Funding Source: Line Item Construction

**Project Identification**

Project Title: Replace Stage Lighting Components  
Project Number: 317469A  
Unit/Facility Name: Wolf Trap National Park for the Performing Arts  
Region/Area/District: North Atlantic - Appalachian  
Congressional District: VA10  
State: VA

**Project Justification**

DOI Asset Code	FRPP Unique Id#	API:	FCI-Before:
35291500	44120	100	0.26

**Project Description:**

This project will replace the stage lighting system used for the performances in the Filene Center at Wolf Trap National Park for the Performing Arts. The system includes lighting instruments, load and control wiring and raceways, control consoles, dimmers, and power supplies. Components will be selected to ensure the system's elements can operate together to provide lighting for the stage for a wide range of live performing arts.

**Scope of Benefits (SB):**

The Filene Center at Wolf Trap National Park for the Performing Arts is the centerpiece of the park — the single facility that is essential to meet its Congressionally-mandated mission to present performing arts and related educational programs. These performances are attended by 350,000 to 500,000 patrons each summer and are the core of the park's mission.

The condition of the various components varies greatly. While a portion of the lighting inventory that was replaced in 2002 is holding up well, many systems components date to 1984, and are not as powerful, adaptable, safe, or reliable as modern systems. The patchwork nature of the current lighting, power, and control elements presents a constant challenge to staging professional productions. Complete replacement of the existing, outdated system will correct these issues, ensuring that performers and attendees have a high-quality experience.

**Investment Strategy (IS):**

By investing in this project, the NPS can assure the continuing opportunity to promote the performing arts to visitors. Operations and maintenance costs associated with the lighting system will be substantially reduced, thereby also reducing the workload for the park maintenance staff, allowing the park to shift resources to maintaining other elements of the theater and facilities. Investment in this historic venue is not relegated solely to the NPS. The park partner, the Wolf Trap Foundation, expects to undertake an ambitious capital campaign, and has already committed \$10 million for improvements to the Filene Center. Collectively, the NPS and the park partner can address long overdue improvements for visitors and artists alike.

Following completion of this project, the lighting system at the Filene Center should not need significant repair or rehabilitation for 25 years.

**Consequences of Failure to Act (CFA):**

While numerous projects have been funded to repair, upgrade and maintain various systems with the Filene Center, the overall facility and its theatrical and visitor support systems are now over 35 years old. Failure to act places the park at increasing risk of a failure of the lighting system that would stop a performance.

**Ranking Categories:**

<b>Category</b>	<b>Percent</b>	<b>Score</b>
FCI Rating:	n/a	0.26
API Rating:	n/a	100.00
API/FCI Score:	(40%)	40.00
SB Score:	(20%)	20.00
IS Score:	(20%)	20.00
CFA Score:	(20%)	7.60
<b>Total Score:</b>	<b>(100%)</b>	<b>87.60</b>

Combined ranking factors = (0.40 x API/FCI score) + (0.20 x SB score) + (0.20 x IS score) + (0.20 x CFA score)

**Capital Asset Planning**

Capital Plan Business Case Required: Yes

VE Study: D Scheduled 07/2022

**Project Costs and Status****Project Cost Estimate (this PDS):**

<b>Activity</b>	<b>Dollars in thousands</b>	<b>Percent</b>
Maintenance/Repair Work:	\$ 4,260	100
Capital Improvement Work:	\$ 0	0
Total:	\$ 4,260	100

**Project Funding History (entire project):**

<b>History</b>	<b>Dollars in thousands</b>
Funded to Date:	\$ 520
FY 2023 Line Item Construction Funding (this PDS):	\$ 4,260
Future Funding to Complete Project:	\$ 0
Total:	\$ 4,780

**Class of Estimate: C**

Estimate Escalated to: FY 2023/Q3

**Planning and Design Funds (dollars in thousands):**

Planning Funds Received in FY 2022:	\$ 220
Design Funds Received in FY 2022:	\$ 300

**Major Milestones**

Construction Award/Start

- Scheduled: FY 2023/Q3
- Actual: N/A

Project Complete

- Scheduled: FY 2024/Q2
- Actual: N/A

**Project Data Sheet**

Prepared/Last Updated: 02/2022

DOI Approved: YES



---

**Annual Operations & Maintenance Costs \$**

Current: \$427,000  
Projected: \$387,000  
Net Change: -\$40,000

**NATIONAL PARK SERVICE  
Project Data Sheet**

Total Project Score/Ranking: 84.30  
 Planned Funding FY 2013: \$8,150,000  
 Funding Source: Line Item Construction

**Project Identification**

Project Title: Repair Jones Mill Pond Dam  
 Project Number: 200920B  
 Unit/Facility Name: Colonial National Historical Park  
 Region/Area/District: North Atlantic - Appalachian  
 Congressional District: VA02  
 State: VA

**Project Justification**

DOI Asset Code	FRPP Unique Id#	API:	FCI-Before:
40181700	93298	100	0.98

**Project Description:**

This project addresses essential work necessary to bring this 1930s dam up to modern standards. It is a critical component of the repair of the Colonial Parkway that runs along the top of the dam and is a required companion construction project for completion of proposed rehabilitation of the parkway.

Work includes abandoning and sealing existing drawdown pipe and inoperable pipe outflow works. Embankment and dam erosion, including dam slopes will be addressed. Invasive tree growth along toe of the dam will be removed and root infiltration repaired. Work includes addressing storm water ponding, repairing or replacing steel-backed timber guardrails that have exceeded their service life, correcting settled and deteriorated roadway slabs on the Parkway, rehabilitating deteriorated spillway masonry, and fixing discharge channel discrepancies. The downstream slope toe will be extended to improve maintainability and safety, articulating concrete block matting over-topping protection will be added, and toe drains with weirs will be installed to control internal seepage. All related work will meet modern standards.

**Scope of Benefits (SB):**

The project will correct deterioration and operational deficiencies of the dam. Upon completion, the park will have a more reliable system to draw down water, and severe embankment erosion will be addressed. Work will also clear invasive tree growth and mitigate excessive ponding of storm water on the Parkway. The repairs will significantly reduce the potential for dam failure, thus protecting drivers on the Colonial Parkway, as well as assets downstream from the dam.

**Investment Strategy (IS):**

Completion of the project will provide safe, maintainable dam operations and ensure protection of significant cultural and natural resources and recreational assets. The repaired dam and associated features will protect downstream resources from economic loss and environmental damage.

Following completion of this project, the dam should not need significant repair or rehabilitation for 40 years.

**Consequences of Failure to Act (CFA):**

The NPS Dam inventory identified significant risks should the dam fail. Dams are assigned the significant hazard potential classification where failure or faulty operation likely can cause economic loss, environmental damage, disruption of lifeline facilities, or can impact other concerns.

The dam and reservoir are highly visited. Failure to act will allow deterioration to continue, increasing the risks of structural failure. Such a failure would result in major impacts to park visitation and resource access, causing

significant damage to Colonial National Historical Parkway. Failure of the dam would close this section of the Parkway, requiring a significant detour.

**Ranking Categories:**

Category	Percent	Score
FCI Rating:	n/a	0.98
API Rating:	n/a	100.00
API/FCI Score:	(40%)	40.00
SB Score:	(20%)	20.00
IS Score:	(20%)	20.00
CFA Score:	(20%)	4.30
<b>Total Score:</b>	<b>(100%)</b>	<b>84.30</b>

Combined ranking factors = (0.40 x API/FCI score) + (0.20 x SB score) + (0.20 x IS score) + (0.20 x CFA score)

**Capital Asset Planning**

Capital Plan Business Case Required: Yes

VE Study: D Scheduled 02/2023

**Project Costs and Status**

**Project Cost Estimate (this PDS):**

Activity	Dollars in thousands	Percent
Maintenance/Repair Work:	\$ 8,150	100
Capital Improvement Work:	\$ 0	0
Total:	\$ 8,150	100

**Project Funding History (entire project):**

History	Dollars in thousands
Funded to Date:	\$ 356
FY 2023 Line Item Construction Funding (this PDS):	\$ 8,150
Future Funding to Complete Project:	\$ 0
Total:	\$ 8,506

**Class of Estimate: B**

Estimate Escalated to: FY 2023/Q4

**Planning and Design Funds (dollars in thousands):**

Planning Funds Received in FY 2013:	\$ 67
Design Funds Received in FY 2022:	\$ 289

**Major Milestones**

Construction Award/Start

- Scheduled: FY 2023/Q4
- Actual: N/A

Project Complete

- Scheduled: FY 2025/Q1
- Actual: N/A

**Project Data Sheet**

Prepared/Last Updated: 02/2022

DOI Approved: YES

**Annual Operations & Maintenance Costs \$**

Current: \$343,000  
Projected: \$343,000  
Net Change: \$0

**NATIONAL PARK SERVICE  
Project Data Sheet**

Total Project Score/Ranking: 81.70  
Planned Funding FY 2023: \$7,280,000  
Funding Source: Line Item Construction

**Project Identification**

Project Title: Rehabilitate Laurel Falls Trail  
Project Number: 213075A  
Unit/Facility Name: South Atlantic - Gulf  
Region/Area/District: Southeast  
Congressional District: TN01  
State: TN

**Project Justification**

DOI Asset Code	FRPP Unique Id#	API:	FCI-Before:
40751100	46666	88	0.91

**Project Description:**

This project will rehabilitate the Laurel Falls trail. Work includes removing the existing surface, rehabilitating the trail foundation, and widening the trail where required. Retaining walls will be rehabilitated and culverts replaced. Work also includes rehabilitating the viewing platform, replacing directional and informational signage, and rehabilitating the visitor viewing area around the falls. New retaining walls will be installed to prevent erosion, and areas degraded by high visitor traffic will be restored and native vegetation replanted. Existing visitor viewing areas will be rehabilitated and new viewing locations will be evaluated and added as appropriate.

**Scope of Benefits (SB):**

Repairing this highly deteriorated trail will maintain and significantly improve the recreational experience for 1 million annual visitors. It also improves visitor safety all along the trail. Due to erosion and failing trail surfaces, the area near the falls poses safety concerns for visitors. Correcting these issues will contribute to visitor safety.

**Investment Strategy (IS):**

Each year, the park commits more resources and labor to keep this trail open and in safe operating condition. This project work provides a solid foundation for routine maintenance, which can be accomplished by park staff within existing resources. Work will address the rehabilitation needs of the park's heaviest and most popular trail, extending its useful life and mitigating the need for emergency repairs.

After project completion, the facilities and systems addressed by this project should not require major recapitalization or modernization for the next 10 years.

**Consequences of Failure to Act (CFA):**

Failure to act will result in continued deterioration of the trail, as well as erosion and failure of retaining walls, culverts, and drainage structures supporting the trail surface. This will result in unsafe tripping hazards from loose or missing asphalt and narrowing of the trail surface. Without widening some trail sections, the park expects there will be overcrowding at the falls. Where overcrowding occurs, visitors may create parallel, braided trails, damaging and degrading the natural habitat and scenery.

**Ranking Categories:**

Category	Percent	Score
FCI Rating:	n/a	0.91
API Rating:	n/a	88.00
API/FCI Score:	(40%)	40.00
SB Score:	(20%)	20.00

Category	Percent	Score
IS Score:	(20%)	20.00
CFA Score:	(20%)	1.70
<b>Total Score:</b>	<b>(100%)</b>	<b>81.70</b>

Combined ranking factors = (0.40 x API/FCI score) + (0.20 x SB score) + (0.20 x IS score) + (0.20 x CFA score)

### **Capital Asset Planning**

Capital Plan Business Case Required: Yes

VE Study: D Completed 10/2021

### **Project Costs and Status**

#### **Project Cost Estimate (this PDS):**

Activity	Dollars in thousands	Percent
Maintenance/Repair Work:	\$ 5,387	74
Capital Improvement Work:	\$ 1,893	26
Total:	\$ 7,280	100

#### **Project Funding History (entire project):**

History	Dollars in thousands
Funded to Date:	\$ 531
FY 2023 Line Item Construction Funding (this PDS):	\$ 7,280
Future Funding to Complete Project:	\$ 0
Total:	\$ 7,811

#### **Class of Estimate: C**

Estimate Escalated to: FY 2023/Q2

#### **Planning and Design Funds (dollars in thousands):**

Planning Funds Received in FY 2019, 2020:	\$	372
Design Funds Received in FY 2020:	\$	159

#### **Major Milestones**

Construction Award/Start

- Scheduled: FY 2023/Q2
- Actual: N/A

Project Complete

- Scheduled: FY 2025/Q1
- Actual: N/A

#### **Project Data Sheet**

Prepared/Last Updated: 02/2022

DOI Approved: YES

### **Annual Operations & Maintenance Costs \$**

Current: \$57,000

Projected: \$57,000

Net Change: \$0

**NATIONAL PARK SERVICE  
Project Data Sheet**

Total Project Score/Ranking: 81.50  
Planned Funding FY 2023: \$4,940,000  
Funding Source: Line Item Construction

**Project Identification**

Project Title: Rehabilitate 501 Auburn Avenue  
Project Number: 318172A  
Unit/Facility Name: Martin Luther King, Jr. National Historical Park  
Region/Area/District: South Atlantic - Gulf  
Congressional District: GA05  
State: GA

**Project Justification**

DOI Asset Code	FRPP Unique Id#	API:	FCI-Before:
35800800	71252	100	1
40750300	236278	93	0.00

**Project Description:**

This project will rehabilitate and preserve the 127 year-old, two-story, wood-framed, Queen Anne style house where Dr. Martin Luther King, Jr was born. Work will address foundation and structural issues; repair, repoint, and weatherproof the exterior envelope and chimney; replace the heating, ventilation, and air conditioning system; modernize electrical systems, and update interior light fixtures. The project will also replace the fire suppression, fire detection, and alarm systems. The scope includes storing historic furnishings during construction, as well as repair of interior finishes. Site work will address or correct drainage issues.

**Scope of Benefits (SB):**

The house is part of the park's enabling legislation and a National Historic Landmark. Project will accomplish critical repairs to the facility's site, interior, and exterior. The repairs will improve the visitor experience, and ensure the interior environment is temperature and climate controlled to preserve the historical furnishings and will address deterioration of the historic fabric.

The house is the park's primary visitor destination, and nearly all the 700,000 annual visitors at least view the exterior of the home.

**Investment Strategy (IS):**

Repairing structural and mechanical issues will likely avoid the need for far more costly repairs and reconstruction later. The initial architecture and engineering design work was covered by a grant from the National Park Foundation.

After project completion, the structure should not require significant repair or rehabilitation for 50 years; and the building's systems should not require repair or rehabilitation for 15 years.

**Consequences of Failure to Act (CFA):**

Problems with the mechanical system lead to poor air quality for employees and visitors. There are some safety risks associated with potential localized structural failures. In 2016, part of the foyer floor dropped several inches during a public tour, but no one was injured. Some structural bracing was added soon after.

Failure to complete structural repairs associated with this project will have major direct impacts to cultural resources. A collapse of the stairs or portion of the floor would lead to the loss of the historic fabric of this nineteenth century resource. The building's condition—combined with interior climate inconsistency—is causing the interior fabric to deteriorate, which also affects the historic furnishings.

**Ranking Categories:**

<b>Category</b>	<b>Percent</b>	<b>Score</b>
FCI Rating:	n/a	2.78
API Rating:	n/a	96.50
API/FCI Score:	(40%)	36.53
SB Score:	(20%)	19.74
IS Score:	(20%)	20.00
CFA Score:	(20%)	5.23
<b>Total Score:</b>	<b>(100%)</b>	<b>81.50</b>

Combined ranking factors = (0.40 x API/FCI score) + (0.20 x SB score) + (0.20 x IS score) + (0.20 x CFA score)

**Capital Asset Planning**

Capital Plan Business Case Required: Yes

VE Study: D Completed 02/2021

**Project Costs and Status****Project Cost Estimate (this PDS):**

<b>Activity</b>	<b>Dollars in thousands</b>	<b>Percent</b>
Maintenance/Repair Work:	\$ 3,260	66
Capital Improvement Work:	\$ 1,680	34
Total:	\$ 4,940	100

**Project Funding History (entire project):**

<b>History</b>	<b>Dollars in thousands</b>
Funded to Date:	\$ 436
FY 2023 Line Item Construction Funding (this PDS):	\$ 4,940
Future Funding to Complete Project:	\$ 0
Total:	\$ 5,376

**Class of Estimate: B**

Estimate Escalated to: FY 2023/Q3

**Planning and Design Funds (dollars in thousands): [may be in a different PMIS statement]**

Planning Funds Received N/A:	\$ 0
Design Funds Received in FY 2021:	\$ 436

**Major Milestones**

Construction Award/Start

- Scheduled: FY 2023/Q3
- Actual: N/A

Project Complete

- Scheduled: FY2024/Q4
- Actual: N/A



**Project Data Sheet**

Prepared/Last Updated: 02/2022

DOI Approved: YES

---

**Annual Operations & Maintenance Costs \$**

Current: \$16,000

Projected: \$14,000

Net Change: -\$2,000

**NATIONAL PARK SERVICE  
Project Data Sheet**

Total Project Score/Ranking: 81.30  
Planned Funding FY 2023: \$13,630,000  
Funding Source: Line Item Construction

**Project Identification**

Project Title: Replace Obsolete Stehekin Wastewater Treatment Plant  
Project Number: 156728A  
Unit/Facility Name: North Cascades National Park  
Region/Area/District: Columbia – Pacific Northwest  
Congressional District: WA08  
State: WA

**Project Justification**

DOI Asset Code	FRPP Unique Id#	API:	FCI-Before:
0	245843	100	0.00
35500400	17777	100	0.87
40710900	17785	100	0.82

**Project Description:**

This project will replace existing Stehekin physical-chemical wastewater treatment plant with a modern facility. Project includes demolition and removal of the existing package skid and tanks, rehabilitation and upgrade of the building, and installation of equivalent treatment capacity infrastructure capable of meeting new discharge permit standards set by the State of Washington Department of Health (DOH). The new treatment system will be cost effective, simple to operate and capable of meeting new DOH discharge permit requirements.

**Scope of Benefits (SB):**

The Stehekin Wastewater Treatment Plant provides sanitary treatment of wastewater generated from NPS operations and visitor services facilities including the Golden West Visitor Center, the North Cascades Lodge and Restaurant concession operation, as well as the marina and boat pump-out station. This developed area sits adjacent to and near the head of lake Chelan. The lake is considered one of the most pristine bodies of water in North America, with a high degree of clarity and ultra-oligotrophic nutrient conditions. The lake offers a highly diverse and scenic landscape so unique that the Forest Service, which manages adjacent lands down-lake of the park, has designated the entire watershed as Class A - Distinctive.

The new plant will protect public health and safety, and natural resources by mitigating the potential for sewage spills. It provides an environmentally sustainable solution for the Stehekin climate. This will bring the wastewater treatment facility into good condition and extend the lifecycle so it can be sustained through a combination of park base funding and costs recovered from concession and other non-NPS entities who use the system on a reimbursable basis.

**Investment Strategy (IS):**

The new plant will save operation and maintenance costs through automation, reducing staff time requirements, energy use, and chemical use. Park staff will be able to focus on other operations and maintenance activities outside of the plant. Electrical costs are anticipated to be lower than the existing system. Additionally, the treatment plant supports all concession-assigned buildings that provide revenue to the park.

After project completion, the facilities and systems should not require major recapitalization or modernization for the next 20 years.

**Consequences of Failure to Act (CFA):**

If the Stehekin Wastewater Treatment Plant were to fail during the high-visitation summer season and could not be brought back online within 24 hours, all park and concession operations would have to be stopped immediately to prevent overflow, which could contaminate Lake Chelan.

During a prolonged failure event, the North Cascades Lodge concession would have to close down all restaurant and lodging operations, all public restrooms, and the public shower and laundry facility. The NPS must provide temporary public sanitation facilities, which requires chartering a barge to transport portable toilets or septic pumping services approximately 55 miles up Lake Chelan. Specific risks to public health and safety are associated with the potential for a sewage spill around the Stehekin Landing.

**Ranking Categories:**

Category	Percent	Score
FCI Rating:	n/a	0.40
API Rating:	n/a	100.00
API/FCI Score:	(40%)	38.24
SB Score:	(20%)	20.00
IS Score:	(20%)	20.00
CFA Score:	(20%)	3.06
<b>Total Score:</b>	<b>(100%)</b>	<b>81.30</b>

Combined ranking factors = (0.40 x API/FCI score) + (0.20 x SB score) + (0.20 x IS score) + (0.20 x CFA score)

**Capital Asset Planning**

Capital Plan Business Case Required: Yes  
VE Study: D Completed 11/2021

**Project Costs and Status****Project Cost Estimate (this PDS):**

Activity	Dollars in thousands	Percent
Maintenance/Repair Work:	\$ 2,862	21
Capital Improvement Work:	\$ 10,768	79
Total:	\$ 13,630	100

**Project Funding History (entire project):**

History	Dollars in thousands
Funded to Date:	\$ 2,281
FY 2023 Line Item Construction Funding (this PDS):	\$ 13,630
Future Funding to Complete Project:	\$ 0
Total:	\$ 15,911

**Class of Estimate: C**

Estimate Escalated to: FY 2023/Q4

**Planning and Design Funds (dollars in thousands):**

Planning Funds Received in FY 2020, 2022:	\$ 1,381
Design Funds Received in FY 2022:	\$ 900

**Major Milestones**

Construction Award/Start

- Scheduled: FY 2023/Q4
- Actual: N/A

Project Complete

- Scheduled: FY2025/Q4
- Actual: N/A

**Project Data Sheet**

Prepared/Last Updated: 02/2022

DOI Approved: YES

---

**Annual Operations & Maintenance Costs \$**

Current: \$156,000

Projected: \$121,000

Net Change: -\$35,000

**NATIONAL PARK SERVICE  
Project Data Sheet**

Total Project Score/Ranking: 76.10  
Planned Funding FY 2023: \$8,760,000  
Funding Source: Line Item Construction

**Project Identification**

Project Title: Modify United States Park Police Aviation Building for Fire Protection and Suppression  
Project Number: 290651A  
Unit/Facility Name: National Capital Parks-East  
Region/Area/District: North Atlantic - Appalachian  
Congressional District: DCAL  
State: DC

**Project Justification**

DOI Asset Code	FRPP Unique Id#	API:	FCI-Before:
35290300	18268	48	0.29

**Project Description:**

This project will install fire suppression and replace fire alarm systems in the United States Park Police (USPP) Aviation Building, consisting of two aircraft storage and maintenance hangars and office space. A new water distribution line will be connected to the local main and a water storage tank will be installed. Drains will be installed to collect discharge and will include an oil/water separator; this will require modification to some of the building's structural members. Interior walls and columns will be modified to meet current code requirements for fire resistance.

**Scope of Benefits (SB):**

Upon project completion, the Aviation Building will meet current fire codes and be able to withstand a fire, thereby mitigating the risks to life safety and preserving valuable equipment. Currently, the building has an outdated fire alarm system, and no means or methods for suppressing even a minor fire. The proposed fire suppression and alarm systems, together with the updating of infrastructure to current codes, will allow the USPP's sole aviation unit to continue its longstanding mission of public protection at national park sites in and around the District of Columbia.

**Investment Strategy (IS):**

Investing in the fire suppression system protects the USPP aircraft and ensures critical operations are not disrupted by a structure fire.

With the completion of this project, the fire suppression and detection systems will not need further capital investment in the next 20 years.

**Consequences of Failure to Act (CFA):**

Failure to act on this project continues to place the entire USPP Aviation Unit's mission in jeopardy. Loss of valuable equipment is an ongoing threat, which would inhibit the USPP's public protection operations. Given the lack of integrated smoke alarms, fire suppression and numerous other fire code violations, the potential for significant personal injury or loss of life in the event of a fire is a high risk. There is no suitable replacement for this facility should it be lost to fire.

**Ranking Categories:**

Category	Percent	Score
FCI Rating:	n/a	0.29
API Rating:	n/a	48.00
API/FCI Score:	(40%)	32.00
SB Score:	(20%)	4.10

Category	Percent	Score
IS Score:	(20%)	20.00
CFA Score:	(20%)	20.00
<b>Total Score:</b>	<b>(100%)</b>	<b>76.10</b>

Combined ranking factors = (0.40 x API/FCI score) + (0.20 x SB score) + (0.20 x IS score) + (0.20 x CFA score)

### Capital Asset Planning

Capital Plan Business Case Required: Yes  
VE Study: D Scheduled 02/2022

### Project Costs and Status

#### Project Cost Estimate (this PDS):

Activity	Dollars in thousands	Percent
Maintenance/Repair Work:	\$ 2,278	26
Capital Improvement Work:	\$ 6,482	74
Total:	\$ 8,760	100

#### Project Funding History (entire project):

History	Dollars in thousands
Funded to Date:	\$ 1,320
FY 2023 Line Item Construction Funding (this PDS):	\$ 8,760
Future Funding to Complete Project:	\$ 0
Total:	\$ 10,080

#### Class of Estimate: C

Estimate Escalated to: FY 2023/Q4

#### Planning and Design Funds (dollars in thousands):

Planning Funds Received in FY 2020, 2022:	\$	645
Design Funds Received in FY 2021:	\$	675

#### Major Milestones

Construction Award/Start

- Scheduled: FY 2023/Q4
- Actual: N/A

Project Complete

- Scheduled: FY 2024/Q4
- Actual: N/A

#### Project Data Sheet

Prepared/Last Updated: 02/2022  
DOI Approved: YES

---

**Annual Operations & Maintenance Costs \$**

Current: \$141,000  
Projected: \$127,000  
Net Change: -\$14,000

**NATIONAL PARK SERVICE  
Project Data Sheet**

Total Project Score/Ranking: 74.40  
Planned Funding FY 2023: \$9,910,000  
Funding Source: Line Item Construction

**Project Identification**

Project Title: Stabilize Riverbank to Protect Archeological Resources and Infrastructure  
Project Number: 257081A  
Unit/Facility Name: Knife River Indian Villages National Historic Site  
Region/Area/District: Missouri Basin  
Congressional District: NDAL  
State: ND

**Project Justification**

DOI Asset Code	FRPP Unique Id#	API:	FCI-Before:
40780200	250702	76	0.57

**Project Description:**

This project will stabilize the Elbee Bend of the Knife River by installing self-healing riverbank protection in combination with strategic planting of vegetation. Riprap will be placed at the base of the steep eroding bank to provide toe protection and to prevent excessive bank contact and scouring of the bend. Additional material and riprap will be buried in the bank at one or both the ends of the protection structure, forming keys that further prevent waters from scouring behind the riverbank. Construction will also include compacted fill along the protection area and up to the full height of the riverbank, which ensures there are no voids or trenches behind the protection structure. Vegetation or other bioengineering will be planted on the stabilization as appropriate.

**Scope of Benefits (SB):**

Stabilizing this riverbank will protect fundamental park resources, including the Elbee Village Site. It also prevents riverbank erosion from threatening utility poles, fencing, and County Road 37. Stabilization will preserve and protect the National Register listed archeological site from further deterioration. Bank stabilization will allow for trail expansion (in a separate project) to facilitate greater access to the river.

This project implements the Archeological Resources Management Plan/EIS (2018), preserving fundamental park resources.

**Investment Strategy (IS):**

This project proactively addresses riverbank erosion issues before fundamental park resources, roads, and utilities are destroyed. Addressing this issue now is more cost-effective than waiting until the situation deteriorates further and becomes an emergency. The riverbank work includes sustainable plantings, ensuring long term success and reducing maintenance costs.

With this investment, the riverbank will not need additional capital investment in the next 50 years.

**Consequences of Failure to Act (CFA):**

If action is not taken in the very near future, the Elbee Village Site will be compromised, and potential irreparable loss would occur. Additionally, County Road 37, powerlines, and park fencing will be destroyed. The U.S. Army Corps of Engineers estimates that erosion will wash out the road in the next 10 years. The park and the public will then lose access to the northern part of the park. Continuing riverbank erosion will impact visitor access to popular fishing sites. This location is important to the local community as a fishing spot and for access to river-based recreation.



**Ranking Categories:**

<b>Category</b>	<b>Percent</b>	<b>Score</b>
FCI Rating:	n/a	0.57
API Rating:	n/a	76.00
API/FCI Score:	(40%)	40.00
SB Score:	(20%)	12.06
IS Score:	(20%)	17.31
CFA Score:	(20%)	5.03
<b>Total Score:</b>	<b>(100%)</b>	<b>74.40</b>

Combined ranking factors = (0.40 x API/FCI score) + (0.20 x SB score) + (0.20 x IS score) + (0.20 x CFA score)

**Capital Asset Planning**

Capital Plan Business Case Required: Yes

VE Study: D Completed 11/2021

**Project Costs and Status****Project Cost Estimate (this PDS):**

<b>Activity</b>	<b>Dollars in thousands</b>	<b>Percent</b>
Maintenance/Repair Work:	\$ 1,586	16
Capital Improvement Work:	\$ 8,324	84
Total:	\$ 9,910	100

**Project Funding History (entire project):**

<b>History</b>	<b>Dollars in thousands</b>
Funded to Date:	\$ 1,080
FY 2023 Line Item Construction Funding (this PDS):	\$ 9,910
Future Funding to Complete Project:	\$ 0
Total:	\$ 10,990

**Class of Estimate: C**

Estimate Escalated to: FY 2023/Q2

**Planning and Design Funds (dollars in thousands):**

Planning Funds Received in FY 2020:	\$ 475
Design Funds Received in FY 2020:	\$ 605

**Major Milestones**

Construction Award/Start

- Scheduled: FY 2023/Q2
- Actual: N/A

Project Complete

- Scheduled: FY 2024/Q2
- Actual: N/A

**Project Data Sheet**

Prepared/Last Updated: 02/2022

DOI Approved: YES

---

**Annual Operations & Maintenance Costs \$**

Current: \$9,000  
Projected: \$9,000  
Net Change: \$0

**NATIONAL PARK SERVICE  
Project Data Sheet**

Total Project Score/Ranking: 69.10  
Planned Funding FY 2023: \$11,720,000  
Funding Source: Line Item Construction

**Project Identification**

Project Title: Repair Lincoln Memorial Bridge Approach  
Project Number: 289951A  
Unit/Facility Name: George Rogers Clark National Historical Park  
Region/Area/District: Great Lakes  
Congressional District: IN08  
State: IN

**Project Justification**

DOI Asset Code	FRPP Unique Id#	API:	FCI-Before:
40750300	64235	87	0.30
40780300	64331	68	0.82

**Project Description:**

This project will repair the Lincoln Memorial Bridge approach walls and the adjacent site. In early 2022, granite panels began falling off of the bridge. These, and other remaining panels, will be removed, stored, cleaned, repaired, and reinstalled with new, corrosion resistant anchors. The underlying concrete structure will be inspected and repaired after the granite panels have been removed. Exposed aggregate sidewalks and site features leading up to and surrounding the bridge approach will be repaired and modified to meet accessibility standards.

Work also includes resetting granite steps leading up to the flag plaza. This project will improve safety and accessibility to visitors and employees while preserving the park's historic resources.

Vegetation beds will be returned to conform to the historic (1930) planting plan.

**Scope of Benefits (SB):**

This project restores this National Register listed property to its historic design, while ensuring safety and accessibility for visitors and employees. In early FY 2022, some of the stones began falling off, creating a safety hazard.

Completion of this project will address stained, deteriorated, and shifted granite elements at the bridge approach, while allowing re-installation of the stones with appropriate attachment methods. The bridge approach is a concrete structure clad with large granite panels. Years of water infiltration has corroded the anchors which hold the massive stone panels in place. Stone removal, cleaning, and installation of new anchors will address potentially unsafe conditions related to movement of large, heavy stone elements in areas frequented by pedestrians.

Resetting granite steps at the north side of the bridge approach will address the recent citation from the Occupational Safety and Health Administration (OSHA) for an unsafe walking surface. Replacement of exposed aggregate concrete sidewalks will address deterioration and tripping hazards.

**Investment Strategy (IS):**

Deterioration of the granite veneer wall was first noted in a State report from 1939. Water infiltration has compromised the anchoring system that attaches the massive granite panels to the concrete substructure. Many of the rust-stained granite panels have since shifted from their original position as a result of the failed anchors. Some sections of the wall are suspected to be held in place by the close proximity and weight of adjacent stone panels. The granite stones are massive, and one or more of them coming detached could be extremely dangerous.

Since the site was transferred to the NPS, numerous efforts have been undertaken to maintain the granite panels attached to the bridge approach, none of which have had any long-lasting effects. The only comprehensive solution

involves removal, repair, and cleaning of the stone panels, resolution of water infiltration issues, and replacement of the anchors that hold the panels to the concrete abutment wall. Completing this project will result in a historic resource that is more stable and visually attractive, and easier to maintain.

Following completion of the project, the facilities and systems should not require significant repair or rehabilitation for years.

**Consequences of Failure to Act (CFA):**

Failure to address deferred maintenance, safety, and accessibility deficiencies associated with the bridge approach and surrounding site will perpetuate a greatly diminished visitor experience and could create an unsafe environment for employees and visitors. The historic abutment wall will continue to degrade if the water infiltration issues are not resolved and the granite panels are not cleaned, repaired, and reattached to the concrete wall with new anchors. Safety hazards created by loose stone steps will continue to require closure of the area adjacent to and along the bridge approach.

**Ranking Categories:**

Category	Percent	Score
FCI Rating:	n/a	0.52
API Rating:	n/a	77.50
API/FCI Score:	(40%)	17.57
SB Score:	(20%)	20.00
IS Score:	(20%)	20.00
CFA Score:	(20%)	11.53
<b>Total Score:</b>	<b>(100%)</b>	<b>69.10</b>

Combined ranking factors = (0.40 x API/FCI score) + (0.20 x SB score) + (0.20 x IS score) + (0.20 x CFA score)

**Capital Asset Planning**

Capital Plan Business Case Required: Yes  
VE Study: Scheduled 12/22

**Project Costs and Status**

**Project Cost Estimate (this PDS):**

Activity	Dollars in thousands	Percent
Maintenance/Repair Work:	\$ 11,368	97
Capital Improvement Work:	\$ 352	3
Total:	\$ 11,720	100

**Project Funding History (entire project):**

History	Dollars in thousands
Funded to Date:	\$ 2,220
FY 2023 Line Item Construction Funding (this PDS):	\$ 11,720
Future Funding to Complete Project:	\$ 0
Total:	\$ 13,940

**Class of Estimate: D**

Estimate Escalated to: FY 2023/Q4

**Planning and Design Funds (dollars in thousands):**

Planning Funds Received in FY 2022:	\$	1,227
Design Funds Received in FY 2022:	\$	993

**Major Milestones**

Construction Award/Start

- Scheduled: FY 2023/Q4
- Actual: N/A

Project Complete

- Scheduled: FY 2025/Q1
- Actual: N/A

**Project Data Sheet**

Prepared/Last Updated: 02/2022

DOI Approved: YES

---

**Annual Operations & Maintenance Costs \$**

Current: \$0

Projected: \$0

Net Change: \$0

**NATIONAL PARK SERVICE  
Project Data Sheet**

Total Project Score/Ranking: 62.91  
Planned Funding FY 2023: \$16,330,000  
Funding Source: Line Item Construction

**Project Identification**

Project Title: Rehabilitate and Expand Wastewater Treatment Plant  
Project Number: 272051A  
Unit/Facility Name: Mount Rushmore National Memorial  
Region/Area/District: Missouri Basin  
Congressional District: SDAL  
State: SD

**Project Justification**

DOI Asset Code	FRPP Unique Id#	API:	FCI-Before:
35500400	86512	59	0.00
35500400	86884	59	0.02
40710900	61415	78	0.33

**Project Description:**

This project will rehabilitate and expand the wastewater treatment plant. Existing process equipment will be replaced and capacity will be enlarged for flow and treatment. Upgrading the capacity of the existing process systems and adding a new treatment train will allow compliance with new South Dakota discharge permit requirements.

**Scope of Benefits (SB):**

The rehabilitation and expansion of the wastewater treatment plant satisfies the requirements of the new South Dakota Department of Natural Resources permit under the National Pollution Discharge Elimination System. This plant provides services to more than 3 million annual visitors and is critical to successful park operations. The rehabilitation and expansion of the plant will protect the area's pristine natural resources, including a protected tributary and trout stream, by providing clean water discharge to the environment.

**Investment Strategy (IS):**

Replacement of the plant's existing process equipment will result in more energy efficient and sustainable plant operations. Completion of this project will reduce operational costs as the park will no longer be required to haul raw wastewater offsite for treatment during peak visitation. Other operational costs will decrease due improved efficiency and smoother operation of new equipment.

With the completion of this project, the plant will continue to operate for 25 years without major investment.

**Consequences of Failure to Act (CFA):**

Failure to act will result in continued deterioration of the asset. Additionally, during peak visitation, discharge flow will exceed the plant's capacity, which could result in a fine or closure by the State of South Dakota. This treatment plant discharges into a protected tributary to Lafferty Gulch which flows into Battle Creek, a protected trout stream, and lack of action may result in contamination. Plant limitations or shutdowns would require the park to scale back or close operations, impacting concessions and all park operations. Inability to operate the plant during peak seasons could require the park to close entirely, as this treatment plant is critical to all operations.

**Ranking Categories:**

Category	Percent	Score
FCI Rating:	n/a	0.22
API Rating:	n/a	65.33

Category	Percent	Score
API/FCI Score:	(40%)	31.23
SB Score:	(20%)	10.46
IS Score:	(20%)	20.00
CFA Score:	(20%)	1.22
<b>Total Score:</b>	<b>(100%)</b>	<b>62.91</b>

Combined ranking factors = (0.40 x API/FCI score) + (0.20 x SB score) + (0.20 x IS score) + (0.20 x CFA score)

### **Capital Asset Planning**

Capital Plan Business Case Required: Yes  
VE Study: D Completed 07/2021

### **Project Costs and Status**

#### **Project Cost Estimate (this PDS):**

Activity	Dollars in thousands	Percent
Maintenance/Repair Work:	\$ 4,083	25
Capital Improvement Work:	\$ 12,247	75
Total:	\$ 16,330	100

#### **Project Funding History (entire project):**

History	Dollars in thousands
Funded to Date:	\$ 1,835
FY 2023 Line Item Construction Funding (this PDS):	\$ 16,330
Future Funding to Complete Project:	\$ 0
Total:	\$ 18,165

#### **Class of Estimate: B**

Estimate Escalated to: FY 2023/Q1

#### **Planning and Design Funds (dollars in thousands):**

Planning Funds Received in FY 2020: \$ 585  
Design Funds Received in FY 2022: \$ 1,250

#### **Major Milestones**

Construction Award/Start

- Scheduled: FY 2023/Q1
- Actual: N/A

Project Complete

- Scheduled: FY 2025/Q1
- Actual: N/A

#### **Project Data Sheet**

Prepared/Last Updated: 02/2022  
DOI Approved: YES

---

**Annual Operations & Maintenance Costs \$**

Current: \$210,000  
Projected: \$207,000  
Net Change: -\$3,000



**NATIONAL PARK SERVICE  
Project Data Sheet**

Total Project Score/Ranking: 36.20  
Planned Funding FY 2023: \$4,040,000  
Funding Source: Line Item Construction

**Project Identification**

Project Title: Replace Housing Lost to Structural Fire  
Project Number: 310751A  
Unit/Facility Name: Lake Clark National Park & Preserve  
Region/Area/District: Alaska  
Congressional District: AKAL  
State: AK

**Project Justification**

DOI Asset Code	FRPP Unique Id#	API:	FCI-Before:
0	254916	33	0.00
0	254917	33	0.00
0	254918	33	0.00
40710300	38550	44	1
40710800	38551	77	0.12
40760200	104822	48	0.05

**Project Description:**

This project will replace housing and infrastructure lost to a structural fire in 2020. A multiplex unit and a single-family unit will be constructed, as well as water treatment and a wastewater lift station that service area housing. A garage will be constructed for storage to support these units. This project includes improvements to the roads, water, sewer, and electrical service which will connect to existing infrastructure.

**Scope of Benefits (SB):**

The multiplex and single-family units will provide a bed-for-bed replacement of the housing lost. The housing is critical to retain and recruit seasonal and year-round staff who provide essential visitor services, as well as providing transient housing for park, regional, and service center staff supporting the park.

**Investment Strategy (IS):**

The new housing will be maintenance friendly, more energy efficient, and have fire suppression. Relocating the housing a half mile west to the Port Alsworth Compound will improve park operations and reduce the cost of construction and maintenance, as the former site has no road and is only accessible by boat.

Following completion of this project, these assets should not require major repair or rehabilitation for 20 years.

**Consequences of Failure to Act (CFA):**

If the new housing is not constructed, the park will continue to have limited housing available for staff. The lack of housing may restrict the park's ability to recruit and operate at full capacity, potentially leading to reduced ranger-led back-country tours. Resource management staff will be unable to stay on-site to conduct wildlife surveys, which affect both recreational and subsistence fishing.

**Ranking Categories:**

<b>Category</b>	<b>Percent</b>	<b>Score</b>
FCI Rating:	n/a	0.37
API Rating:	n/a	44.67
API/FCI Score:	(40%)	30.13
SB Score:	(20%)	0.18
IS Score:	(20%)	5.89
CFA Score:	(20%)	0.00
<b>Total Score:</b>	<b>(100%)</b>	<b>36.20</b>

Combined ranking factors = (0.40 x API/FCI score) + (0.20 x SB score) + (0.20 x IS score) + (0.20 x CFA score)

**Capital Asset Planning**

Capital Plan Business Case Required: Yes

VE Study: D Completed 10/2021

**Project Costs and Status****Project Cost Estimate (this PDS):**

<b>Activity</b>	<b>Dollars in thousands</b>	<b>Percent</b>
Maintenance/Repair Work:	\$ 0	0
Capital Improvement Work:	\$ 4,040	100
Total:	\$ 4,040	100

**Project Funding History (entire project):**

<b>History</b>	<b>Dollars in thousands</b>
Funded to Date:	\$ 54
FY 2023 Line Item Construction Funding (this PDS):	\$ 4,040
Future Funding to Complete Project:	\$ 0
Total:	\$ 4,094

**Class of Estimate: B**

Estimate Escalated to: FY 2023/Q2

**Planning and Design Funds (dollars in thousands):**

Planning Funds Received in FY 2021:	\$ 54
Design Funds Received N/A:	\$ 0

**Major Milestones**

Construction Award/Start

- Scheduled: FY 2023/Q2
- Actual: N/A

Project Complete

- Scheduled: FY 2025/Q3
- Actual: N/A

**Project Data Sheet**

Prepared/Last Updated: 02/2022

DOI Approved: YES

---

**Annual Operations & Maintenance Costs \$**

Current: \$47,000  
Projected: \$44,000  
Net Change: -\$3,000

**NATIONAL PARK SERVICE  
Project Data Sheet**

Total Project Score/Ranking: 28.50  
Planned Funding FY 2023: \$23,400,000  
Funding Source: Line Item Construction

**Project Identification**

Project Title: Upgrade Utilities Project G  
Project Number: 310304A  
Unit/Facility Name: President's Park (White House)  
Region/Area/District: North Atlantic - Appalachian  
Congressional District: DCAL  
State: DC

**Project Justification**

<b>DOI Asset Code</b>	<b>FRPP Unique Id#</b>	<b>API:</b>	<b>FCI-Before:</b>
35290700	241163	100	0.28

**Project Description:**

This project will replace an important utility system and supporting components that serve the Executive Residence. The system and purpose are classified, but important for occupancy and operation of the building.

**Scope of Benefits (SB):**

These utilities serve all visitor-facing spaces and will maintain operations for visitors, residents, and workers in the White House. This project will prevent a disruption in services provided by this utility system.

**Investment Strategy (IS):**

Funding this project will provide life-cycle replacement of an important utility system, which is more cost-effective than an emergency replacement would be.

**Consequences of Failure to Act (CFA):**

These systems are classified but are important for building operations.

**Ranking Categories:**

<b>Category</b>	<b>Percent</b>	<b>Score</b>
FCI Rating:	n/a	0.28
API Rating:	n/a	100.00
API/FCI Score:	(40%)	0.00
SB Score:	(20%)	20.00
IS Score:	(20%)	8.50
CFA Score:	(20%)	0.00
<b>Total Score:</b>	<b>(100%)</b>	<b>28.50</b>

Combined ranking factors = (0.40 x API/FCI score) + (0.20 x SB score) + (0.20 x IS score) + (0.20 x CFA score)

**Capital Asset Planning**

Capital Plan Business Case Required: Yes  
VE Study: D Scheduled 07/2022

---

**Project Costs and Status**
**Project Cost Estimate (this PDS):**

<b>Activity</b>	<b>Dollars in thousands</b>	<b>Percent</b>
Maintenance/Repair Work:	\$ 23,400	100
Capital Improvement Work:	\$ 0	0
Total:	\$ 23,400	100

**Project Funding History (entire project):**

<b>History</b>	<b>Dollars in thousands</b>
Funded to Date:	\$ 3,106
FY 2023 Line Item Construction Funding (this PDS):	\$ 23,400
Future Funding to Complete Project:	\$ 0
Total:	\$ 26,506

**Class of Estimate: C**

Estimate Escalated to: FY 2023/Q3

**Planning and Design Funds (dollars in thousands):**

Planning Funds Received in FY 2017, 2021, 2022: \$ 1,279  
 Design Funds Received in FY 2022: \$ 1,827

**Major Milestones**

Construction Award/Start

- Scheduled: FY 2023/Q3
- Actual: N/A

Project Complete

- Scheduled: FY 2025/Q3
- Actual: N/A

**Project Data Sheet**

Prepared/Last Updated: 02/2022

DOI Approved: YES

---

**Annual Operations & Maintenance Costs \$**

Current: \$487,000  
 Projected: \$445,000  
 Net Change: -\$42,000

**NATIONAL PARK SERVICE  
Project Data Sheet**

Total Project Score/Ranking: 0.00  
Planned Funding FY 2023: \$3,880,000  
Funding Source: Line Item Construction

**Project Identification**

Project Title: Upgrade One Mile Water Service  
Project Number: 258920A  
Unit/Facility Name: Lewis and Clark National Historical Park  
Region/Area/District: Columbia – Pacific Northwest  
Congressional District: OR01  
State: OR

**Project Justification**

DOI Asset Code	FRPP Unique Id#	API:	FCI-Before:
N/A	N/A	N/A	N/A

**Project Description:**

This project will replace the currently undersized water service line and meter that services the park. The new service line will allow for increased flow, capacity, and reliability.

**Scope of Benefits (SB):**

This project replaces the currently deteriorated and severely undersized water service line and protects park assets. To meet operational requirements, service line capacity and pressure must be increased. In addition to addressing general flow and reliability issues, the replacement line will be sufficient for fire suppressions systems.

**Investment Strategy (IS):**

This project will be completed as a utility contract with the Young River Lewis and Clark Water District (YRLCWD) as the service provider. The current undersized waterline is owned by YRLCWD, and they will own, operate, and maintain the replacement line. The line is outside the park boundary, but the park uses approximately ninety percent of the flow from this municipal service.

**Consequences of Failure to Act (CFA):**

Without this project, there is not adequate flow and pressure to protect the park resources from fire. There was a major structural fire event in 2005 in which the replica of the historic Fort Clatsop was destroyed; this project reduces the likelihood that such an unfortunate event will happen again.

**Ranking Categories:**

Category	Percent	Score
FCI Rating:	N/A	N/A
API Rating:	N/A	N/A
API/FCI Score:	(40%)	N/A
SB Score:	(20%)	N/A
IS Score:	(20%)	N/A
CFA Score:	(20%)	N/A
<b>Total Score:</b>	<b>(100%)</b>	<b>N/A</b>

Combined ranking factors = (0.40 x API/FCI score) + (0.20 x SB score) + (0.20 x IS score) + (0.20 x CFA score)

**Capital Asset Planning**

Capital Plan Business Case Required: No

VE Study: C Completed: 02/2019

**Project Costs and Status****Project Cost Estimate (this PDS):**

<b>Activity</b>	<b>Dollars in thousands</b>	<b>Percent</b>
Maintenance/Repair Work:	\$ 0	0
Capital Improvement Work:	\$ 3,880	100
Total:	\$ 3,880	0

**Project Funding History (entire project):**

<b>History</b>	<b>Dollars in thousands</b>
Funded to Date:	\$ 586
FY 2023 Line Item Construction Funding (this PDS):	\$ 3,880
Future Funding to Complete Project:	\$ 0
Total:	\$ 4,466

**Class of Estimate: C**

Estimate Escalated to: FY 2024/Q2

**Planning and Design Funds (dollars in thousands):**

Planning Funds Received N/A:	\$ 0
Design Funds Received in FY 2022:	\$ 586

**Major Milestones**

Construction Award/Start

- Scheduled: FY 2024/Q2
- Actual: N/A

Project Complete

- Scheduled: FY 2024/Q4
- Actual: N/A

**Project Data Sheet**

Prepared/Last Updated: 01/2022

DOI Approved: YES

**Annual Operations & Maintenance Costs \$**

Current: \$0

Projected: \$0

Net Change: \$0

**National Park Service  
FY 2024 Line Item Construction Plan**

Plan Fund Year	Priority	Facility or Unit Name	Project Title	State	Cong. District	Total Project Cost (\$000)	Funded to Date (\$000)	Budget Year Funding Request (\$000)	Remaining to be Funded	Future Years of Funding for Other Phases
2024	1	Crater Lake National Park	Rehabilitate Cleetwood Trail and Marina	OR	OR02	49,760	4,260	45,500	-	
2024	2	Christiansted National Historic Site	Preserve the Steeple Building	VI	VIAL	5,859	859	5,000	-	
2024	3	Great Smoky Mountains National Park	Repair and Alter Cades Cove Water and Wastewater Systems	TN	TN01	9,695	1,495	8,200	-	
2024	4	Kalaupapa National Historical Park	Install Fuel Tanks to Ensure Park Continued Operation	HI	HI02	9,981	2,381	7,600	-	
2024	5	Mesa Verde National Park	Rehabilitate Eight Residences and Museum at Chapin Mesa	CO	CO03	12,855	1,855	11,000	-	
2024	6	Apostle Islands National Lakeshore	Rehabilitate Waterfront at Little Sand Bay and Devils Island, Reconstruct Boathouse	WI	WI07	20,401	3,201	17,200	-	
2024	7	Independence National Historical Park	Address Deficiencies at Graff House Site	PA	PA03	5,750	1,250	4,500	-	
2024	8	Chaco Culture National Historical Park	Construct Multiplex Housing Units, Improve Utilities and Demolish Existing Units and Trailer	NM	NM03	9,650	1,050	8,600	-	
2024	9	President's Park (White House)	Upgrade Utilities Project F	DC	DCAL	15,259	2,159	13,100	-	
<b>Total</b>								<b>120,700</b>		



**National Park Service**  
FY 2025 Line Item Construction Plan

Plan Fund Year	Priority	Facility or Unit Name	Project Title	State	Cong. District	Total Project Cost (\$000)	Funded to Date (\$000)	Budget Year Funding Request (\$000)	Remaining to be Funded	Future Years of Funding for Other Phases
2025	1	Federal Hall National Memorial (Manhattan Sites)	Preserve Federal Hall Structure and Exterior Envelope	NY	NY08	19,694	3,094	16,600	-	
2025	2	Boston National Historical Park	Repair and Replace Storm Drain System at Charlestown Navy Yard	MA	MA07	6,192	1,092	5,100	-	
2025	3	Yosemite National Park	Rehabilitate Hodgdon Meadows Water Distribution System	CA	CA04	14,689	2,289	12,400	-	
2025	4	Andersonville National Historic Site	Rehabilitate National Cemetery	GA	GA02	7,508	1,208	6,300	-	
2025	5	Pu'uhonua O Honaunau National Historical Park	Replace Maintenance Facility and Restore Landscape	HI	HI02	23,774	2,524	21,250	-	
2025	6	Jean Lafitte National Historic Park & Preserve	Consolidate French Quarter Visitor Centers	LA	LA02	9,352	1,452	7,900	-	
2025	7	Harry S Truman National Historic Site	Construct Replacement Park Headquarters and Visitor Services Facility	MO	MO05	10,034	1,534	8,500	-	
2025	8	Petersburg National Battlefield	Rehabilitate Shoreline and Seawalls, Stabilize Bluff	VA	VA04	9,259	1,209	8,050	-	

Plan Fund Year	Priority	Facility or Unit Name	Project Title	State	Cong. District	Total Project Cost (\$000)	Funded to Date (\$000)	Budget Year Funding Request (\$000)	Remaining to be Funded	Future Years of Funding for Other Phases
2025	9	Dinosaur National Monument	Replace Yampa District Multi-Operations Facility, Demolish Existing Structures	CO	CO03	23,016	3,516	19,500	-	
2025	10	Virgin Islands National Park	Replace Maintenance Facility	VI	VIAL	17,619	2,519	15,100	-	
<b>Total</b>								<b>120,700</b>		

**National Park Service**  
FY 2026 Line Item Construction Plan

Plan Fund Year	Priority	Facility or Unit Name	Project Title	State	Cong. District	Total Project Cost (\$000)	Funded to Date (\$000)	Budget Year Funding Request (\$000)	Remaining to be Funded	Future Years of Funding for Other Phases
2026	1	San Antonio Missions National Historical Park	Stabilize Foundation and Repair Structural Damage at San Jose Indian Quarters	TX	TX35	31,405	4,935	26,470	-	
2026	2	Golden Gate National Recreation Area	Rehabilitate Marin Headlands Water System	CA	CA06	51,936	7,586	44,350	-	
2026	3	Keewenaw National Historical Park	Rehabilitate C&H Warehouse No. 1 for Multi-Park Museum Facility	MI	MI01	17,982	2,722	15,260	-	
2026	4	Tuskegee Institute National Historic Site	Rehabilitate Booker T. Washington Home	AL	AL03	15,653	1,513	14,140	-	
2026	5	Fort Vancouver National Historic Site	Rehabilitate Building 405 for Multi-Park Museum Facility	WA	WA03	24,102	3,622	20,480	-	
<b>Total</b>								<b>120,700</b>		

**National Park Service**  
FY 2027 Line Item Construction Plan

Plan Fund Year	Priority	Facility or Unit Name	Project Title	State	Cong. District	Total Project Cost (\$000)	Funded to Date (\$000)	Budget Year Funding Request (\$000)	Remaining to be Funded	Future Years of Funding for Other Phases
2027	1	Colorado National Monument	Rehabilitate Saddlehorn Water System	CO	CO03	8,257	1,297	6,960	-	
2027	2	Golden Gate National Recreation Area	Remove High Hazard Dam and Obsolete Ranch Structures at Tennessee Valley	CA	CA02	10,351	2,451	7,900	-	
2027	3	Acadia National Park	Rehabilitate Cadillac Mountain Water System And Sand Beach Water And Wastewater Systems	ME	ME02	9,645	1,515	8,130	-	
2027	4	Zion National Park	Rehabilitate Water and Wastewater Systems, Replace Vault Toilets	UT	UT02	20,500	2,400	18,100	-	
2027	5	Sitka National Historical Park	Rehabilitate Visitor Center Landscape Area, Parking Lots and Drainage	AK	AKAL	8,127	1,277	6,850	-	
2027	6	Antietam National Battlefield	Rehabilitate Antietam National Cemetery	MD	MD06	23,657	3,717	19,940	-	
2027	7	National Capital Region	Provide Space for Natural Resources and Science Staff	DCAL	DCAL	8,127	1,277	6,850	-	
2027	8	Great Smoky Mountains National Park	Replace Sugarlands Maintenance Facilities	TN	TN01	54,540	8,570	45,970	-	
<b>Total</b>								<b>120,700</b>		

**Activity:** Line Item Construction  
**Program Component:** Abandoned Mineral Lands  
**FY 2023 Program Activities**

---

The following are examples of planned FY 2023 Abandoned Mineral Lands activities:

Mitigate hundreds of AML features at dozens of sites throughout the National Park System. The mitigation of physical safety hazards and environmental impacts at AML sites in NPS units include closing unsafe mine openings, implementing solutions to mitigate degraded water quality and damaged cultural resources, conservation of critical wildlife habitat (e.g., endangered bats and desert tortoise), and restoration of disturbed ecosystems.

#### **Justification of FY 2023 Program Changes**

---

The FY 2023 budget request for Abandoned Mineral Lands is \$10,000,000 and 6 FTE, a program change of +\$10,000,000 and +0 FTE from the FY 2022 Continuing Resolution at an Annualized Rate.

**Abandoned Mineral Lands Projects (+\$10,000,000 / +0 FTE)** – The FY 2023 budget proposes to provide additional support for the Abandoned Mineral Lands program, for projects necessary to improve the lands left behind after mineral extraction, making these places more environmentally safe and mitigating hazards to visitors, employees, and wildlife. This increase supports the Executive Order 14008, Tackling the Climate Crisis at Home and Abroad, and contributes to the Budget initiative to provide resources to communities impacted by abandoned hard rock mining and orphaned or abandoned oil and gas wells, supporting the President’s commitment to create jobs for skilled technicians and operators in some of the hardest hit communities in the Nation, while cleaning up hazardous sites. The increase will support efforts to improve the environment, restore water quality, and restore natural resources to their original condition.

#### **Program Overview**

---

In 2014, the National Park Service released the Abandoned Mineral Lands in the National Park System Comprehensive Inventory and Assessment report which identified and documented all abandoned mineral lands (AML) in the System and estimated the cost to mitigate their hazards. AML sites are located across the U.S. in over 140 NPS units. Precious metals, base metals, and industrial minerals were the primary targets of mining activity on land in those areas. Mines in other parks produced similar commodities as well as uranium, oil, and gas. The inventory completed in 2014 identified 37,050 AML features at 3,421 mine sites across the Service. Additional abandoned mine features and orphaned oil and gas wells are still being found and recorded as they are encountered. Of those features, approximately 85 percent require no action and five percent have already received long-term remedial action to address human health and safety and environmental problems. The NPS has initiated or completed closures of 270 features (shafts, adits, wells, unsafe structures) with prior funding, but approximately 3,600 AML features still require remedial action, and an estimated 150 orphaned oil and gas wells need to be plugged in order to reduce emissions and mitigate physical safety hazards.

**Activity:** Line Item Construction  
**Program Component:** Demolition and Disposal  
**FY 2023 Program Activities**

---

The following are examples of planned FY 2023 Demolition and Disposal activities:

Conduct the pre-award planning, design, and compliance activities associated with demolition and disposal projects.

Dispose or demolish multiple deteriorated surplus or unneeded assets.

#### **Justification of FY 2023 Program Changes**

---

The FY 2023 budget request for the Demolition and Disposal program is \$4,000,000 and 0 FTE. There are no proposed program changes from the FY 2022 Continuing Resolution at an Annualized Rate.

#### **Program Overview**

---

Park units may seek to demolish real property improvements that are surplus to the land, operation, or mission of the park. Parks may decide to dispose of a facility as part of the normal asset lifecycle or, in the case of newly acquired facilities or lands, may deem certain facilities to be excess at the time of acquisition. Facilities may be classified as “excess” for a variety of reasons, such as storm damage, advanced deterioration or other poor condition, vulnerability to environmental effects (such as sea level rise or geologic instability), and lack of value to the park’s mission. Such facilities can create health and safety hazards and require resources to limit access that could be better spent on other activities.

Typically, there are environmental assessments that must be conducted prior to demolition and restoration of lands that must happen afterwards. Due to McKinney-Vento Act requirements (for Federal agencies to identify and make available suitable surplus Federal property for use by States, local governments, and nonprofit agencies to assist the homeless), availability of funds, and the historical and environmental assessments that may need to be completed, the process from start to finish can take several years.

Additionally, contaminants can increase the cost and duration of the disposal activities if they are found during a demolition site assessment. The NPS received approval from the Department of Housing and Urban Development to streamline the McKinney-Vento Homeless Assistance Act requirements for demolition projects, significantly shortening the time it takes to work through regulatory requirements.

Significant demolition obligations in FY 2021 include a project to demolish 11 non-historic deteriorated structures at Wilson’s Creek National Battlefield in Missouri. At the completion of this project, the site will be restored to its condition during the historic battle and will be opened to the public for interpretive programs.

THIS PAGE INTENTIONALLY LEFT BLANK

<b>Activity: Special Programs</b>							
<b>Special Programs (\$000)</b>	<b>2021 Actual</b>	<b>2022 CR at Annual Rate</b>	<b>Fixed Costs (+/-)</b>	<b>Internal Transfers (+/-)</b>	<b>Program Changes (+/-)</b>	<b>2023 Request</b>	<b>Change from 2022 CR at Annual Rate (+/-)</b>
Emergency & Unscheduled Projects	3,848	3,848	+0	+0	+7,000	10,848	+7,000
Housing Improvement Program	2,922	2,922	+6	+0	+4,958	7,886	+4,964
Dam Safety Program	1,247	1,247	+0	+0	0	1,247	+0
Equipment Replacement Program	13,474	13,474	+0	+0	+31,031	44,505	+31,031
<b>Total Requirements</b>	21,491	21,491	+6	+0	+42,989	64,486	+42,995
<i>Total FTE Requirements</i>	2	2	-	-	+6	8	+6

#### Summary of FY 2023 Program Changes for Special Programs

<u>Program Changes</u>	<b>(\$000)</b>	<b>FTE</b>
• Expanding the NPS Zero Emission Vehicle Fleet and Supporting Infrastructure	+16,687	+1
• Department of the Interior Field Communications Modernization	+12,094	+0
• Emergency and Unscheduled Projects	+7,000	+0
• Housing Improvement Program	+4,947	+5
• Increase Servicewide Bandwidth	+2,250	+0
• Baseline Capacity	+11	+0
<b>TOTAL Program Changes</b>	<b>+42,989</b>	<b>+6</b>

#### Mission Overview

The Construction appropriation provides support to several National Park Service mission objectives, including the preservation of natural and cultural resources, safety of park visitors and employees, and the provision of visitor services and experiences.

#### Activity Overview

The Special Programs activity provides for the accomplishment of minor unscheduled and emergency construction projects, and for the inspection, repair or replacement of equipment and facilities. This activity is composed of four subactivities:

#### Emergency and Unscheduled Projects

This subactivity provides for the preservation of resources and safety of the public and employees by funding unscheduled and emergency construction projects. These projects protect and preserve park resource and provide for safe and uninterrupted visitor use of facilities. The program also addresses



unforeseen construction contract claim settlements, provides necessary infrastructure for approved concessioner expansion projects, and ensures continuity of support and service operations.

**Housing Improvement Program**

The program provides funds to maintain, improve and replace NPS-provided housing for NPS employees.

**Dam Safety Program**

The program manages the risk to the safety of employees and the public, as well as safeguarding NPS cultural and natural resources. The program provides engineering risk-based analyses including inventories, inspections, assessments and initial corrective action planning for dams and other streamflow control structures (levees, dikes, berms, elevated canal walls and plugs, as well as other similar miscellaneous structures) located on NPS lands. The program also seeks to coordinate these same types of efforts for facilities located upstream of park lands where a failure would have adverse impacts on NPS visitors, employees, facilities, or resources.

**Equipment Replacement**

The purpose of this subactivity is to provide for systematic replacement of automated, motorized, and fixed information technology equipment to support safe, energy-efficient operations and visitor services throughout the National Park System. Existing equipment items that meet or exceed GSA minimum replacement criteria are prioritized by NPS regions and the U.S. Park Police. Purchased replacement equipment complies with NPS energy, security, and safety standards.

**Activity:** Special Programs  
**Subactivity:** Emergency and Unscheduled Projects

---

**FY 2023 Program Activities**

---

The following are examples of planned FY 2023 Emergency and Unscheduled Projects activities:

Support parks and regions during and after natural disasters, extreme weather events, and unexpected asset or system failure.

Fund the modification of NPS facilities in response to the impacts of climate change.

---

**Justification of FY 2023 Program Changes**

---

The FY 2023 budget request for the Emergency and Unscheduled Projects program is \$10,848,000 and 0 FTE, a program change of +\$7,000,000 and +0 FTE from the FY 2022 Continuing Resolution at an Annualized Rate.

**Emergency and Unscheduled Projects (+7,000,000 / +0 FTE)** – The NPS is a vital component of the governmentwide approach to address the impacts of climate change. The 2023 budget includes multiple and varied investments to better understand and address resource challenges on park lands stemming from climate change. Additional funding would support an array of critical projects that sustain or restore NPS operations during and after emergencies, critical system failures, and extreme environmental conditions. NPS facilities and resources across the country face multiple environmental threats that cannot be planned for—including, but not limited to, earthquakes, wildfires, structural fires, hurricanes, landslides, drought, floods, shoreline erosion, and volcanic activity. Climate change increases the severity and frequency of many weather-related events, necessitating additional resources to ensure that NPS operations recover quickly after facilities and resources are damaged or destroyed during these events. Other NPS major maintenance programs target regular or predictable asset deterioration—rehabilitating, renewing, or replacing facilities as they age. As a result, these programs are generally programmed one or more years in advance. In contrast, the Emergency and Unscheduled Projects program is only programmed as needed, and specifically targets facility repair or replacement following unexpected system failures or disasters. It serves as the primary fund source to rapidly address the NPS’s critical infrastructure needs during or after natural and other disasters.

---

**Program Overview**

---

The National Park System contains over 75,000 assets, including thousands of individual utility systems. Through the course of normal operations, these structures and systems can unexpectedly fail or be damaged by natural disasters or malicious actions and require immediate attention to avoid more costly reconstruction in the future. Work may include replacement of critical structural elements or entire buildings damaged by severe wind, water, or fire; debris removal in the aftermath of catastrophic natural disasters; park equipment and furnishings lost or damaged due to tsunami; potable water and wastewater treatment facilities damaged through minor fires; mechanical breakdowns in critical park infrastructure systems or equipment; or other unforeseen incidents. Work may also help parks adapt facilities to address rapidly shifting conditions, such as arresting coast or shoreline erosion; reconfiguring docks and piers to serve new water levels; or stabilizing or relocating assets that are threatened by advancing geologic hazards. These projects often cross fiscal years and can only be executed as field conditions allow.

**Activity:** Special Programs  
**Subactivity:** Housing Improvement Program

---

**FY 2023 Program Activities**


---

The following is an example of planned FY 2023 Housing Improvement Program activities:

Continue the Housing Condition Initiative to eliminate and replace where applicable a substantial amount of obsolete and poor condition units at parks including Grand Teton National Park, Rocky Mountain National Park, and Sleeping Bear Dunes National Lakeshore.

---

**Justification of FY 2023 Program Changes**


---

The FY 2023 budget request for the Housing Improvement Program is \$7,886,000 and 7 FTE, a program change of +\$4,958,000 and +5 FTE from the FY 2022 Continuing Resolution at an Annualized Rate.

**Housing Improvement Program (FY 2023 Request: \$7,886,000; +\$4,947,000 / +5 FTE)** – Funding would support limited new construction or rehabilitation of existing facilities to provide additional employee housing where local market data shows that rentals are either unavailable or unaffordable. For example, the housing market surrounding Grand Teton National Park is not affordable for employees, with modest 2,000 square foot homes selling at roughly \$1.6 million. Market rates for rental homes range from \$1,800 per month for 1-bedroom homes, to over \$3,000 per month for 3-bedroom homes – more than double the NPS employee housing rate, and between \$500 and \$1,000 more than employees could afford. Across the country, the rise in short-term vacation rentals has further decreased the availability and affordability of housing in communities near national parks. This increase will support construction of duplex and multiplex units that will add an estimated twelve additional bedrooms at Grand Teton. It will also support continued efforts to rehabilitate or replace obsolete housing at Sleeping Bear Dunes National Lakeshore. This request is complemented by a programmatic increase request of \$2.0 million in the Operation of the National Park System appropriation to support leasing additional housing for employees.

**Baseline Capacity (+\$11,000 / +0 FTE)** — The 2023 budget includes important investments in programs needed to help strengthen America and be more competitive as the world continues to change. These investments include funding needed to maintain a strong, talented workforce. The funding reflects the incremental amount needed to cover the fixed costs associated with mission operations in FY 2022. This request in combination with the FY 2023 fixed costs amounts will allow the program to meet pay requirements without impacting program activities.

---

**Program Overview**


---

Other than rental income, the Housing Improvement Program provides the only dedicated funding source to improve the condition of 5,513 housing units. Housing assets range from 100-year-old cabins to modern dormitories and duplexes; the average age of assets in the portfolio is 60 years. Many units are at or beyond their maintainable life cycle, and the NPS is focusing its limited funds to rehabilitate or replace the poorest condition facilities.

The NPS provides housing in 216 parks. Employees are assigned housing in areas where local community housing is either unavailable or unaffordable. The NPS has streamlined housing replacement by implementing standardized housing designs that are adaptable to each park's unique housing portfolio and other considerations, such as the availability and connection to utilities and the mix of staffing that can be

housed. Housing units include not only multi-bedroom homes, but also dormitories and multi-plex units. The NPS works to convert existing structures—both modern and historic—into housing where appropriate.

Housing improvement projects are selected using merit-based criteria that evaluate park housing capacity needs; the existing condition of the available units in the park; the health and safety, accessibility, and sustainability factors affecting the unit (both interior and exterior); the condition of the unit after work is completed; and the cost effectiveness of the repairs. Housing Improvement projects also address critical systems that have been identified which must be in good working order for a housing unit to function effectively.

**Activity:** Special Programs  
**Subactivity:** Dam Safety Program

---

**FY 2023 Program Activities**

---

The following are examples of planned FY 2023 Dam Safety Program activities:

Update Emergency Action Plans and conduct tabletop exercises. Participants will include NPS personnel and other government public safety officials responsible for areas downstream of NPS dams.

Comprehensive engineering risk reviews of NPS dams on 10 to 15-year cycle.

Formal Examination of high and significant hazard dams on 4 to 5-year cycle.

Interim Examination of high and significant hazard dams on 2-year cycle.

Reevaluate hazard classification of all dams on 5-year cycle.

Work with Park Units to provide scoping level documentation to enable new project requests that address deficiencies identified in examinations and risk reviews.

---

**Justification of FY 2023 Program Changes**

---

The FY 2023 budget request for the Dam Safety program is \$1,247,000 and 0 FTE. There are no proposed program changes compared to the FY 2022 Continuing Resolution at an Annualized Rate.

---

**Program Overview**

---

The NPS Dam Safety Program (DSP) is mandated by Public Law 104-303, Section 215, National Dam Safety and Security Program Act of 2002; U.S. Department of the Interior Departmental Manual, Part 753, Dam Safety Program; the NPS Management Policies, 2006; and the NPS Director's Order #40. The primary reason for creation of this program was to prevent structural dam failures leading to loss of human life and property damage. NPS experienced both during the Rocky Mountain National Park Lawn Lake Dam Failure of 1982 when three park visitors were killed and \$30 million in damages occurred.

The mission of the NPS Dam Safety Program is to manage, and to the greatest extent possible, minimize the risk posed by dams and water impoundment structures to park resources, facilities, personnel, visitors, and neighbors. To accomplish this mission, the program provides regular inspections and studies to identify new or worsening structural conditions and their associated risks posed by these structures. Program staff help parks identify funding for projects that mitigate these risks by repairing, modifying, or removing the dam. The program also provides parks with emergency action plans and exercises for each dam with high or significant hazard ratings to minimize losses in the eventuality of a dam's failure.

The current inventory consists of 51 jurisdictional dams. These dams are generally larger than 25 feet in height or have 50 acre-feet of reservoir capacity. These dams are further classified by their threat to downstream people or resources and facilities. Fourteen of the dams are rated as high hazard potential (people will likely lose their lives if the dam fails). Ten of the dams are rated a significant hazard (significant NPS resources or facilities would be damaged with no loss of life). The other 27 dams are currently rated as low hazard (no threat to life or significant damage is expected). Other small, non-jurisdictional dams are generally not eligible for program funding, except for permanent removal or deactivation.

In addition to dams, the Dam Safety program also monitors over two dozen levees, including the critically important Potomac Park Levee that protects Washington, DC. There are also dozens of large canal hydraulic structures like those located in the Chesapeake and Ohio Canal National Historical Park.

**Activity:** Special Programs  
**Subactivity:** Equipment Replacement Program

---

**FY 2023 Program Activities**


---

The following are examples of planned FY 2023 Equipment Replacement Program activities:

Prioritize the highest needs throughout the service to provide motorized, IT, and other equipment necessary for the maintenance and operations of national park units.

Provide funding to acquire electric or hybrid vehicles, install electric vehicle charging stations, and management to support the electric vehicle fleet.

Increase servicewide bandwidth in order to ensure that computing hardware and network bandwidth are sufficient for the increasing demands for data and collaboration.

---

**Justification of FY 2023 Program Changes**


---

The FY 2023 budget request for the Equipment Replacement program is \$44,505,000 and +1 FTE, a program change of +\$31,031,000 and +1 FTE from the FY 2022 Continuing Resolution at an Annualized Rate.

**Conservation Initiative – Zero Emission Vehicle Fleet (ZEV) Conversions (+\$16,687,000, +1 FTE) –**

The 2023 budget includes funding to convert a portion of the NPS-owned vehicle fleet to ZEVs. The NPS has over 370 individual locations that utilize motor vehicles and estimates this funding will equip roughly a third of those locations with the necessary number of charging stations to allow for existing passenger sedans to be converted to electric. This conversion will immediately reduce the Interior’s contributions to greenhouse gas emissions and dependence upon hydrocarbons. The investment in infrastructure will support these new vehicles and ensure charging infrastructure is available for subsequent ZEVs. This project is being coordinated across Interior and with other agencies to maximize utility of charging and hydrogen fueling stations in areas where multiple agencies operate. The funding also supports a small planning and coordination function to effectively deploy the fleet and charging infrastructure.

**Constructing Electric Vehicle Charging Infrastructure (+\$10,000,000 / +0 FTE) –** In support of Executive Order 14008, Tackling the Climate Crisis at Home and Abroad, the NPS proposes to increase funding for the Equipment Replacement program to provide for the installation of electric vehicle charging infrastructure. Many NPS units are in areas with low permanent populations or are isolated from the surrounding municipal infrastructure. In order to begin acquiring and using battery-powered vehicles in regular operations, many parks will first need to install infrastructure capable of charging the batteries.

**Replacing Hydrocarbon Powered Vehicles with ZEVs (+\$6,537,000 / +0 FTE) –** In support of Executive Order 14008, Tackling the Climate Crisis at Home and Abroad, the NPS proposes to increase funding for the Equipment Replacement program to provide for the replacement of hydrocarbon powered vehicles with ZEVs. The NPS motor vehicle fleet consists of 12,573 owned and leased vehicles. The leased portion of the fleet consists of 5,509 vehicles, including 14 electric, 13 plug-in hybrids, and 319 hybrids. The owned portion of the fleet consists of 7,064 vehicles, including 31 electric, 33 plug-in hybrids, and 401 hybrids. This funding will allow for the replacement of 200 hydrocarbon powered vehicles with ZEVs. This transition will reduce the NPS motor vehicle fleet CO2 tailpipe emissions by 1,318,363 pounds annually.

**Supporting ZEV Management and Integration (+\$150,000 / +1 FTE)** –This funding will support NPS efforts to integrate ZEVs into its operations, and help parks and regions determine the best methods to prioritize and manage vehicle acquisition.

**Department of the Interior Field Communications Modernization (DIFCOM) (FY 2023 Request: +\$12,094,000 / +0 FTE)** – The 2023 budget includes \$12,094,000 for DIFCOM to deploy remote broadband connectivity and provide employees in the field with voice, video and data capabilities for all missions. The NPS will deploy mobile broadband connectivity and provide employees working in the field with voice, video, and data capabilities across a broader set of missions. In many locations, this deployment will enhance or replace a voice-only, mid-20th century land mobile radio technology with technology that is cheaper to operate and maintain. As part of the broader modernization initiative across Interior in 2023, this funding will transition users in the Great Lakes (Region 3), Mississippi Basin (Region 4), the U.S. Virgin Islands, and Puerto Rico. The NPS will execute projects coordinated by the DOI governance body with project management, engineering support and IT security requirements managed by OCIO. Solutions will be enterprise in nature and focus on leveraging existing government systems supporting Federal, State, local, Tribal and territorial users, commercial services such as public safety broadband (e.g., FirstNet), and satellite capabilities while strategically reducing infrastructure and the operations and maintenance costs associated with that infrastructure. DOI has existing field communications contracts to quickly begin and successfully execute this project.

For the NPS, improved field communications will improve the speed and accuracy of data collection necessary to conduct scientific studies and inventories of natural and cultural resources; enhance the bureau's capacity to identify, track, and address facility conditions and repairs; and ensure that park leadership has immediate access to field reports and status updates during emergencies. Consideration will also be made to help improve rural and Tribal broadband where feasible.

**Increase Servicewide Bandwidth (FY 2023 Request: \$2,250,000; +\$2,250,000 / +0 FTE)** — Funding supports an NPS effort to improve its bandwidth and network capacity. Approximately 39 percent of NPS connections to service providers range from 1.5 Megabits per second (Mbps) to 4.5 Mbps – far below the average US household bandwidth of 52-135Mbps. The Equipment Replacement increase focuses on installing “last-mile” connections, which involve replacing and upgrading the old copper cables and associated infrastructure between the NPS and the local service provider. New, modern cable connections to service providers will significantly improve total available bandwidth necessary to connect park computers and networked systems to the internet and to DOI networks. Service providers charge the NPS for these upgrades, and improving these connections will complement the Department’s multi-bureau DIFCOM request by ensuring that the DIFCOM equipment and system upgrades can take advantage of modern internet connections. Where DIFCOM will focus on field operations within DOI lands, including public safety and emergency response, the NPS Servicewide Bandwidth effort will focus on improving bandwidth connections at office locations for computer connectivity to NPS/DOI networks and the internet. A related increase in the Operation of the National Park System appropriation provides funding for the additional circuit costs and ongoing hardware upgrades.

### **Program Overview**

---

The NPS Equipment Replacement Program provides funding for systematic replacement of automated systems, motorized vehicles, and fixed information technology equipment to support safe, energy-



efficient operations and visitor services throughout the National Park System. This fund source provides critical funding for replacement of vehicles and other heavy equipment. It will be a key element of the NPS's strategy to achieve the goals established by with Executive Order 14008, Tackling the Climate Crisis at Home and Abroad.

The NPS utilizes merit-based criteria for eligible equipment items to be replaced using this fund source. These are based on the unique requirements and priorities of the region with respect to the types of equipment eligible, the respective General Services Administration standard service life, and replacement eligibility criteria. Instructions for reuse, sale and disposal of excess equipment are clearly articulated. NPS regions and U.S. Park Police prioritize their equipment replacement needs, and make replacement purchases that comply with NPS energy, security, and safety standards.

### **Zero Emission Vehicles and Charging Infrastructure**

In support of the President's goal of transitioning to a fully Zero Emission Vehicle Federal fleet, the NPS budget includes funding for zero emission vehicle (ZEV - battery electric, plug-in electric hybrid, and hydrogen fuel cell vehicles) acquisitions and deploying necessary vehicle charging and refueling infrastructure. These acquisitions are a significant step towards eliminating tailpipe emissions of greenhouse gases (GHG) from the NPS fleet and aligning the NPS's fleet operations with the goal of achieving a fully ZEV Federal fleet. This action is important because tailpipe emissions are currently the leading source of GHG emissions that threaten the planet and harm U.S. communities.

ZEV acquisitions may include vehicles for both its agency-owned and GSA-leased segments of its vehicle fleet, including incremental costs of leased vehicles and lease payments to GSA for conversion of agency-owned vehicles to GSA's leased fleet where appropriate. To ensure effective and efficient deployment of ZEVs, the NPS will undertake preparation and planning for arriving ZEVs at its facilities, properly prioritizing transition to ZEVs where it is simplest and allow time for additional planning where mission demands pose a challenge to transitioning based on current technologies. Integral to this preparation is growth in the number of agency-accessible re-fueling points (vehicle charging stations). In installing this infrastructure on-site to support acquired ZEVs, the NPS will take the long-term view to ensure efficiencies and thereby ensure wise infrastructure decisions that limit total expenditures. Using its experienced personnel and lessons learned in the fleet arena, the NPS will undertake a process that relies on a cross-functional team of staff from fleets, operations, facilities, finance, and acquisition departments with executive leadership support. The collaboration will not stop with initial deployment, as the NPS fleet and facility managers will work closely and employ existing training and tools to control utility costs by managing the overall charging load and thereby ensuring a seamless operation that now will involve building systems and vehicles together. Further, the NPS will ensure proper training of personnel to address any initial shortcomings in terms of any necessary ZEV knowledge and operations as the advanced vehicle technologies roll into the NPS fleet.

The Department is coordinating all of these efforts to meet or exceed the ZEV-related goals set forth in the comprehensive plan developed pursuant to E.O. 14008, Section 205(a). This investment will be complemented by Department of Energy funding to provide technical assistance to agencies through the Federal Energy Management Program as the NPS builds and grows its ZEV infrastructure. This investment serves as a down payment to support a multiyear, whole-of-government transformation to convert the Federal motor vehicle fleet to ZEVs and thereby reduce carbon emissions.

**Department of the Interior Field Communications Modernization**

The 2023 request includes \$12,094,000 for the NPS as part of a coordinated \$28.6 million investment across BIA, NPS, FWS, USGS, and the Office of the Chief Information Officer for field communication modernization. This investment will enhance communications management in emergency situations, land and resource management, scientific studies, emergency management, wildland fire, and law enforcement mission areas. Where agency policy permits and technology aligns these mission areas will have access to capabilities such as local control over the network to assign users and create talk groups and determine who can access or manage mobile devices and platform applications. This investment will also deploy mobile broadband connectivity and provide employees working in the field with voice, video, and data capabilities for all missions. In many locations, the deployment of these capabilities will enhance or replace a voice-only, mid-20th century land mobile radio technology with technology that is cheaper to operate and maintain.

The 2023 request will focus on field operations and users in the Great Lakes (Region 3), Mississippi Basin (Region 4), the U.S. Virgin Islands, and Puerto Rico. The modernization will leverage ongoing deployment of public safety broadband, such as FirstNet and satellite devices, where terrestrial broadband is not available. Nationwide, the NPS has an estimated \$78.4 million in deferred maintenance backlog to bring related voice-only capability to acceptable condition; this solution will seek to replace that radio infrastructure where it makes sense, eliminating backlog in retained communication assets and reducing future operations and maintenance costs for field communications.

The NPS is an integral part of DOI-wide field communication governance, along with other bureaus and offices. The NPS will execute projects coordinated by the DOI governance body with project management, engineering support, and IT security requirements managed by OCIO.

THIS PAGE INTENTIONALLY LEFT BLANK

<b>Activity: Construction Planning</b>							
<b>Construction Planning (\$000)</b>	<b>2021 Actual</b>	<b>2022 CR at Annual Rate</b>	<b>Fixed Costs (+/-)</b>	<b>Internal Transfers (+/-)</b>	<b>Program Changes (+/-)</b>	<b>2023 Request</b>	<b>Change from 2022 CR at Annual Rate (+/-)</b>
Line Item Construction Planning	15,183	15,183	+0	+0	+0	15,183	+0
<b>Total Requirements</b>	15,183	15,183	+0	+0	+0	15,183	+0
<i>Total FTE Requirements</i>	0	0	-	-	+0	0	+0

### **Mission Overview**

Construction Planning provides support to many areas of the National Park Service mission, contributing to the protection and management of natural and cultural resources, the safety of park visitors and employees, and the provision of appropriate recreational and visitor experiences.

### **Activity Overview**

The Construction Planning activity lays the groundwork for actual construction through investigations, surveys, analysis of alternatives, and design. These activities develop required technical and contractual documents to successfully complete construction projects within budget and on schedule. Construction Planning ensures projects are properly designed and meet asset maintenance, repair, and replacement goals.

Construction Planning funds provide for contracted Architectural/Engineering services for supplemental services, and project planning and design, which includes Pre-design (American Institute of Architects (AIA) phases for pre-design and schematic design) and Final Design (AIA phases for Design Development, and Construction Documents). Funds are used for supplemental services such as archeological and historical surveys, and engineering investigations including site and geotechnical surveys, environmental testing, hydrological surveys, and detailed condition assessments. Based on survey and evaluation results, funds are used to prepare comprehensive construction plans and specifications, and contractual documents needed to award construction contracts.

**Activity:** Construction Planning  
**Subactivity:** Line-Item Construction Planning

---

**FY 2023 Program Activities**

---

The following are examples of planned FY 2023 Line-Item Construction Planning activities:

Support the Pre-designs, Final Designs and Supplemental Services for successful execution of the Line Item Construction Program. This effort supports over 32 projects in the first three years of the five-year plan.

---

**Justification of FY 2023 Program Changes**

---

The FY 2023 budget request for the Construction Planning activity is \$15,183,000 and 0 FTE. There are no proposed program changes compared to the FY 2022 Continuing Resolution at an Annualized Rate.

---

**Program Overview**

---

This program supplies critical budgetary resources needed to develop construction plans and specifications essential for acceptable completion of major maintenance, repair, replacement, and new construction projects. Four activities are funded through construction planning: Pre-design, Schematic Design, Supplemental Services, and Final Design. Typically included during the pre-design phase are project programming and budgeting, alternatives analysis, and schematic design. Compliance activities underway concurrently with pre-design development are funded separately.

Supplemental services and environmental analyses are usually completed concurrently during the pre-design phase. Typically included are natural hazard assessments, cultural and archeological investigations, special consultations, safety, ergonomics, rendering, modeling, special graphic services, life-cycle cost analysis, value analysis studies, energy studies, resource compliance studies, hazardous materials surveys, detailed cost estimating, monitoring and testing, and risk mitigation. Pre-design activities and supplemental services conclude with presentation of recommended schematic design to the servicewide Investment Review Board.

The final design phase includes the preparation of design development documents, and final architectural, landscape and engineering drawings and specifications necessary for the construction of utilities, roads, and structures. Under this activity, final construction drawings and specifications are prepared along with the final independent government cost estimate and contract documents. Architectural/engineering contractors will accomplish the majority of the pre-design, supplemental services, and final design activities for the Line Item Construction program.

Priority funding consideration is typically given in the following order:

1. Planning and design for previously appropriated line item construction projects.
2. Planning and design for line item construction projects appropriated in the current fiscal year.
3. Projects or phased components of projects of the National Park Service's Five-year Construction Program planned for funding within the next two to four fiscal years.
4. Planning and design needs for projects funded in other construction program activities.
5. Conceptual development planning needs when a planning overview of a developed area is required to determine the most cost-effective approach for addressing proposed projects.

The NPS will continue to prepare capital asset management plans for major construction projects, consistent with OMB Circular A-11 and the Federal Acquisition Streamlining Act. These plans identify

the cost, schedule, and performance goals of proposed projects and then track the projects progress in meeting those goals. The capital asset management plan is initiated at the pre-design phase and continues through substantial completion of the construction phase.

<b>Activity: Construction Program Management &amp; Operations</b>							
<b>Construction Program Management &amp; Operations (\$000)</b>	<b>2021 Actual</b>	<b>2022 CR at Annual Rate</b>	<b>Fixed Costs (+/-)</b>	<b>Internal Transfers (+/-)</b>	<b>Program Changes (+/-)</b>	<b>2023 Request</b>	<b>Change from 2022 CR at Annual Rate (+/-)</b>
Construction Program Management	2,784	2,784	+64	0	+54	2,902	+118
Denver Service Center Operations	20,107	20,107	+897	0	-6,285	14,719	-5,388
Harpers Ferry Center Operations	10,168	10,168	+289	0	+279	10,736	+568
Regional Facility Project Support	12,121	12,121	+220	0	-5,807	6,534	-5,587
<b>Total Requirements</b>	<b>45,180</b>	<b>45,180</b>	<b>+1,470</b>	<b>0</b>	<b>-11,759</b>	<b>34,891</b>	<b>-10,289</b>
<i>Total FTE Requirements</i>	<i>236</i>	<i>236</i>	<i>-</i>	<i>-</i>	<i>-64</i>	<i>172</i>	<i>-64</i>

#### **Summary of FY 2023 Program Changes for Construction Program Management & Operations**

<u>Program Changes</u>	<b>(\$000)</b>	<b>FTE</b>
• Baseline Capacity	+1,241	+0
• Regional Facility Project Support	-6,000	-18
• Denver Service Center Operations	-7,000	-46
<b>Total Program Changes</b>	<b>-11,759</b>	<b>-64</b>

#### **Mission Overview**

Construction Program Management & Operations provides support to many areas of the National Park Service mission by contributing to the preservation and protection of natural and cultural resources, to the safety of park visitors and employees, and to the provision of appropriate recreational and visitor experiences.

#### **Activity Overview**

The National Park Service Construction Program is managed in accordance with applicable DOI and NPS rules and guidelines to effectively ensure the economical use of human and fiscal resources. The Construction Program centrally coordinates all major construction and rehabilitation projects for the NPS for the consistent, effective, appropriate, and efficient construction and maintenance of visitor and administrative facilities and supporting infrastructure at parks around the country. Some of this is accomplished through the management of several key programs: Line Item Construction, Federal Lands Highways Program, Management Planning, Recreation Fee projects, and others. The NPS provides two central technical support offices. The Denver Service Center is the primary design and construction project management office for major construction and rehabilitation projects, and Harpers Ferry Center provides the highly specialized skills associated with developing media such as exhibits and films. Contracting and other support services for consultant design and construction management contracts are also administered within this activity.

**Construction Program Management**

Consistent with DOI's Capital Planning and Investment Control (CPIC) guidance, this office manages a servicewide project management control system to provide accurate assessments of project status. The Construction Program Management office manages the Line Item Construction program, the Value Analysis program, and supports the Bureau Investment Review Board, which manages the NPS investment portfolio. Additionally, this component supports Housing program management, and a Servicewide Partnership Construction Program Coordinator to coordinate major infrastructure projects that involve philanthropic funding and services.

**Denver Service Center**

The Denver Service Center (DSC) coordinates most major construction and planning activities, providing for park planning, design, contracting services, project management, construction management, and information management for the parks and regions within the National Park Service. DSC houses the Technical Information Center, the designated central repository for planning, design, and construction documents and records.

**Harpers Ferry Center**

The Harpers Ferry Center (HFC), the NPS Center for Media Services, provides servicewide support, technical assistance, and project implementation in the highly specialized areas of communication and interpretive media (exhibits, audiovisual programs, historic furnishings, etc.). Many of the DSC visitor services construction projects include interpretive components administered by HFC.

**Regional Facility Project Support**

This component provides support at Regional Offices associated with construction activities including project pre-planning, development, and scope and cost validation. It also provides funding for contract compliance needs, such as preparation of environmental assessments and Tribal consultations, associated with Line Item Construction projects.



**Activity:** Construction Program Management & Operations

**Program Component:** Construction Program Management

**FY 2023 Program Activities**

---

The following are examples of planned FY 2023 Construction Program Management activities:

Continue to support the Line Item Construction Program as well as other large-dollar projects by assisting with program coordination and review of project cost and scoping.

Evaluate project proposals to ensure that the highest priority, mission critical projects are reflected in the National Park Service's Line Item Construction Five-Year plan.

Manage the servicewide Investment Review Board (IRB) which reviews approximately 100 major construction projects annually to ensure projects are of high quality, incorporate sustainable practices, are appropriate to their settings, and demonstrate defensible cost-conscious decisions focused on cost reduction.

**Justification of FY 2023 Program Changes**

---

The FY 2023 budget request for Construction Program Management is \$2,902,000 and 9 FTE, a program change of +54,000 and +0 FTE from the FY 2022 Continuing Resolution at an Annualized Rate.

**Baseline Capacity (+\$54,000 / +0 FTE)** — The 2023 budget includes important investments in programs needed to help strengthen America and be more competitive as the world continues to change. These investments include funding needed to maintain a strong, talented workforce. The funding reflects the incremental amount needed to cover the fixed costs associated with mission operations in FY 2022. This request in combination with the FY 2023 fixed costs amounts will allow the program to meet pay requirements without impacting program activities.

**Program Overview**

---

Consistent with CPIC guidance, Construction Program Management (CPM) manages the servicewide project management control system to provide accurate assessments of project status and supports the Bureau Investment Review Board's (BIRB) review of major construction and rehabilitation projects for functional suitability and cost-effectiveness. The BIRB is an executive level review committee that makes decisions on the proper composition of the NPS asset portfolio to achieve strategic goals and objectives within budget limits.

CPM communicates policy and provides guidance and oversight for park asset management planning, investment development, capital construction, and facilities management, and dam and levee safety on a servicewide basis. CPM formulates and monitors Line Item Construction projects included on the Five-Year Construction plan and manages the servicewide value analysis and facility modeling programs. Other responsibilities include formulating and implementing major capital construction asset investment strategies, reporting on the success of implementation activities, and recommending program adjustments related to individual project construction activities. Its staff also oversee the Dam Safety Program, providing support and subject matter expertise in the management of the NPS's hydraulic structures, as well as the methods to evaluate and mitigate the risks posed by those structures.

CPM is responsible for overseeing major infrastructure management partnerships. Associated requirements involved with major capital improvement efforts are coordinated through this effort (e.g., determining the total cost of ownership and ensuring proposals favorably support the Service's needs

from both a business and investment perspective). CPM also coordinates and provides guidance for major infrastructure projects that involve philanthropic funding and services.

The Construction Program Management program also funds staffing and oversight of the NPS Housing Program, ensuring parks can provide adequate housing for park employees to perform their functions, such as preserving resources and ensuring the safety of the public. The central program ensures that parks provide and administer housing programs that are consistent with public laws and other directives, such as OMB Circular No. 45 – Rental and Construction of Government Quarters. The program strives to identify resources to help parks maintain and replace housing, and to ensure that housing units are managed as assets through proper maintenance practices. Because park staffing needs change over time, housing program staff work with parks and regions to assess housing needs and to identify projects that will help parks meet those needs.

**Activity:** Construction Program Management & Operations

**Program Component:** Denver Service Center Operations

**FY 2023 Program Activities**

---

The following are examples of planned FY 2023 Denver Service Center Operations activities:

Execute the Line Item Construction program, providing project management expertise for hundreds of hundreds of critical infrastructure and maintenance backlog projects across the service, as well as projects commissioned by parks utilizing various other fund sources including the Great American Outdoors Act/Legacy Restoration Fund (GAOA/LRF) and public/private partnerships.

Achieve small business goals and socioeconomic programs for NPS and DOI. In FY 2021, DSC awarded more than \$240 million to small businesses, significantly contributing to NPS's achievements for small disadvantaged, service-disabled veteran, women owned, and HUBZone businesses.

Support the management of construction and other infrastructure investments through access to construction documentation, technical, planning, and scientific reports housed within the Technical Information Center (TIC). More than 62,000 of these records are available publicly on eTIC. In FY 2021, TIC received over 4,250 orders in the year resulting in distribution of 19,881 electronic documents to users.

**Justification of FY 2023 Program Changes**

---

The FY 2023 budget request for Denver Service Center Operations is \$14,719,000 and 92 FTE, a program change of -\$6,285,000 and -46 FTE from the FY 2022 Continuing Resolution at an Annualized Rate.

**Baseline Capacity (+\$715,000 / +0 FTE)** — The 2023 budget includes important investments in programs needed to help strengthen America and be more competitive as the world continues to change. These investments include funding needed to maintain a strong, talented workforce. The funding reflects the incremental amount needed to cover the fixed costs associated with mission operations in FY 2022. This request in combination with the FY 2023 fixed costs amounts will allow the program to meet pay requirements without impacting program activities.

**Denver Service Center Operations (-\$7,000,000 / -46 FTE)** – At the requested FY 2023 level, the DSC will provide oversight and management of projects that address NPS facility needs across the Service, commensurate with the funding requested for Line Item Construction projects.

**Program Overview**

---

The DSC provides park asset management planning, project design, contracting services, project management, construction management, and information management for the parks and regions within the NPS. The DSC base appropriation provides professional project management throughout the three to five-year construction cycle. The Line Item Construction program also includes projects funded in prior years, and the portfolio is estimated to comprise approximately \$384 million in active construction projects, \$238 million of projects in the post construction phase, and \$483million in the Line Item Construction design phase. Many of these projects are large in size, such as the water and wastewater systems at Grand Canyon National Park. DSC works to incorporate sustainable practices and materials, climate change science, adaptation and resiliency strategies into park planning, investment decisions, and construction. At Perry's Victory and International Peace Memorial, to improve resiliency, the height of

the north and south seawalls is being raised to limit wave overtopping and manage stormwater to protect cultural resources and enhance the visitor experience. DSC uses interdisciplinary teams to integrate climate resiliency throughout the lifecycle of a project, from planning an investment through its final disposition. DSC also supports and enhances expression of our nation's under-told stories, including the rehabilitation for the historic George Washington Carver Museum which serves as the visitor center and museum at the Tuskegee Institute National Historic Site, and the rehabilitation of the Charles Young House at Charles Young Buffalo Soldiers National Monument. Other priorities include increasing access to parks and sites, such as replacement of the failing shoreside dock at the visitor center for the Pearl Harbor National Historic Site. In addition, DSC also provides quality assurance expertise including project compliance, quality control, specialized technical expertise, and risk assessment and management.

DSC operations include the TIC (the oldest NPS repository for service wide technical documents and drawings) and eTIC. eTIC is a web-based document management system allowing the public and NPS users the ability to instantly retrieve critical electronic information on park buildings and infrastructure, providing additional transparency for NPS projects. It's used for research, historical studies, disaster recovery, project planning, natural as well as cultural resource and interpretive information. Public users include academic researchers, educators, students, and history enthusiasts from within the U.S. as well as international users. Effective records management improves NPS abilities to manage its security and infrastructure investments.

DSC professionals provide cost-efficient project management services and partner with contracted support of design and construction firms nationwide to ensure best value and quality for park projects and services. In addition to projects funded through the Line Item Construction program, DSC supports other major construction efforts funded through other sources, including natural disaster recovery efforts. DSC also supports public-private funded partnerships projects, including the rehabilitation of the Jefferson Memorial lower level exhibits and the Lincoln Memorial undercroft and exhibits, and the new visitor contact station at Cedar Breaks National Monument.

**Activity:** Construction Program Management & Operations

**Program Component:** Harpers Ferry Center Operations

---

**FY 2023 Program Activities**

---

The following are examples of planned FY 2023 Centennial Challenge activities:

Support \$60 million interpretive planning, media, and conservation projects.

Continue to manage over 250 interpretive media projects across the service.

Continue to support 30 Servicewide media contracts.

---

**Justification of FY 2023 Program Changes**

---

The FY 2023 budget request for Harpers Ferry Center Operations is \$10,736,000 and 51 FTE, a program change of +\$279,000 and +0 FTE from the FY 2022 Continuing Resolution at an Annualized Rate.

**Baseline Capacity (+\$279,000 / +0 FTE)** — The 2023 budget includes important investments in programs needed to help strengthen America and be more competitive as the world continues to change. These investments include funding needed to maintain a strong, talented workforce. The funding reflects the incremental amount needed to cover the fixed costs associated with mission operations in FY 2022. This request in combination with the FY 2023 fixed costs amounts will allow the program to meet pay requirements without impacting program activities.

---

**Program Overview**

---

HFC, the NPS Center for Media Services, provides servicewide support, technical assistance, and project implementation in the highly specialized areas of communication and interpretive media (exhibits, audiovisual programs, mobile applications, historic furnishings, etc.).

Media projects are becoming increasingly complex – with more multi-media components, intellectual property issues, and programmatic accessibility requirements. Most of these projects are focused on updating media already in place to meet the latest scholarship, programmatic, and accessibility standards, and to update media to better reach younger and more diverse audiences. HFC media specialists provide consistent standards, effective contract and project management, and indefinite delivery, indefinite quantity (IDIQ) contracts and capacity. Very few parks have dedicated technical staff or resources to manage new and updated media projects to meet the public’s rising expectations for media that is accurate, current, accessible, attractive, and interactive.

HFC’s interdisciplinary teams of planners, designers, application developers, filmmakers, curators, cartographers, conservators and writers, supported by administrative and business staff, bring diverse perspective and deep experience to the task of creating the media parks need to reach and inform visitors. Each year HFC works on projects ranging from mobile phone applications to complex visitor center exhibit packages, movie productions, wayside interpretive media, and conservation or artifacts. HFC maintains Indefinite Delivery Indefinite Quantity media contracts to help the National Park System obtain the highest quality, best value media products for park units. Visitor experience and safety within the parks are enhanced using educational information introduced through a wide variety of media. Most importantly, interpretive media connects visitors to the parks by providing the unique history and significance of the resources within each site, giving visitors the opportunity to understand the need for and their role in protecting those resources.

HFC products include digital content including mobile apps, publications, wayside and visitor center exhibits, films, interpretive plans, and artifact and history collection conservation. HFC manages several bureau-wide initiatives including the NPS Unigridd Brochure Program, NPS National Sign Program and NPS Historic Photograph Collection.

**Activity:** Construction Program Management & Operations

**Program Component:** Regional Facility Project Support

**FY 2023 Program Activities**

---

The following are examples of planned FY 2023 Regional Facility Project Support activities:

Provide funding for contract compliance for over 30 projects in the first three years of the Line Item Construction Five Year Plan.

This fund source will also support project planning and project development for large-scale or complex construction projects that will be submitted for Line Item Construction funding within the next two years.

**Justification of FY 2023 Program Changes**

---

The FY 2023 budget request for Regional Facility Project Support is \$6,534,000 and 20 FTE, a program change of -\$5,807,000 and -18 FTE from the FY 2022 Continuing Resolution at an Annualized Rate.

**Baseline Capacity (+\$193,000 / +0 FTE)** — The 2023 budget includes important investments in programs needed to help strengthen America and be more competitive as the world continues to change. These investments include funding needed to maintain a strong, talented workforce. The funding reflects the incremental amount needed to cover the fixed costs associated with mission operations in FY 2022. This request in combination with the FY 2023 fixed costs amounts will allow the program to meet pay requirements without impacting program activities.

**Regional Facility Project Support (-\$6,000,000 / -18 FTE)** – At the requested FY 2023 level, Regional Facility Project Support will provide oversight and management of projects that address NPS facility needs across the Service, commensurate with the funding requested for Line Item Construction projects.

**Program Overview**

---

The Regional Facility Project Support program provides staff salary and other support at the regional offices for activities associated with development of major construction and maintenance investments. It also provides funding for contract compliance needs, including archeological surveys, hazardous material surveys, preparation of historic structure documentation, coordination with State Historic Preservation Offices, and environmental assessments.

This sub-activity funds staff and contracts to develop concept-supporting documents for facility investment decision-making through all project development phases including the creating and refining project descriptions, scopes, justifications, business cases, and initial cost estimates. Program staff are also responsible for monitoring budget and financial activity; managing development and supervision contracts; performing contractor evaluation and monitoring; managing compliance issues that affect planned development at NPS sites; and negotiating, awarding and amending costs for both planning and supervision contracts. The funding provides regional support, including a multitude of contracts, and has enabled the NPS to properly oversee construction and major maintenance projects, ensure adherence to architectural and construction standards throughout the process, and execute funds in a more timely and efficient manner.

THIS PAGE INTENTIONALLY LEFT BLANK



<b>Activity: Management Planning</b>							
<b>Management Planning (\$000)</b>	<b>2021 Actual</b>	<b>2022 CR at Annual Rate Enacted</b>	<b>Fixed Costs (+/-)</b>	<b>Internal Transfers (+/-)</b>	<b>Program Changes (+/-)</b>	<b>2023 Request</b>	<b>Change from 2022 CR at Annual Rate (+/-)</b>
Unit Management Plans	5,427	5,427	+145	+0	+15,129	20,701	+15,274
Special Resource Studies	1,138	1,138	+43	+0	+348	1,529	+391
Environmental Impact Planning and Compliance	3,700	3,700	+85	+0	+4,065	7,850	+4,150
<b>Total Requirements</b>	<b>10,265</b>	<b>10,265</b>	<b>+273</b>	<b>+0</b>	<b>19,542</b>	<b>30,080</b>	<b>+19,815</b>
<i>Total FTE Requirement</i>	<i>45</i>	<i>45</i>	<i>0</i>	<i>0</i>	<i>+58</i>	<i>103</i>	<i>+58</i>

#### **Summary of FY 2023 Program Changes for Management Planning**

<u>Program Changes</u>	<b>(\$000)</b>	<b>FTE</b>
• Support for Climate Vulnerability Assessments	+10,000	+44
• Advancing Racial Justice and Equity for Underserved Communities – Assess and Address Transportation Barriers to National Parks from Underserved Communities	+5,000	+2
• Environmental Impact Planning and Compliance	+4,000	+13
• Boundary Study at Selma to Montgomery National Historic Trail	+300	+1
• Baseline Capacity	+242	+0
<b>TOTAL Program Changes</b>	<b>+19,542</b>	<b>+60</b>

#### **Mission Overview**

The Management Planning Program budget activity supports all NPS goals by providing long-term planning functions for park units and servicewide activities. More specifically, this activity supports management of park resources; strategic and sustainable facility investments; collaboration with partners; provision for visitor enjoyment and recreational opportunities; and preparation of studies of potential additions to the National Park System as well as additions to the Wild and Scenic Rivers System, National Trails System, new National Heritage Areas, and Affiliated Areas.

#### **Activity Overview**

##### **Unit Management Plans**

The Unit Management Plan (UMP) program provides a broad range of planning products and services to help park managers make decisions on the many issues they face while also satisfying law and policy. The program supports parks in meeting the statutory requirements for planning, as identified in the National Parks and Recreation Act of 1978 ([54 USC 100502](#)), Wild and Scenic Rivers Act ([16 USC 1274\(d\)\(1\)](#)), and/or National Trails System Act ([16 USC 1244\(e\)and \(f\)](#)). Over recent years, the UMP program has transitioned from exclusively preparing large stand-alone general management plans to a more responsive and flexible planning framework that meets park planning needs and fulfills legal and

policy requirements in a more time and cost-efficient manner. The production of a broader portfolio of plans allows the program to support more individual planning efforts and help parks target their most urgent needs, including: guiding major investment decisions, promoting racial justice and equity for underserved populations, expanding partnerships, and expanding efforts around climate adaptation and resilience.

### **Special Resource Studies**

The Special Resource Studies (SRS) program conducts Congressionally authorized studies of areas that may have potential for addition to the National Park System or other national designations, such as a Wild and Scenic River, National Trail, National Heritage Area, or Affiliated Area. Studies are prepared for areas that Congress has deemed to be of interest due to natural, cultural, or historic values or uniqueness, and are managed by the program office to ensure objectivity, consistency with NPS policy and guidance, and cooperation with stakeholder entities, subject matter experts, and public involvement in the study process. The SRS process considers an area's national significance, suitability, and feasibility for inclusion as an NPS unit, which includes potential staffing requirements and projected facility investment costs. Studies also consider whether direct NPS management, or existing/alternative protection by other public agencies or the private sector, is appropriate for the area. The study process is usually truncated if a negative finding is made for any one of the criteria. This program also conducts reconnaissance surveys, which offer indications of whether the area is likely to meet the criteria to be eligible for designation. Reconnaissance surveys are most often requested to investigate additions to the national park system, but can also be undertaken for other types of national designations. By law, reconnaissance survey costs may not exceed \$25,000; beyond this dollar amount, studies require prior Congressional approval (54 U.S.C. 100507(b) (5)).

Studies are conducted in chronological order and initiated within one year of authorization, once funding is made available and depending on staff capacity. The average estimate to complete a study is three years; the time frame varies depending on the resource type/study area, complexity of the work, number of stakeholders identified, and other factors.

The SRS Program addresses the Administration priorities as well as needs identified in the *NPS System Plan One Hundred Years*, which provides a framework for proactively directing the future of the National Park System, identifying gaps in the nation's protected natural and cultural areas, and establishing a collaborative conservation system that fully reflects our nations' cultural and natural heritage.

### **Environmental Impact Planning and Compliance**

This program component supports parks, regions, and headquarters offices in the process of completing Environmental Impact Statements (EISs), Environmental Assessments (EAs), and other compliance documents related to the National Environmental Policy Act (NEPA), with a priority emphasis on legislatively or judicially mandated NEPA related actions. These planning and compliance actions relate to major management decisions that do not fit within the normal scope of the construction program or the unit management planning program, and thorough completion helps ensure appropriate stewardship of natural and cultural resources.

**Activity:** Management Planning  
**Program Component:** Unit Management Plans  
**FY 2023 Program Activities**

---

The following are examples of planned FY 2023 Unit Management Plans activities:

Conduct planning efforts addressing key park needs, including visitor access plans, foundation documents, resource stewardship strategies, trail management plans, site plans and development/facilities plans.

Lead servicewide efforts towards greater consistency, innovation, and focus in the areas of visitor access (including equity for underserved communities), racial justice, climate adaptation/resilience, and strategic facility investment planning.

Develop and refine NPS servicewide planning program policy and guidance, including the roll out of an updated Reference Manual on park planning.

Support parks in meeting the statutory requirements for general management plans, including several streamlined standalone general management plans.

#### **Justification of FY 2023 Program Changes**

---

The FY 2023 budget request for Unit Management Plans is \$20,701,000 and 69 FTE, a program change of +\$15,129,000 and +46 FTE from the FY 2022 Continuing Resolution at an Annualized Rate.

**Support for Climate Vulnerability Assessments (+10,000,000 / +44 FTE)** – Vulnerability assessments (VAs) are ideally timed to link with other NPS planning processes so that the results directly inform management decisions, ensuring NPS operations and investments are resilient to the effects of climate change, in support of Executive Order 14008, Tackling the Climate Crisis at Home and Abroad. National or regional planning priorities—such as Resource Stewardship Strategies, Strategic Facility Investment Planning programs, or individual projects—all benefit from greater understanding of climate risks. Dedicated VA efforts improve major NPS investment decisions by weighing the scope of the project or effort, gathering, or utilizing available information to identify and better understand key threats, and by recommending how to manage the risks posed by the threats. FY 2023 funding will provide substantial resources to conduct VAs across the country, including up to 44 additional staff throughout the NPS regions.

**Advancing Racial Justice and Equity for Underserved Communities – Assess and Address Transportation Barriers to National Parks (+\$5,000,000 / +2 FTE)** – The FY 2023 budget request includes a total of +\$48,000,000 and +163 FTE for Advancing Racial Justice and Equity for Underserved Communities, with \$5,000,000 and 2 FTE in the Construction appropriation. This funding will deploy existing tools that assess the accessibility of park units from underserved communities in partnership with the Federal Highway Administration (FHWA) and improve trip planning and convenient connections in an effort to promote car-free travel using the General Transit Feed Specification (GTFS). In FY 2023, the NPS will build upon existing efforts to research and identify gaps where municipal transit or alternative modes of transportation are unavailable to nearby underserved or disadvantaged communities. This work will entail urban, suburban, and rural areas of persistent poverty (or using related factors) near NPS units where transit/trail connections provide opportunities for access. The NPS would expand partnerships with municipalities and other organizations to bring these populations to Federal lands. A partnership between Delaware Water Gap NRA and the Monroe County Transit Authority provides this type of service through their River Runner program. GTFS will enhance the existing NPS app by making public

transportation data more universally accessible. Programs for access and user health benefits can be developed and ready for implementation using micro-mobility, such as e-scooters and bikeshare, or other transport methods.

**Baseline Capacity (+\$129,000 / +0 FTE)** — The 2023 budget includes important investments in programs needed to help strengthen America and be more competitive as the world continues to change. These investments include funding needed to maintain a strong, talented workforce. The funding reflects the incremental amount needed to cover the fixed costs associated with mission operations in FY 2022. This request in combination with the FY 2023 fixed costs amounts will allow the program to meet pay requirements without impacting program activities.

### **Program Overview**

---

The Unit Management Plan program funds a broad range of products and services to help park managers make decisions on the issues they face while also satisfying law and policy requirements. The program promotes broad cost efficiencies through cooperative efforts with other program leads, Federal agencies, and partners in areas of mutual concern. The program supports management planning for units of the National Park System, National Trails System, Wild and Scenic Rivers, as well as Affiliated Areas, and other special projects where Congress has directed the NPS to prepare a management plan in cooperation with others.

The Unit Management Plan program continues to serve as the primary NPS fund source to assist park units in meeting the statutory requirements for general management plans ([54 U.S.C. 100502](#)), now satisfied through park planning portfolios. Park planning portfolios serve as an assemblage of planning documents that guide management and decision making and satisfy law and policy. Over recent years, the UMP program has transitioned from exclusively preparing large stand-alone general management plans to a more responsive and flexible planning products that meets park needs and fulfills legal and policy requirements in a more time and cost-efficient manner. The production of a broader portfolio of plans allows the program to support more individual planning efforts and help parks target their most urgent needs, including guiding major investment decisions, promoting racial justice and equity for underserved populations, fostering partnerships, and expanding efforts around climate adaptation and resilience.

The program also supports facility investment analysis within all relevant management plans to evaluate long-term facility life cycle costs and ensure strategic investment of construction and maintenance fund sources. The program prioritizes support for new unit plans, in order to meet legislative requirements, seek partnership opportunities, and set critical management direction. The program will continue support for several projects that are piloting an assessment streamlined model of a standalone general management plan in FY22—particularly benefiting recent additions to the National Park System. Examples of planning products funded by the Unit Management Plan program include general management plans, visitor use management plans, site plans/development concept plans, partnership plans, and trail management plans.

### **Vulnerability Assessments**

Vulnerability assessments (VAs) are ideally timed to link with NPS planning processes so that the results directly inform management decisions. Over 100 projects per year require VA efforts that directly inform existing park planning processes. VAs also provide critical insight into national or regional planning priorities, such as Resource Stewardship Strategies, Strategic Facility Investment Planning programs, or

individual projects that are part of region and park planning portfolios. The per unit cost of a climate change vulnerability assessment can range from \$5,000 to \$300,000 based on:

The scope of the planning effort or management decision the VA is intended to inform. A single project such as repair or siting of a coastal road, or a management plan for a cultural landscape may be more simple and direct, whereas a study to inform park-wide management of natural resources or a strategic plan for the full inventory of park infrastructure is a much broader and more complicated process.

The availability of necessary information regarding the target resources. NPS park units, spread across the country, have a wide difference in the quality of available data for facilities, natural or cultural resources, visitor health, and safety. Where good information is not available, the VA process may have to gather new data in order to properly assess the key threats being considered—including the target's sensitivity and exposure to those threats.

The complexity of the threats themselves. For instance, the threats posed by sea level rise are on a different timescale compared to wildfires and have wide differences in how they impact resources and infrastructure.

**Activity:** Management Planning  
**Program Component:** Special Resource Studies  
**FY 2023 Program Activities**

---

The following are examples of planned FY 2023 Special Resource Studies activities:

Continue work on 27 Congressionally authorized studies and reconnaissance surveys currently underway or in the transmittal process to Congress. Of those projects, the NPS has 8 reconnaissance surveys and 19 special resource, national heritage area, national trail, wild and scenic river, and theme studies.

Direct available funds to completing previously authorized studies first, then initiating any newly authorized studies or reconnaissance surveys based on funding and staff capacity.

#### **Justification of FY 2023 Program Changes**

---

The FY 2023 budget request for Special Resource Studies is \$1,529,000 and 9 FTE, a program change of +\$348,000 and +1 FTE from the FY 2022 Continuing Resolution at an Annualized Rate.

**Boundary Study at Selma to Montgomery National Historic Trail (+\$300,000 / +1 FTE)** – Additional resources in FY 2023 will be used to carry out a boundary study at Selma to Montgomery National Historic Trail, to identify appropriate properties that may be added to the trail and to recommend to Congress how best to protect and manage the site. The study will also assess if the area is suitable to be included as a unit of the National Park System.

**Baseline Capacity (+\$48,000 / +0 FTE)** — The 2023 budget includes important investments in programs needed to help strengthen America and be more competitive as the world continues to change. These investments include funding needed to maintain a strong, talented workforce. The funding reflects the incremental amount needed to cover the fixed costs associated with mission operations in FY 2022. This request in combination with the FY 2023 fixed costs amounts will allow the program to meet pay requirements without impacting program activities.

#### **Program Overview**

---

As directed by Congress (54 U.S.C. 100507), the NPS considers resources that exhibit qualities of national significance and conducts studies where specifically authorized to determine if areas have potential for inclusion in the National Park System. Special Resource Studies (SRS) collect information about candidate areas to determine if they meet established criteria for national significance, suitability, and feasibility as potential additions to the National Park System. These studies evaluate the need for direct NPS management and alternative concepts for protection by others outside of the National Park System, such as affiliated areas. Reconnaissance surveys are typically requested by Congress but may also be initiated at the request of the Secretary of the Interior or NPS Director. They offer indications of whether the area is likely to meet the criteria to be eligible for designation. Reconnaissance surveys are most often requested to investigate additions to the national park system but have also been undertaken for other types of national designations such as Wild and Scenic Rivers, National Historic Trails, and Affiliated Areas. Reconnaissance Surveys are limited to \$25,000 each (54 U.S.C. 100507(b) (5)) and are eligible for funding through a written request from a member of Congress, at the request of the Secretary of the Interior, or the NPS Director.

The NPS also conducts evaluations similar to special resource studies to investigate potential additions to the National Wild and Scenic Rivers System, National Trails System, and potential new National Heritage Areas. These studies evaluate whether designation is merited using established criteria; solicit stakeholder and public engagement; explore partnerships with local communities, States, or Tribes; and determine potential for national designation by Congress.

The primary purposes of the SRS program are to provide Congress with expert analysis about the resource qualities of a study area, potential for visitor enjoyment, efficient management of the resource(s), and alternative methods or designations to protect important resources. The analysis of costs included in special resource studies addresses the fiscal impact of adding new units or management responsibilities to the National Park System; estimated costs are identified for operations, resource protection, visitor access, interpretation, the construction of necessary new facilities, if any; and the repair or rehabilitation of existing structures within a potential park boundary area. The SRS program addresses the Administration's priorities during the study process as well as after a unit may be established.

In support of Executive Order 14008, Tackling the Climate Crisis at Home and Abroad — when evaluating additions to the National Park System, the SRS program references the *NPS System Plan*, which identifies gaps and missing links in the National Park System for which opportunities for future preservation, conservation, or interpretation exist. The gaps identified reflect a full representation of ecological regions, cultural themes, and stories of diverse communities that are not currently being protected and interpreted.

In support of Executive Order 13985, Advancing Racial Equity and Support for Underserved Communities Through the Federal Government — Based on research and analysis of the impacts of National Park units throughout the U.S., after a unit has been designated, potential economic benefits to surrounding communities include likely increases in visitation to the park site and associated economic benefits from tourism, visitor and education programs that serve both residents and outside visitors, and local hiring opportunities.

---

***Anticipated FY 2023 Special Resource Study Program work includes:***

---

Selma to Montgomery National Historic Trail Boundary Study – AL  
 1908 Springfield Race Riot SRS - IL  
 Julius Rosenwald and the Rosenwald Schools SRS – multistate  
 Kentucky Wildlands NHA Feasibility Study  
 Fort Ontario and the Safe Haven Holocaust Refugee Shelter Museum SRS - NY  
 Thurgood Marshall School SRS - MD  
 President Street Station SRS - MD  
 Ocmulgee River Corridor SRS – GA  
 George W. Bush Childhood Home SRS - TX  
 Pike NHT Feasibility Study – multistate  
 Mississippi Civil Rights Sites SRS  
 Flushing Remonstrance SRS - NY  
 Island of Rota SRS - Commonwealth of Northern Mariana Islands  
 Black Panther Party Related Sites Recon. Survey – CA

Roberts Temple Church of God In Christ Recon. Survey - IL

Arthurdale Heritage Site Recon. Survey – WV

Thomas Paine Cottage and Thomas Paine Memorial House Recon. Survey - NY

January 8<sup>th</sup> Memorial Recon. Survey - AZ

---



**Activity:** Management Planning  
**Program Component:** Environmental Impact Planning and Compliance  
**FY 2023 Program Activities**

---

The following are examples of planned FY 2023 Environmental Impact Planning and Compliance activities:

- Directly support dozens of parks, regions, and other NPS programs in preparing National Environmental Policy Act (NEPA) planning documents, with emphasis on planning efforts necessitated by court orders, litigation, national precedence, or those of an unusually complex or controversial nature. These planning and compliance actions relate to major management decisions that do not fit within the normal scope of the construction program or the management planning program. Their completion helps ensure appropriate stewardship of natural and cultural resources and achieves significant cost savings by reducing the potential for litigation.
- Develop and refine NPS servicewide NEPA policy and guidance and provide training to NPS staff on NEPA implementation.
- Develop and maintain tools to facilitate the completion of concise, focused, and timely NEPA reviews.
- Serve as the servicewide focal point for matters concerning NEPA, and provide technical assistance to parks, regions and other NPS programs on NEPA-related matters.

#### **Justification of FY 2023 Program Changes**

---

The FY 2023 budget request for Environmental Impact Planning and Compliance is \$7,850,000 and 26 FTE, a program change of +\$4,065,000 and +13 FTE from the FY 2022 Continuing Resolution at an Annualized Rate.

**Environmental Impact Planning and Compliance (+\$4,000,000 / +13 FTE)** – Support parks, regions, and headquarters offices in the process of completing Environmental Impact Statements (EISs), Environmental Assessments (EAs), and other compliance documents related to the National Environmental Policy Act (NEPA), with a priority emphasis on legislatively or judicially mandated NEPA related actions. All NPS projects will require enhanced focus on how the project site will be affected by climate change. Understanding these effects will help the NPS determine the long-term ramifications or benefits of major project or program investments, which may include climate change resiliency or response needs.

**Baseline Capacity (+\$65,000 / +0 FTE)** — The 2023 budget includes important investments in programs needed to help strengthen America and be more competitive as the world continues to change. These investments include funding needed to maintain a strong, talented workforce. The funding reflects the incremental amount needed to cover the fixed costs associated with mission operations in FY 2022. This request in combination with the FY 2023 fixed costs amounts will allow the program to meet pay requirements without impacting program activities.

#### **Program Overview**

---

The Environmental Impact Planning and Compliance program supports parks, regions, and headquarters offices with Environmental Impact Statements (EIS), Environmental Assessments (EA), and other compliance documents related to the National Environmental Policy Act (NEPA), focusing on

legislatively or judicially mandated NEPA related actions. This program serves as the focal point for matters relating to NPS NEPA planning and other related environmental mandates; provides NEPA-related technical assistance and training to parks, regions and WASO offices; and develops servicewide guidance for NEPA planning and other Federal resource protection mandates.

The National Park Omnibus Management Act of 1998 and NEPA require park management decisions to be based on a full examination of alternatives, impacts, and opportunities for public involvement. This program enhances the NPS's ability to conduct legally defensible, scientifically based analyses that facilitate sound decision-making. To make NEPA and related compliance activities more efficient and ensure both thoroughness and timeliness, an integrated system to relate funding, planning, compliance, and public comment is in use for all NPS projects. This Planning, Environment, and Public Comment (PEPC) system assures better coordination and timely completion of compliance through use of one bureau-wide web-based system.

① More information can be found at: [www.nps.gov/orgs/1812/epc.htm](http://www.nps.gov/orgs/1812/epc.htm)

## Appropriation: Land Acquisition and State Assistance - GAOA

### Appropriation Overview

The Land and Water Conservation Fund (LWCF) was established by Congress in 1964 to support the protection of Federal public lands and waters – including national parks, forests, wildlife refuges, and public lands recreation areas – and to provide recreation opportunities to all Americans. The LWCF also provides for grants to State and local governments for the acquisition and development of public outdoor recreation areas and facilities.

Through a variety of programs, LWCF supports our nationwide legacy of high-quality recreation and conservation areas. The Fund receives revenue from offshore oil and gas leasing to support outdoor recreation and conservation of natural, cultural, and historic resources across the country. Every State and county in the Nation has benefited from the LWCF since its establishment.

The 2023 budget submission for LWCF directly supports the Administration’s America the Beautiful conservation objectives and advances other key priorities at the same time, including migration corridors, species protection, and supporting underserved communities. Federal land acquisition projects were competitively selected according to established criteria, which considers land and species conservation values, the risk of development, historical or cultural resources, increased recreation access for all, economic benefits, and partnership engagement.

In 2020, Congress enacted the Great American Outdoors Act, P.L. 116-152 (GAOA) which amended the LWCF authorization (54 U.S.C 200303). This historic legislation ensures the Nation’s commitment to conservation and recreation endures for future generations. GAOA guarantees full funding, \$900 million a year, is permanently available for LWCF conservation and recreation programs reauthorized by the John D. Dingell, Jr. Conservation, Management, and Recreation Act. The Gulf of Mexico Energy Security Act of 2006, P.L. 109-432, makes additional amounts available from the LWCF for State grants.

The Department of the Interior is responsible for administering and implementing these important programs, in concert with the U.S. Forest Service. The LWCF, as amended by GAOA, requires the President’s annual budget submission to Congress include a proposed allocation of LWCF funding by account, program and project for consideration as part of the annual budget process. In FY 2022 and FY 2023, mandatory LWCF funding is subject to a sequestration reduction of 5.7%. In FY 2023, funds sequestered in FY 2022 will become available or “pop up” to support program activities. The funding tables display the estimated sequestration reduction related to the FY 2023 Budget Request. The FY 2022 sequestered amounts, which will become available in FY 2023, will be determined in the final allocation of LWCF funding in an enacted FY 2022 full year appropriation. The estimated “pop up” amounts shown are estimates based on the FY 2022 Budget Request and will be revised once the funding allocation is finalized in a full year enacted appropriation. The sequestration reduction and the “pop up” funding will be applied uniformly across all programs and activities when funds are available for execution.

### Program Overview

The Land Acquisition and State Assistance allocation uses funding derived from the Land and Water Conservation Fund (LWCF) to support National Park Service (NPS) land acquisition activities, American Battlefield Protection Program grants, and grants to States and local governments for the purchase and

development of land for outdoor recreation activities. In 2020, pursuant to the Great American Outdoors Act (GAOA), funding from LWCF became mandatory at the full authorized level of \$900 million per year.

Land Acquisition, State Assistance, and the American Battlefield Protection Program each contribute to conservation and recreation. Land Acquisition directly improves the visitor experience by supporting or enhancing public access to outdoor spaces and expanding recreation opportunities. The State Assistance activity supports partnerships with State and local agencies by providing grants for projects that create a nationwide system of parks, open space, rivers, and trails for public enjoyment. These spaces provide educational, recreational, and conservation benefits to the American people. The American Battlefield Protection Program supports the protection of American Battlefields from the Civil War, Revolutionary War, and the War of 1812 for the public's education and recreation.

### **Federal Land Acquisition**

This activity provides for the acquisition of land and interests in land to preserve and protect, for public use and enjoyment, the historic, scenic, natural, and recreational values of Congressionally authorized areas within the National Park System. The acquisition of land may be through donation, exchange, or purchase. This activity also provides for the administration and management of land acquisitions throughout the National Park System in a responsible and accountable way, ensuring compliance with existing guidelines and laws. The National Park Service works closely with regions and parks, sister bureau personnel, and non-profit partners to provide public access for outdoor recreation and create opportunities for furthering a legacy of conservation stewardship.

### **State Conservation Grants**

This activity provides matching grants to States, benefitting State, Tribal, and local units of government for the acquisition and development of land and facilities that will provide the public with access to new opportunities to engage in outdoor recreation. The grants provide incentives for continuing State planning efforts to address outdoor recreation needs and for greater commitments from State, Tribal, and local governments to conserve and improve recreation resources. Beginning in 2014, a nationally competitive component was added to this program. This activity also provides for the administration of grants to States and through States to Tribal and local governments, as well as ensuring that areas that have received assistance are open and available for public outdoor recreation use in perpetuity as required by the LWCF Act. Further tasks include the provision of technical assistance to States in developing and updating of State-wide outdoor recreation plans.

### **American Battlefield Protection Program**

Under this budget activity, the NPS supports grants to eligible entities such as States, local communities, or non-profit groups to allow the acquisition and protection of Revolutionary War, the War of 1812, and Civil War battlefields outside of the National Park System. This activity supports two new programs that fund American Battlefield Modernization Grants and Battlefield Restoration Grants. This activity also provides for the administration of American Battlefield Protection Program Acquisition Grants.

## Land Acquisition and State Assistance – GAOA

(Dollars in Thousands)

Account	2021 Enacted <sup>1</sup>	2022 CR at Annual Rate <sup>2</sup>	2023 Request <sup>3</sup>	2023 vs. 2022	2023 Sequester Reduction <sup>4</sup>	2022 Est. "Pop-Up" Sequester Funding <sup>4</sup>	Est Amnt Available at the 2023 Request <sup>4</sup>	2022 FTE	2023 FTE	2023 vs. 2022 FTE
<b>Land and Water Conservation Fund</b>										
<b>Federal Land Acquisition</b>										
Emergencies, Hardship, Relocation	4,000	4,000	4,162	162	-237	228	4,153	0	0	0
Inholdings, Donations, & Exchanges	11,500	11,500	11,324	-176	-646	656	11,334	0	0	0
Projects <sup>3</sup>	49,308	49,308	57,655	8,347	-3,286	2,810	57,179	0	0	0
Recreational Access	14,500	14,500	12,359	-2,141	-705	827	12,481	0	0	0
Acquisition Management	14,500	14,500	14,500	0	-827	827	14,500	86	86	0
<b>Subtotal, Federal Land Acquisition</b>	<b>93,808</b>	<b>93,808</b>	<b>100,000</b>	<b>6,192</b>	<b>-5,701</b>	<b>5,348</b>	<b>99,647</b>	<b>86</b>	<b>86</b>	<b>0</b>
<b>State Conservation Grants</b>										
Formula State Conservation Grants	220,000	220,000	188,522	-31,478	-10,746	12,540	190,316	0	0	0
Competitive State Conservation Grants	125,000	125,000	125,000	0	-7,125	7,125	125,000	0	0	0
State Conservation Grants Administration	15,000	15,000	13,347	-1,653	-761	855	13,441	54	90	36
<b>Subtotal, State Conservation Grants</b>	<b>360,000</b>	<b>360,000</b>	<b>326,869</b>	<b>-33,131</b>	<b>-18,632</b>	<b>20,520</b>	<b>328,757</b>	<b>54</b>	<b>90</b>	<b>36</b>
<b>American Battlefield Protection Program</b>										
ABPP Acquisition Grants	17,400	17,400	17,400	0	-991	991	17,400	0	0	0
ABPP Modernization Grants	1,000	1,000	1,000	0	-57	57	1,000	0	0	0
ABPP Battlefield Restoration Grants	1,000	1,000	1,000	0	-57	57	1,000	0	0	0
ABPP Grants Administration	600	600	600	0	-34	34	600	2	2	0
<b>Subtotal, ABPP</b>	<b>20,000</b>	<b>20,000</b>	<b>20,000</b>	<b>0</b>	<b>-1,139</b>	<b>1,139</b>	<b>20,000</b>	<b>2</b>	<b>2</b>	<b>0</b>
<b>Total, LWCF Funding</b>	<b>473,808</b>	<b>473,808</b>	<b>446,869</b>	<b>-26,939</b>	<b>-25,472</b>	<b>27,007</b>	<b>448,404</b>	<b>142</b>	<b>178</b>	<b>36</b>

1 Starting in FY 2021, LWCF funding became available as mandatory funding. FY 2021 LWCF funding was not subject to sequester due to the timing of when the Great American Outdoors Act was enacted.

2 All FY 2022 and FY 2023 LWCF funding is subject to a sequestration reduction of -5.7% which by law, is applied during the year of execution uniformly across all programs. Amounts in the FY 2022 CR column do not include a sequester reduction.

3 The amounts reflect the proposed budget authority before sequester adjustments, and reflect the actual funding need to complete all at-target projects.

4 FY 2023 LWCF funding is subject to a -5.7% sequester reduction which will be applied during the year of execution. These columns reflect the estimated sequester adjustments associated with the FY 2023 Request. The actual amounts sequestered in FY 2023 will depend on the final allocation of funding provided in an enacted full year appropriation. Amounts sequestered from FY 2022 LWCF programs become available for obligation ("Pop-Up") in FY 2023. The previously sequestered amounts which will become available in FY 2023 will be determined in the final allocation of LWCF funding in an enacted FY 2022 full year appropriation. A revised set of tables will be provided after enactment of a full year enacted appropriation showing the actual "pop-up" amounts anticipated in FY 2023 for each bureau.

## Justification of Program and Performance

### Activity: Federal Land Acquisition (GAOA)

#### Mission Overview

The Federal Land Acquisition activity supports the NPS mission by contributing to protection of natural and cultural resources and their enjoyment by visitors for recreational experiences. The NPS acquisition of land is required to be within authorized park boundaries.

#### Subactivity Overview

Since its inception in 1916, the NPS has served as the ultimate caretaker of the country's most valuable natural and cultural resources, while providing for public use and enjoyment of those resources. Today the National Park System has a vast and diverse portfolio of assets under its care totaling more than 85 million acres.

#### Federal Land Acquisition Projects

This subactivity supports high priority land acquisition projects. Many of the parcels identified for acquisition protect critical habitat for endangered species, preserve rapidly eroding coastal habitat, and strengthen resiliency to climate change. Other parcels set aside public lands in suburban or urban areas in order to preserve and share the histories of underserved or marginalized communities.

#### Emergencies, Hardship and Relocations

The NPS makes use of this subactivity to fund acquisition of lands where the owner is experiencing financial hardship and must quickly sell her or his land within the boundary of a park unit, or there is a management emergency that can best be addressed through acquisition from a willing seller. The funds in this subactivity are also used to pay deficiencies for condemnation cases previously filed in court and for the payment of relocation claims as directed in P.L. 91-646, the Uniform Relocation Assistance and Real Property Acquisition Policies Act of 1970, as amended. Historically, these funds have been used to acquire land within park units in diverse hardship cases, such as an Alaska Native Corporation that desired to raise additional Tribal funds or an older couple who faced significant medical expenses and needed to raise money by selling their lands. Funds have also been used in emergency situations ranging from a proposed subdivision development on top of a historic battlefield to the protection of the last privately owned parcel in an historic district that protects a unique ecosystem.

#### Inholdings, Donations, and Exchanges

The NPS makes use of funding in this subactivity to complete expedited purchases of tracts from willing sellers within units of the National Park System. The Service uses funding for inholdings to permanently protect land, prevent development within park boundaries, improve management efficiencies, and provide or expand public access within parks. As of the end of 2021, there was approximately 1.8 million acres of privately held inholdings identified for protection with an estimated value of approximately \$2.0 billion. This subactivity is also used to fund costs associated with donations and exchanges of land. These acquisitions are only purchased when opportunities arise and are therefore funded on an as-needed basis throughout the fiscal year.

**Recreational Access**

This subactivity provides funds to allow NPS to work with State, local, and private landowners to acquire parcels adjacent to existing NPS-managed lands where authority permits. These parcels will create, supplement, or enhance recreational opportunities for the public. Additional acres may be acquired to allow visitors to access entry or exit points for watercraft along waterways, connect gaps in scenic trails, or provide a buffer to protect neighboring landowners. Lands to be acquired through this subactivity are chosen by first applying the same criteria as general acquisition requests are subject to in the annual priority setting process, and then additional scrutiny for recreational opportunities is explored. These include access points, recreational opportunities such as expanded hunting or fishing; equestrian trail connectivity; watercraft use such as kayaking, canoeing, or boating; and hiking or walking trail connectivity or safety concerns. Each request has an expressed willing seller; once funding is approved, the NPS will act to protect the resource and make it available to the public.

**Acquisition Management**

This subactivity manages the acquisition of lands within the boundaries of the National Park System to ensure compliance with existing guidelines and laws. This subactivity supports the protection of natural, cultural, and historic landscapes, including watershed and riparian habitat to increase outdoor recreation opportunities, and preserve nationally significant historical moments or events. Acquisition Management funds support personnel and all costs for the administration, implementation, coordination, and evaluation of the NPS's Federal land acquisition program. The staff provides specialty support for several realty-based functions, including, but not limited to: assisting parks preparing land use plans, providing guidance and assistance in the preparation of land acquisition requests, working with willing sellers from the initial explanations of Federal acquisition options to the final acquisition procedures, preparing responses for official information requests from a variety of sources, providing the regional and national levels of scoring of annually renewed acquisition requests towards a nationally ranked listing, and conducting research into issues such as proposed developments.

The National Park Service prepares a quarterly report on unobligated LWCF funds allocated to Federal Land Acquisition projects as directed by Congress. This effort includes review of the status of each park's land acquisition projects, detailing the step in the process that is underway, e.g., appraisal has been ordered, title report has been received, closing is scheduled on a particular date, residual funds are being used to complete relocation. This information informs programmatic decisions on when and how to make use of any residual balances at parks. In instances where there are no additional willing sellers or available lands within the park boundary, NPS intends to proactively reallocate and/or reprogram any residual funds consistent with reprogramming guidelines. NPS will use these residual funds to expeditiously pursue protection of additional resources from willing sellers in other park units within the National Park System. Balances at the park level will be combined with other funds to provide substantive amounts to allow work to continue at park units where there are willing sellers and active acquisition efforts underway.

**Federal Acquisition Project Lists**

---

Consistent with Congressional direction, the National Park Service submits the following Federal land acquisition projects as part of the 2023 Budget process. Detailed final project data sheets for each identified project will be made available on the Department's LWCF website here:

<https://www.doi.gov/lwcf>. The statutorily required Supplemental Project List, Supplemental Project Data Sheets and color maps will be provided separately.

The projects listed below are in priority order and have identified willing sellers. The Department will keep Congress informed should the circumstances of a specific project change during the course of the 2023 Budget process. The project funding amounts reflect the total amount required for the acquisition and are presented before the impact of adjustments related to sequestration. The total request for Land Acquisition Projects includes the following:

- A separate line showing the total 5.7% 2023 sequestration reduction.
- A separate line showing the estimated 5.7% 2022 sequestered amount which is available for execution in FY 2023.

The actual amounts of the sequester adjustments will vary according to enacted funding levels; the total displayed for the FY 2023 allocation request is the actual amount required to fully execute these projects. The Department will update the 2022 sequestered amounts which become available in 2023 once the allocation of 2022 LWCF funding is finalized in a full-year enacted appropriation.

**FY 2023 National Park Service Federal Project List Allocation Summary Table**  
(Dollars in Thousands)

<b>Budget Authority/Activity</b>	<b>Amount</b>
FY 2023 Allocation (Request)	57,655
FY 2023 Estimated Sequestration Reduction (-5.7%)	-3,286
FY 2022 Estimated Pop Up (+5.7% of 2022)	+2,810
<b>Total, Estimated Amount Available for Execution</b>	<b>57,179</b>



**FY 2023 NPS GAOA LWCF Land Acquisition Project Request List**  
(Dollars in Thousands)

Priority	Project <sup>1</sup>	State(s)	Funding <sup>3</sup>	Acres
1	Haleakala National Park	HI	12,900	3,070
2	Timucuan Ecological and Historic Preserve	FL	2,800	142
3	Santa Monica Mountains National Recreation Area	CA	12,600	448
4	Cumberland Island National Seashore	GA	2,850	658
5	Buffalo National River	AR	1,635	264
6	Big Cypress National Preserve	FL	1,500	601
7	Ice Age National Scenic Trail	WI	2,150	198
8	Big South Fork National River & Recreation Area	TN	5,600	2,518
9	Battlefield Parks	Multiple	2,500	tbd
10	Home of Franklin D. Roosevelt National Historic Site	NY	840	90
11	Bighorn Canyon National Recreation Area	MT	770	668
12	Ocmulgee Mounds National Historical Park	GA	1,150	312
13	Congaree National Park	SC	200	40
14	Petroglyph National Monument	NM	2,630	91
15	Sleeping Bear Dunes National Lakeshore	MI	2,170	257
16	Saguaro National Park	AZ	4,125	552
17	Petrified Forest National Park	AZ	1,235	2,081
	<b>FY 2023 Allocation (Request)</b>		<b>57,655</b>	<b>11,990</b>
	<i>FY 2023 Estimated Sequestration Reduction<sup>2</sup></i>		-3,286	
	<i>FY 2022 Estimated Sequester Pop Up Funding<sup>2</sup></i>		+2,810	
	<b>Estimated Amount Available for Execution<sup>2</sup></b>		<b>57,179</b>	

- Following completion of the acquisitions listed in the table above, remaining funds may be utilized for land acquisition projects in other park units within the National Park System to expeditiously pursue protection of additional resources from willing sellers, including beginning due diligence for opportunities fully requested in future year budget submissions.
- Project amounts reflect the full amounts needed before sequestration adjustments. The associated sequester reductions (-5.7%) and "pop-up" amounts are estimates only and the final amounts will be determined by the allocation of LWCF funding in an enacted FY 2022 full year Appropriation. A revised set of tables will be provided after enactment of a full year enacted appropriation showing the actual "pop up" amounts anticipated in FY 2023 for each bureau.
- The amounts reflect the proposed budget authority before sequester adjustments, and reflect the actual funding need to complete each project.

**Agency:** National Park Service**Fiscal Year:** 2023**Project / Unit:** Haleakala National Park**Priority:** 1**State(s):** HI**Congressional District(s):** HI-2**Location:**  
On the island of Maui

Estimate for FY 2023	
Acres	\$
3,070	\$12,900,000
Acquired to Date	
16,134	\$18,504,857
Remaining to be Acquired	
3,823	\$11,000,000

**Limitation Amount:**

There is no limitation.

**Project Description:**

The park preserves the outstanding features of Haleakala Crater on the island of Maui and protects the unique and fragile ecosystems of Kipahulu Valley, the scenic pools along 'Ohe'o Gulch, and many rare and endangered species. In 1980, the Park was designated a Biosphere Reserve. Lands identified for acquisition are needed to manage park resources and to provide visitor services. The Act of November 13, 2000 (Public Law 106-510) authorized the acquisition of lands adjacent or contiguous to the park and determined to be necessary for proper rounding out of the park boundary.

**Purpose / Need:**

This proposal would expand recreational opportunities for visitors and the community in South Maui and protect valuable recreational access in the Summit District and protect sacred lands within Haleakala Crater. The only access for hikers between the Haleakala Crater, at 7,000 ft. elevation, and the NPS coastal lands near Kaupo lies on Kaupo Ranch land. Although hikers have crossed the private property of the ranch for years, the current hiking route is not maintained, resulting in frequent injuries. Acquisition of this parcel, allowing park maintenance of a safe trail, would permit legal through-hiking from the Summit of Haleakala through the Crater and down to the Park's Kipahulu District. Acquisition of a second parcel (51 acres) within the Haleakala Crater, will protect sacred land for Native Hawaiians currently owned by an agricultural/irrigation company interested in divesting. This site is a destination for thousands of hikers each year and protects a viewshed many other visitors enjoy.

The acquisitions would also increase strategic habitat conservation for the Hawaiian Goose, the Hawaiian Hoary Bat, numerous rare and listed plant species and extraordinarily rare native forest birds. The lands in these two parcels contain significant upper elevation habitat which is becoming increasingly important as the climate changes.

**Cooperator(s):**

The landowner is working with the Trust for Public Land. There is local support for this transaction.

Estimated O&M Savings:	Start-up: \$0	Annual: \$0
Estimated O&M Costs:	Start-up: \$50,000	Annual: \$25,000

**Describe O&M:**

The ability to manage the larger parcel and convert the social trail into a formal one would require an initial investment of approximately \$50,000. Out-year sustainable costs for this would be approximately \$25,000/year, primarily for trail maintenance, which is challenging due to erosion, habitat, and access. The parcel located in the Crater area would be managed for resource protection, as are the lands surrounding it; and the increase of 51 Federal acres would not change the funding currently spent in the total Crater area.

**Agency:** National Park Service**Fiscal Year:** 2023**Project / Unit:** Timucuan Ecological and Historic Preserve**Priority:** 2**State(s):** Florida**Congressional District(s):** FL-4**Location:**

In the St. Johns River Valley of Duval County, Florida

Estimate for FY 2023	
Acres	\$
142	\$2,800,000
Acquired to Date	
15,690	\$13,365,603
Remaining to be Acquired	
10,916	\$18,100,000

**Limitation Amount:**

There is no limitation.

**Project Description:**

Established in 1988, this 46,281-acre preserve includes Fort Caroline National Memorial, the Theodore Roosevelt Area, Kingsley Plantation, Cedar Point, and thousands of acres of woods, water, and salt marsh. These diverse natural and human stories come alive where the Nassau and St. Johns rivers flow into the Atlantic Ocean—where the waters meet. Efforts to protect this area encompass a partnership of Federal, State, Private and local community initiatives. There are numerous prehistoric archeological sites over 1,000 years old, as well as threatened and endangered species that inhabit the lands within the boundary of the Preserve.

**Purpose / Need:**

The 142 acres have significant prehistoric archeological sites related to the Timucua peoples, habitat for the gopher tortoise, and uplands to provide a buffer from storms. Acquisition of these tracts qualifies under State of Florida regulations as a State buffer preserve because it will protect uplands important to the hydrology of the sensitive tidal marshes of the aquatic preserve. These tracts are immediately adjacent to Pumpkin Hill Preserve State Park which contains two colonial wading bird rookeries, one of which is used by the USFWS Federally endangered wood stork. West Indian Manatees also have been observed in this area.

Acquisition of these parcels would allow enhanced connectivity and expand the 7 Creeks Recreation Area, a group of seven parks owned and managed by the NPS, City of Jacksonville, Florida State Parks, North Florida Land Trust, and the Timucuan Parks Foundation that offers visitors 30+ miles of trails including hiking, biking, and horseback riding through diverse ecosystems. Visitors can explore an extensive network of tidal creeks for kayakers, boaters, paddleboarders and fishermen. The parcels purchased through this arrangement would increase visitor access, both from land via trails connecting to the existing 7 Creeks Recreation Area, and water, via kayak landings placed in the adjoining tidal creeks that connect the Nassau River/Thomas Creek waterway trail, the Timucuan Trails waterway, and the Intracoastal Salt Marsh waterways.

**Cooperator(s):**

The Trust for Public Land, State of Florida, City of Jacksonville

Estimated O&M Savings:	Start-up: \$2,000	Annual: \$2,000
Estimated O&M Costs:	Start-up: \$0	Annual: \$0

**Describe O&M:**

The cost savings from this acquisition are associated with reduction from the threat of naturally occurring fire and the spread of invasive species to the natural community. Throughout the Preserve, invasive species on private lands have moved across property boundaries. There is an operational cost savings of not having to patrol and treat introduced invasive plants that migrate across the property line.

Additionally, recent mastication efforts to reduce the risk and increase management of naturally occurring fires have been conducted on the park's adjacent properties. Incorporating these properties into the park's fire management plan would protect not only Federal property but also the more developed areas to the north and result in additional cost savings. Fire breaks constructed through the existing fire management plan could also serve as hiking trails connecting these properties to the 30+ miles of existing hiking trails that currently exist.

Any costs to maintain these lands, while somewhat offset by savings, will be borne by the park's existing base operation and/or completed with park staff.

Agency: National Park Service

Fiscal Year: 2023

**Project / Unit: Santa Monica Mountains National Recreation Area****Priority: 3**

State(s): California

Congressional District(s): CA-28, CA-30, CA-33

**Location:**

Los Angeles and Ventura Counties in southern California

Estimate for FY 2023	
Acres	\$
448	\$12,600,000
Acquired to Date	
23,084	\$169,315,483
Remaining to be Acquired	
4,569	\$50,179,000

**Limitation Amount:**

There is no limitation.

**Project Description:**

Santa Monica Mountains National Recreation Area (SMMNRA) encompasses more than 150,000 acres, including 74,000 acres of Federal, State, and local public lands accessible to more than 17 million people in greater Los Angeles.

Many inholdings around the Zuma and Trancas Canyons area were damaged over the last five years by wildfires, which burned both undeveloped tracts and homes in the Santa Monica Mountains, causing significant public and private costs and emotional hardship for private landowners. Acquiring these lands would resolve preexisting park management challenges and help address landowners' economic strains.

**Purpose / Need:**

The acquisition of these properties will conserve the largest remaining undeveloped, unprotected example of a Mediterranean-type ecosystem between the Mexican border and Santa Barbara County. An intact habitat block of this size that includes uplands, riparian areas, streams and coastal bluffs is unique in the 5 southern California coastal counties. The lands included in this request cover 2.7 miles of pristine, undeveloped oceanfront with native coastal sage scrub-blanketed hillsides plummeting to the coast, and kelp beds visible from Pacific Coast Highway as well as five blue-line streams and 27 documented archaeological sites.

These lands will increase the core habitat of native flora and fauna, including Mountain Lions, and will increase access to recreation within SMMNRA. The acquisition will, connect areas of scenic ridgelines, coastal vistas, and colorful native flora as well as provide diversity of landscapes for hiking, horseback riding, and other trail activities. Total visitation and use of the existing 20-mile recreational trail system in Zuma and Trancas Canyons exceeds 100,000 visitors annually.

**Cooperator(s):**

Trust for Public Land, County of Venture, California State Parks

Estimated O&M Savings:	Start-up: \$0	Annual: \$0
Estimated O&M Costs:	Start-up: \$250,000	Annual: \$15,000

**Describe O&M:**

No new development is proposed by NPS other than a recreational trail route and an unpaved trailhead. Out-year costs associated with acquisition would be limited to visitor protection services and regular trail maintenance. A one-time investment of \$250,000 would be necessary to complete the trailhead. Operations and maintenance costs for administering the newly acquired parcel are expected to be \$10,000-\$20,000 per year.

Agency: National Park Service

Fiscal Year: 2023

Project / Unit: Cumberland Island National Seashore

Priority: 4

State(s): GA

Congressional District(s): GA-4

**Location:**  
Camden County

Estimate for FY 2023	
Acres	\$
658	\$2,850,000
Acquired to Date	
18,868	\$42,504,824
Remaining to be Acquired	
234	\$14,350,000

**Limitation Amount:**

Statutory ceiling of 40,500 acres and \$28,500,000 - Annual overceiling authority of 10 percent permits this request (54 USC 200306(a)(4)).

**Project Description:**

Cumberland Island National Seashore is Georgia's largest and southernmost barrier island. The National Seashore has the greatest diversity of habitats and biotic communities of any of Georgia's coastal islands and is home to over 9,800 acres of Congressionally-designated Wilderness. The park was established on October 23, 1972, to maintain the primitive, undeveloped character of one of the largest and most ecologically diverse barrier islands on the Atlantic coast, while preserving scenic, scientific, and historical values and providing outstanding opportunities for outdoor recreation and solitude.

**Purpose / Need:**

Protection of these parcels would provide visitor use of undeveloped pristine beach for recreational activities including swimming, bird watching, and wildlife viewing. It will ensure the continuity of the Parallel Trail - the 6.1 mile primary north/south artery for hikers and bicyclists; and protect both cultural and natural areas in a prominent section of the park. This acquisition will reduce the incidence of visitor trespass onto private lands as they navigate the island.

These tracts contain a unique ecosystem of oak maritime forest. This important habitat supports nesting for threatened sea turtles and shorebirds. In addition, the area contains historic resources that are part of the Stafford Plantation Historic District. Protection of these lands would allow access to the Historic District for visitors, and interpretation by Park staff, and preserve remnants associated with the plantation era and the enslaved African-American community. These lands bisect the park, while one parcel is located immediately adjacent to park facilities, including a ferry dock, visitor contact station, and campground, which creates significant opportunity for unwitting trespass by visitors.

This request adds to the FY 2022 effort to complete this acquisition with three additional tracts identified as part of the exchange process.



**Cooperator(s):**

The Nature Conservancy; Georgia Conservancy

Estimated O&amp;M Savings:            Start-up: \$0                            Annual: \$25,000

Estimated O&amp;M Costs:            Start-up: \$50,000                    Annual: \$0

**Describe O&M:**

There would be start-up costs associated with biological monitoring, control of invasive species, and archaeological investigations. If the exchange is successful, the park has indicated there will be savings of a nominal amount from reduced law enforcement efforts for trespass. There may be other savings, but they are not fully identified at this time. Any routine costs to maintain the lands acquired would be borne by the park's existing base operating budget and/or completed with park staff.

Agency: National Park Service

Fiscal Year: 2023

Project / Unit: Buffalo National River

Priority: 5

State(s): Arkansas

Congressional District(s): AR-1, AR-3, AR-4

**Location:**

Baxter, Marion, Newton, and Searcy Counties, Arkansas

Estimate for FY 2023	
Acres	\$
264	\$1,635,000
Acquired to Date	
92,703	\$45,805,471
Remaining to be Acquired	
146	\$1,000,000

**Limitation Amount:**

There is an acreage limitation of 95,730 and a dollar limitation of \$39,948,000 - Annual overceiling authority of 10 percent permits this request (54 USC 200306(a)(4)).

**Project Description:**

The Buffalo River winds through the Arkansas Ozarks and its lower 135 miles and adjacent lands were designated as the nation's first National River in 1972. Recreational and educational opportunities abound in these lands, including canoeing, hiking, exploring a 19th century mining town, viewing paleontological and archeological sites, and traversing the karst landscape of sinkholes and caves.

The site, which was first excavated at the beginning of the 20<sup>th</sup> century, is very well known to amateur paleontologists. In addition to paleontological resources, the site has archeological resources left behind by Native Americans. Protection and interpretation of these resources, paleontological resources, and karst groundwater resources is very important to the management of Buffalo National River.

**Purpose / Need:**

The property is a large inholding within the national river with a conservation easement that does not allow public access. The property was condemned through the Federal court system in the early 1980s, but unlike many other properties along the Buffalo River, a conservation easement was acquired instead of fee simple government ownership. This action has been widely criticized throughout the history of the park, which celebrates its 50<sup>th</sup> anniversary in 2022. Purchase of this property would open a significant area for public hunting, hiking, and horseback riding. Once the purchase is complete, the easement will terminate.

**Cooperator(s):**

National Park Foundation, Buffalo River Foundation, The Nature Conservancy

Estimated O&M Savings:	Start-up: \$0	Annual: \$50,000
Estimated O&M Costs:	Start-up: \$75,000	Annual: \$0

**Describe O&M:**

The acquisition would result in substantial cost savings in the out years. The acquisition will protect the water quality of Wells Creek, helping to ensure the scenic and scientific features of the Buffalo River can be fully appreciated by future generations. Initial costs will include adding the structures and agricultural fields to the leasing program and conducting necessary resource studies.

Agency: National Park Service

Fiscal Year: 2023

Project / Unit: Big Cypress National Preserve

Priority: 6

State(s): FL

Congressional District(s): FL-25, FL-26

**Location:**  
Collier, Dade, and Monroe Counties, Florida

Estimate for FY 2023	
Acres	\$
601	\$1,500,000
Acquired to Date	
140,006	\$24,874,632
Remaining to be Acquired	
429	\$9,000,000

**Limitation Amount:**

Statutory ceiling of \$49,500,000 applies to only the “Addition” defined by P.L. 100-301. Table above represents just the “Addition” area of the unit.

**Project Description:**

The Big Cypress National Preserve was set aside in 1974 to ensure the preservation, conservation, and protection of the natural scenic, flora and fauna, and recreational values of the Big Cypress Watershed. The importance of this watershed to Everglades National Park was a major consideration for its establishment. In 1988, Big Cypress National Preserve was expanded by about 146,000 acres with the passage of the Big Cypress National Preserve Addition Act (P.L. 100-301).

The acreage that was added by P.L. 100-301 is relatively undeveloped and serves as a large natural reservoir and nutrient filter, permitting natural biological processes to nourish diverse ecological communities that are distinctive to southern Florida. Extensive prairies and marshes, forested swamps, pinelands, and shallow sloughs characterize the Addition. Subtropical plant and animal life abounds in this area, which is home to endangered species such as the Florida panther and the Red-Cockaded Woodpecker. Most of Big Cypress National Preserve qualifies as an example of one of the last undisturbed ecosystems in the South Florida region.

**Purpose / Need:**

The properties have been in single ownership since before 1980 and border the Seminole Indian Reservation and a delicate wetland swamp ecosystem in the northeast corner of the preserve. The owner has been cited numerous times for resource violations, filling wetlands without permits, building non-permitted roads and trails on both Preserve and Seminole Tribal land, and operating a commercial operation on residential land without changing zoning (planting an orange and fruit tree orchard, and storage of commercial trucks and heavy equipment).

**Cooperator(s):**

The private landowners are working directly with the National Park Service.

Estimated O&M Savings:	Start-up: \$25,000	Annual: \$25,000
Estimated O&M Costs:	Start-up: \$10,000	Annual: \$0

**Describe O&M:**

Law enforcement and general management on these lands has been extremely difficult. Access by State law enforcement to these parcels is challenging and must be coordinated with - and often completely supplied by - Federal entities, which do not have jurisdiction on the private parcels. This land management results in the expenditure of Federal funds on non-Federal property for a variety of things including fighting of wildfires, control of invasive species/noxious weeds, prescription burning to prevent the spread of wildfire, protection/rescue of park visitors, monitoring and dealing with erosion, hazardous materials dumping, and littering. It is estimated this assistance costs approximately \$25,000 annually.

Once acquisition of the parcels is complete, a considerable savings in Federal expenditures will result from the change to whole landscape management by Federal personnel. However, initial costs upon acquisition will include management planning and removal of incidental fencing that has been erected. By eliminating the unauthorized commercial activities, it is anticipated the park will no longer have hundreds of cubic yards of trash to remove each year, saving approximately \$10,000 annually. Additionally, with management of the whole landscape wildfires will be permitted to burn, significantly reducing the cost of firefighting crews, saving at least \$15,000 annually.

Agency: National Park Service

Fiscal Year: 2023

Project / Unit: Ice Age National Scenic Trail

Priority: 7

State(s): WI

Congressional District(s): WI-2

Location:  
Dane County

Estimate for FY 2023	
Acres	\$
198	\$2,150,000
Acquired to Date	
163	\$19,216,448
Remaining to be Acquired	
442	\$5,000,000

**Limitation Amount:**

There is no limitation

**Project Description:**

The nearly 1,200-mile Ice Age National Scenic Trail, established in 1980, traces the glacier's edge. Winding over Wisconsin's glacial moraines, the trail links six of the nine units of the Ice Age National Scientific Reserve. During the Ice Age, much of North America lay under a huge glacier. At the time, prehistoric animals including mammoths, saber-toothed cats, and cave lions roamed the Earth. Some of the best evidence of the glacial period is found in Wisconsin's many lakes, river valleys, gently rolling hills, and ridges. The Ice Age National Scenic Trail provides recreational opportunities, as well as educational experiences, for a diverse population in the upper Midwest.

**Purpose / Need:**

The 198-acre property is within the boundaries of the Ice Age Complex at Cross Plains. The complex comprises lands maintained by four public land agencies: NPS-Ice Age National Scenic Trail; Wisconsin Department of Natural Resources (WDNR); U.S. Fish & Wildlife Service (FWS); and Dane County.

Acquisition will provide landscape connectivity to adjacent property already owned by FWS, WDNR, and Dane County Parks within the complex and will allow for greater land management efficiencies as the complex partners continue to develop compatible recreation opportunities. The complex is known as the single best example of an undeveloped terminal moraine, with nearby proglacial lakes. Evidence of rusty patched bumble bees, a Federally endangered species, has also been found within the complex.

This project also expands recreational access opportunities. Acquisition would allow for hiking, birdwatching, and educational tours. Black Earth Creek (a Class A trout stream) passes through the property, and its acquisition will allow a 12-mile loop trail to be completed.

**Cooperator(s):**

The Conservation Fund, Dane County and Ice Age Trail Alliance

Estimated O&M Savings:	Start-up: \$0	Annual: \$0
Estimated O&M Costs:	Start-up: \$15,000	Annual: \$1,000

**Describe O&M:**

A survey and boundary marking are needed for this property. Prairie restoration would be undertaken, with seed purchased and Trail Volunteers, partners and personnel working to complete this effort in the out-years.

Agency: National Park Service

Fiscal Year: 2023

**Project / Unit: Big South Fork National River & Recreation Area**

Priority: 8

State(s): KY, TN

Congressional District(s): KY-5, TN-3, TN-6

**Location:**

McCreary County, KY and Fentress, Morgan, Pickett, and Scott Counties, TN

Estimate for FY 2023	
Acres	\$
2,518	\$5,600,000
Acquired to Date	
10,388.86	\$7,400,000
Remaining to be Acquired	
5,413.22	\$ 19,000,000

**Limitation Amount:**

Statutory ceiling of \$13,000,000 with the current unappropriated balance at \$5,600,000.

**Project Description:**

Originally authorized in 1974 to be administered by the Secretary of the Army, Big South Fork National River and Recreation Area (NRRA) was established on November 15, 1990 and administrative jurisdiction was transferred to the Secretary of the Interior. The unit was established to protect the free-flowing Big South Fork of the Cumberland River. This was the first National Park System unit designated as both a National River and a National Recreation Area, reflecting the decision to preserve the area and offer recreational opportunities at the same time.

**Purpose / Need:**

This request will protect several tracts that encompass the most vulnerable areas of the scenic New River area within Big South Fork NRRA. This land contains remote, steep, and pristine areas that have a high backcountry recreational value for solitude and exploration and abundant recreational opportunities such as hunting, fishing, hiking and boating. This land is an important natural migration pathway for aquatic and terrestrial organisms, especially fish moving upstream to spawn and these tracts also link to larger existing protected areas and provide a refuge for species avoiding the adjoining developed areas and associated threats. This effort follows on the FY2022 effort and continues to address the efforts already underway within the river corridor.

**Cooperator(s):**

The Nature Conservancy and The Conservation Fund

Estimated O&M Savings:	Start-up: \$150,000	Annual: \$0
Estimated O&M Costs:	Start-up: \$0	Annual: \$15,000



**Describe O&M:**

Acquiring these tracts and associated mineral rights will help prevent damage to park land from mineral extraction activities that may be undertaken in the future as well as provide specific boundaries to inform law enforcement jurisdiction for relic hunters and others. The remediation of the aftermath of such activities is extremely costly and labor intensive and acquisition will result in a savings from actions not taken by others. There is likely to be a small cost for law enforcement efforts on these additional attractive lands.

Agency: National Park Service

Fiscal Year: 2023

Project / Unit: Battlefield Parks

Priority: 9

State(s): GA, MA, MD, MS, NC, NM, NY, PA, SC, TN, VA, WV

Congressional District(s): Various throughout the States

**Location:**

Various throughout the States

Estimate for FY 2023	
Acres	\$
TBD	\$2,500,000
Acquired to Date	
TBD	TBD
Remaining to be Acquired	
TBD	TBD

**Limitation Amount:**

Various depending on the unit

**Project Description:**

Funds provided will be used for the Federal acquisition of lands or interests in lands needed to preserve and protect battlefield sites within the National Park System. Historic fields of battle that shaped the country are being developed into suburban landscapes as populations continue to grow.

NPS partners have acquired and continue to hold, in anticipation of Federal acquisition, lands within the core areas of battlefields within the National Park System. This funding request will provide the flexibility necessary to acquire such land as the need arises. Priority needs exist at Cedar Creek and Belle Grove National Historical Park, Guilford Courthouse National Military Park, Fort Donelson National Battlefield, Fredericksburg and Spotsylvania County Battlefields Memorial National Military Park, Gettysburg National Military Park, Moores Creek National Battlefield, Petersburg National Battlefield, Richmond National Battlefield Park, Saratoga National Historical Park, Shiloh National Military Park, and Vicksburg National Military Park, among others.

**Purpose / Need:**

The funds will be used to acquire high-priority battlefield land that is privately held within the National Park System. These Battlefield units are experiencing significant threat to the resources they are authorized to protect, including relic hunting, development and vandalism of historic landscapes and structures. This is especially true of the resources associated with stories of the underserved communities which were displaced or disrupted in these areas. Resources that help tell the back-story of the battles and the peoples effected by the actions will be protected by these funds. These lands are often temporarily protected by partner organizations able to nimbly navigate real estate acquisitions who then work with the Federal Government to bring land into the individual park units. As of December 31, 2020, within park units that protect battlefields, there were more than 35,500 unprotected acres that are in smaller, individual parcels. These funds will be directed to the highest priority "shovel ready" acquisitions, which will be dynamic as landowners consider options once funding is available for NPS. Units that tell the story of the American Revolution, including Guilford Courthouse National Military Park and Moores Creek National Battlefield have active land acquisition programs with willing sellers.

**Cooperator(s):**

American Battlefield Trust and unit-specific Friends groups

Estimated O&M Savings:            Start-up: n/a                            Annual: n/a

Estimated O&M Costs:            Start-up: n/a                            Annual: n/a

**Describe O&M:**

Annual maintenance costs for each individual acquisition would be negligible due to the small size of most tracts, and savings are likely to result because of management efficiencies with more contiguous lands.

Agency: National Park Service

Fiscal Year: 2023

**Project / Unit:** Home of Franklin D. Roosevelt National  
Historic Site

**Priority: 10****State(s):** New York**Congressional District(s):** NY-4

**Location:**  
Hyde Park, New York

Estimate for FY 2023	
Acres	\$
90	\$840,000
Acquired to Date	
603.73	\$2,141,363
Remaining to be Acquired	
106	\$3,300,000

**Limitation Amount:**  
There is no limitation.

**Project Description:**

The Joint Resolution of July 18, 1939 (53 Stat. 1062), provided for both the establishment of the Franklin D. Roosevelt Library at Hyde Park, New York, and the Federal acceptance by donation of any additional portions of the Roosevelt estate. The Dingell Act (P.L. 116-9) further authorized the NPS to purchase this parcel.

Home of Franklin D. Roosevelt National Historic Site, on the east bank of the Hudson River in Dutchess County, New York, is the birthplace and lifelong home of the 32nd president of the United States. The site comprises a portion of the former 1,522-acre historic Roosevelt Family Estate. It served as a wellspring for the ideals that he championed in his political life and as his family home. It is the only place where a U.S. president maintained lifelong connections, from birth through his career to his final resting place. The actual home, called Springwood, is the centerpiece of the estate.

**Purpose / Need:**

This parcel is owned by The Scenic Hudson Land Trust, Inc., and it abuts the park's north boundary and the main entrance road. It separates subdivided and developed neighborhoods to the north from the historic Roosevelt estate. It is also directly across from the historic Roosevelt farm field and connects parcels that allow access to the Hudson River and protect wildlife corridors. Acquisition would ensure the integrity and open spaces of the lands that Roosevelt traversed as a child and retreated to throughout his life. The Scenic Hudson Land Trust wants to transfer ownership of these parcels to the NPS.

**Cooperator(s):**

The Scenic Hudson Land Trust, Inc and the FDR Hyde Park Foundation

Estimated O&M Savings:	Start-up: \$0	Annual: \$0
Estimated O&M Costs:	Start-up: \$48,000	Annual: \$20,000

**Describe O&M:**

After initial studies to determine appropriate use and create an inventory of natural and historical resources and program development, the annual maintenance cost is estimated at \$20,000.

Agency: National Park Service

Fiscal Year: 2023

Project / Unit: Bighorn Canyon National Recreation Area

Priority: 11

State(s): MT, WY

Congressional District(s): MT – At Large; WY – At Large

**Location:**  
Big Horn and Carbon Counties, Montana and Big Horn County,  
Wyoming

Estimate for FY 2023	
Acres	\$
668	\$770,000
Acquired to Date	
4,867	\$1,394,013
Remaining to be Acquired	
2,061	\$2,400,000

**Limitation Amount:**

Statutory limit of \$780,000 - Annual overceiling authority of \$1,000,000 permits this request (54 USC 200306(a)(4)).

**Project Description:**

The Bighorn Canyon National Recreation Area was established by an Act of Congress (Public Law 89-664) on October 15, 1966 “to provide for public outdoor recreation use and enjoyment of Yellowtail Reservoir and lands adjacent thereto...and for the preservation of the scenic, scientific and historic features contributing to public enjoyment of such lands and waters...” Adjoining lands are owned and managed by private landowners and multiple governmental and Tribal authorities, including the Crow Nation, the U.S. Forest Service (Custer National Forest on the west and Bighorn National Forest on the east), the U.S. Bureau of Land Management, the U.S. Bureau of Reclamation, and the States of Wyoming and Montana. Some areas and resources within the national recreation area are cooperatively managed among State and Federal agencies, such as the Bighorn River/Lake and the Yellowtail Dam (managed by the Bureau of Reclamation), Yellowtail Wildlife Habitat Management area (managed by the State of Wyoming), and the Pryor Mountain National Wild Horse Range (managed by the Bureau of Land Management). Approximately 56,000 acres of Crow Indian Reservation lands within the recreation area are closed to public use.

**Purpose / Need:**

This privately owned tract contains an array of valuable natural and cultural resources including a significant cave system, known as Frozen Leg Caves, discovered in the early 1960s by construction workers building a road to a boat dock in Bighorn Canyon. Inside several of the caves are paintings dating to a period between A.D. 1000 and A.D. 1900. Portions of the rock art observed in the Frozen Leg Cave appear to be associated with the Crow Tobacco Society, indicating possible significance to the Crow Tribe, although this cannot be confirmed with the Crow elders. There is evidence of vandalism and graffiti in the cave system, which can seriously impact the integrity of the property.

**Cooperator(s):**

The National Park Trust, The Conservation Fund and the Trust for Public Land have all expressed interest in assisting to protect this property.

Estimated O&M Savings:	Start-up: \$0	Annual: \$0
Estimated O&M Costs:	Start-up: \$100,000	Annual: \$75,000

**Describe O&M:**

Initial costs will include cultural and natural resource studies and development of interpretive programs. Ongoing costs will include providing additional interpretive rangers and law enforcement monitoring.

Agency: National Park Service

Fiscal Year: 2023

Project / Unit: Ocmulgee Mounds National Historical Park

Priority: 12

State(s): GA

Congressional District(s): GA-8

**Location:**

Bibb County in Georgia near the city of Macon

Estimate for FY 2023	
Acres	\$
312	\$1,150,000
Acquired to Date	
18.06	\$3,198,991
Remaining to be Acquired	
2,265	\$8,000,000

**Limitation Amount:**

There is no limitation.

**Project Description:**

Ocmulgee Mounds National Historical Park contains 17,000 years of human history. The Paleo-Indians first came to Middle Georgia during the Ice Age. The first people to this area were nomadic hunters and gatherers who occupied the region for thousands of years. Around 900 C.E. a new culture arrived who constructed unique mounds for the elite members of their society. The mounds are still present today, and the area is part of a designated Traditional Cultural Property (TCP).

Ocmulgee Mounds National Historical Park in present-day Macon, Georgia preserves traces of over ten millennia of Southeastern Native American culture. Its chief remains are major earthworks built before 1000 C.E. by the South Appalachian Mississippian culture. These include the Great Temple and other ceremonial mounds, a burial mound, and defensive trenches. They represented highly skilled engineering techniques and soil knowledge, and the organization of many laborers. The park is located on the east bank of the Ocmulgee River and the city developed around the site after the United States built Fort Benjamin Hawkins nearby in 1806 to support trading with Native Americans.

The recently enacted Dingell Act (Public Law 116-9) expanded the boundary by 2,100 acres to encompass the area that was defined in the park's original 1934 bill.

**Purpose / Need:**

This acquisition, authorized under the "Dingell Act," will connect the park's two units, the Main Unit and the Lamar Unit, and will preserve an area that has been used since the last Ice Age. The park currently preserves the mounds and village site where the leaders of the society lived and the area where the "common people" lived and farmed to support the village called the Ocmulgee Old Fields. According to Muscogee (Creek) oral tradition, this site is where they first "sat down" as a Nation and is the first Traditional Cultural Property determined eligible for listing east of the Mississippi River. This acquisition will protect these unique resources and fulfill the intent of the original 1934 law, PL 73-350. This property will be combined with over 700 acres of donated property in the same area.



**Cooperator(s):**

Ocmulgee National Park and Preserve Initiative, the Archaeological Conservancy, NewTown Macon, Macon-Bibb County Government

Estimated O&M Savings:	Start-up: \$0	Annual: \$0
Estimated O&M Costs:	Start-up: \$50,000	Annual: \$2,000

**Describe O&M:**

Start-up costs include initial scoping of the resources. Ongoing costs are for minor maintenance to preserve the open space, such as mowing and vegetation care.

Agency: National Park Service

Fiscal Year: 2023

Project / Unit: Congaree National Park

Priority: 13

State(s): SC

Congressional District(s): SC-6

**Location:**

Richland County, South Carolina

Estimate for FY 2023	
Acres	\$
40	\$200,000
Acquired to Date	
26,557	\$95,392,642
Remaining to be Acquired	
83	\$3,500,000

**Limitation Amount:**

There is an acreage limitation of 26,776 acres established by P.L. 108-108. There is no dollar ceiling.

**Project Description:**

Congaree National Park is located in the Longleaf Pine Landscape. Originally established as a National Monument in 1973, the Act of November 10, 2003, designated the unit as a National Park and authorized the appropriation of funds necessary to acquire an additional 4,500 acres of land by donation, purchase from a willing seller with donated or appropriated funds, by transfer, or by exchange. Situated along the meandering Congaree River in central South Carolina, Congaree National Park is home to champion trees, primeval forest landscapes, and diverse plant and animal life. This 26,640-acre park protects the largest contiguous tract of old-growth bottomland hardwood forest remaining in the United States. Known for its giant hardwoods and towering pines, the park's floodplain forest includes one of the highest canopies in the world and some of the tallest trees in the eastern United States. The park provides a sanctuary for plants and animals, a research site for scientists, and a place for visitors to walk and relax in a tranquil wilderness setting.

**Purpose / Need:**

These tracts contain features and attributes of considerable importance to the park: 1) a historic (pre-1840) dike, listed on the National Register of Historic Places and representing a salient component of the story of enslaved persons who lived and worked in the floodplain of the Congaree River; 2) a gravel road ("west boundary road") providing the only vehicular access to the western portion of the park and the only river access/boat ramp on the Congaree River available to staff within 26 miles, without which both search and rescue operations and key research efforts would be greatly hindered; and 3) a vulnerable viewshed near South Cedar Creek, a unique and unparalleled feature which was designated the State's first and only Outstanding National Resource Water and is a very popular recreational paddling trail.

**Cooperator(s):**

National Park Foundation; The Conservation Fund; The National Park Trust, The Friends of Congaree Swamp

Estimated O&M Savings:	Start-up: \$5,000	Annual: \$7,500
Estimated O&M Costs:	Start-up: \$15,000	Annual: \$5,000

**Describe O&M:**

Savings in both staff time and vehicle costs will be realized immediately with more efficient access to the western portion of the park and expedient response to needs on the river, while costs in the first year will include documentation of the area's history and importance to enslaved persons in the area and in the out-years additional interpretation needs and maintenance of the fields and natural environs will be ongoing.

Agency: National Park Service

Fiscal Year: 2023

Project / Unit: Petroglyph National Monument

Priority: 14

State(s): NM

Congressional District(s): NM-1

**Location:**  
Bernalillo County, New Mexico

Estimate for FY 2023	
Acres	\$
91	\$2,630,000
Acquired to Date	
4,038	\$35,583,716
Remaining to be Acquired	
112	\$2,300,000

**Limitation Amount:**

There is no limitation.

**Project Description:**

Petroglyph National Monument is located on a basalt escarpment on the west side of the city of Albuquerque, New Mexico. Over 50,000 petroglyphs have been carved or pecked onto the 17-mile long West Mesa escarpment. These petroglyphs date back as far as 3,000 years and trace the progress of Indian civilization in New Mexico. The monument consists of 7,209 acres of which 5,208 acres are to be administered by the National Park Service; the remainder is administered by the city with funding assistance from the State.

**Purpose / Need:**

The park is within the expanding exurban growth of the city of Albuquerque. The parcels contain some of the most significant petroglyphs in the monument. These areas are extremely significant to a diverse assemblage of ethnographic communities that maintain association with the monument and West Mesa, including 29 Tribal and pueblo communities. This is the place where American Indians and settlers of Spanish, Mexican, and American Indian descent chose to carve thousands of petroglyphs - more than 20,000 have been documented in the Monument, along with 350 archeological sites. The diverse and unique array of petroglyphs lend cultural significance to the unique geologic features of the area.

**Cooperator(s):**

City of Albuquerque-Open Space Division

Estimated O&M Savings:	Start-up: \$0	Annual: \$0
Estimated O&M Costs:	Start-up: \$15,000	Annual: \$15,000

**Describe O&M:**

With the addition of these significant resources, a slight increase in law enforcement effort to ensure the resource is not damaged will be necessary.

Agency: National Park Service

Fiscal Year: 2023

Project / Unit: Sleeping Bear Dunes National Lakeshore

Priority: 15

State(s): MI

Congressional District(s): MI-1

**Location:**

Benzie and Leelanau Counties, Michigan

Estimate for FY 2023	
Acres	\$
257	\$2,170,000
Acquired to Date	
71,345	\$108,862,724
Remaining to be Acquired	
1,099	\$8,330,000

**Limitation Amount:**

There is no acreage limitation.

Statutory limit of \$84,149,558 - Annual overceiling authority of 10 percent permits this request (54 USC 200306(a)(4)).

**Project Description:**

The Act of October 21, 1970, authorized establishment of Sleeping Bear Dunes National Lakeshore to protect and preserve outstanding natural resources along the mainland shore of Lake Michigan and on certain nearby islands in Benzie and Leelanau Counties, Michigan. The national lakeshore is a diverse landscape with massive sand dunes, quiet rivers, sand beaches, beech-maple forests, clear lakes, and rugged bluffs towering as high as 460 feet above Lake Michigan. Two offshore wilderness islands offer tranquility and seclusion.

The 975-acre Bow Lakes area of the Lakeshore contains excellent examples of ice block lakes and long forested valleys that were formed when the great ice blocks melted. The area contains an outstanding example of a floating leatherleaf bog and prime examples of plant succession, including the bog, an open marl lake, meadows and forest. These glacial features and bog habitats are found nowhere else in the park.

**Purpose / Need:**

These tracts are pristine pieces of virtually undeveloped properties critical to wildlife migration and open space along with providing recreational opportunities such as hiking, skiing, hunting, birding, etc. These properties also link connectivity to other large undeveloped NPS and State forest lands. All tracts are currently privately-owned, thus public access, recreational opportunities and resource protection do not exist. The tracts are critical to the protection of natural and cultural resources within Sleeping Bear Dunes National Lakeshore and will enhance recreational opportunities for 1.3 million annual visitors.

**Cooperator(s):**

The landowners are working directly with the NPS Realty staff to convey the land into the Federal estate.

Estimated O&M Savings:	Start-up: \$0	Annual: \$1,000
Estimated O&M Costs:	Start-up: \$0	Annual: \$1,500

**Describe O&M:**

There are negligible operational costs and savings associated with this acquisition as there will be no improvements and the lands will be operated in their natural state. Funds are estimated for small additional mileage on law enforcement patrols, and reduced impacts of trespass activities.

Agency: National Park Service

Fiscal Year: 2023

Project / Unit: Saguaro National Park

Priority: 16

State(s): AZ

Congressional District(s): AZ-2, AZ-3

**Location:**

Vicinity of Tucson, Arizona

Estimate for FY 2023	
Acres	\$
552	\$4,125,000
Acquired to Date	
8,697	\$45,648,673
Remaining to be Acquired	
866	\$28,000,000

**Limitation Amount:** There is no limitation**Project Description:**

Originally established as a national monument in 1933, Saguaro National Park was designated in 1994 by Congress (Public Law 103-364). The purpose of the park is to protect natural resources, particularly the saguaro cactus, which can reach heights of up to 50 feet, weigh up to eight tons, and live for more than 150 years. The area is also home to desert tortoise, gila monsters, and other desert wildlife. The park consists of two units on the outskirts of Tucson, Arizona: Tucson Mountain Unit (west) and Rincon Mountain Unit (east). Increasing urban encroachment and adjacent development have threatened the integrity of the park. Stands of the saguaro cactus in the vicinity of the park have declined dramatically since the 1930s.

**Purpose / Need:**

The Saguaro National Park Boundary Expansion was passed as part of the Consolidated Appropriations Act, 2021 (Public Law 116-260), and the land described is part of the expansion. Acquisition will include two corridors of land linking the Park's 91,716-acre Rincon Mountain District with the Coronado National Forest and important riparian habitat that supports high species diversity and sustains natural wildlife movement corridors as well as outstanding recreational opportunities. Acquiring these properties will preserve an essential wildlife corridor, prevent the loss of open space, and protect scenic views.

**Cooperator(s):**

The Trust for Public Land (TPL)

Estimated O&M Savings:	Start-up: \$0	Annual: \$10,000
Estimated O&M Costs:	Start-up: \$0	Annual: \$0

**Describe O&M:**

The park will enhance boundary management in order to reduce the likelihood of livestock trespasses. The parcel would share 0.9 miles of border with the U.S. Forest Service, which would maintain the boundary fence.

Agency: National Park Service

Fiscal Year: 2023

Project / Unit: Petrified Forest National Park

Priority: 17

State(s): AZ

Congressional District(s): AZ-1

**Location:**

Apache and Navajo Counties, Arizona

Estimate for FY 2023	
Acres	\$
2,081	\$1,235,000
Acquired to Date	
38,452	\$15,577,748
Remaining to be Acquired	
34,038	\$16,000,000

**Limitation Amount:**

There is no limitation.

**Project Description:**

Petrified Forest National Park contains globally significant fossils from the Late Triassic Period. The park is a virtual laboratory offering opportunities for paleontological research and visitor appreciation that are unparalleled. The conservation and protection of the fossil resources, especially petrified wood (critical park resource), is the reason for the original establishment of the park, while the protection of vast cultural resources (the secondary unit resource) is a major focus and the intent of the 2004 boundary expansion. The Petrified Forest National Park Expansion Act of 2004 (Public Law 108-430), revised the boundary of the park to include an additional 125,000 acres of land, of which approximately 76,473 acres were privately owned.

**Purpose / Need:**

The parcels contain significant paleontological and archaeological resources including early Puebloan sites as well as a series of badland exposures that are scenic and also fossil rich. Fossils from the park and the surrounding areas help guide global research on the Triassic Period of Earth's history, and are specific to the park's enabling legislation, which specifies protection of these fossiliferous areas for their high scientific value. These parcels provide unparalleled open space opportunities to hikers, explorers, wildlife enthusiasts, horseback riders, and photographers.

**Cooperator(s):**

The Trust for Public Lands (TPL)

Estimated O&M Savings:	Start-up: \$0	Annual: \$0
Estimated O&M Costs:	Start-up: \$40,000	Annual: \$2,000

**Describe O&M:**

Startup costs will include archaeology, paleontology, and ecology resource surveys, and annual, cyclic costs will include maintenance of two track ranch roads. External boundary fences will be maintained. However, this cost will be offset by not having to maintain the current fence between the park and ranch. As with the costs to



maintain other lands acquired under P.L. 108-430, most of these costs would be borne by the park's existing base operating budget and/or completed with park staff.

**Activity: State Conservation Grants (GAOA)****Mission Overview**

The State Conservation Grants support, through partnerships with State and local agencies, a nationwide system of protected parks, open spaces, and trails, providing outdoor recreational and conservation benefits to the public. This program also contributes to NPS's mission to assist in expanding and improving recreational access and opportunities, increasing public access, and catalyzing land conservation partnership projects.

**Subactivity Overview**

The State Conservation Grants activity provides matching grants to States and through States to local units of government for the acquisition and development of public outdoor recreation areas and facilities that provide public access to lands, waters, and other recreation resources. Grants to States also provide for continuing State planning efforts to address outdoor recreation needs. Since 1965, more than 43,000 State, Tribal, and local grants have been awarded, totaling over \$5.0 billion. States, Tribes, and localities have matched this amount at least dollar-for-dollar, doubling the Federal investment. This program has successfully allowed States to take greater responsibility for the protection and development of open space and outdoor recreation resources.

**Formula State Conservation Grants**

The Formula State Conservation Grants program is a 1:1 Federal/non-Federal matching grant program. The program provides funding to States to acquire open spaces and natural areas for outdoor recreation purposes and develop outdoor recreation facilities. Additionally, States are required to sustain the property for outdoor recreation purposes in perpetuity. Funding is also provided to assist States in development of Statewide Comprehensive Outdoor Recreation Plans (SCORPs). These plans assess and prioritize the need for new and enhanced outdoor recreation areas and facilities. States use their Open Project Selection Process, which provides objective criteria and standards for grant selection based on each State's priority needs as identified in its SCORP. States are also initially responsible for soliciting and selecting projects from eligible State agencies, Tribal governments, and local units of government. Projects are then submitted to NPS for review to ensure that LWCF Act criteria are met, and proposed projects are consistent with the State SCORPs.

In enacting the LWCF Act, Congress did not explicitly provide authority for administrative grants to States, and "administration" is not listed as one of the eligible purposes of financial assistance. However, States bear many administrative responsibilities in carrying out the program, particularly with regard to post-award oversight. States have struggled to fulfill their administrative obligations without a clear fund source to support this role. In the Joint Explanatory Statement accompanying the FY 2021 Consolidated Appropriations Act, Congress directed the NPS to detail recommendations developed by a working group of interested stakeholders to assist States in addressing their obligations and compliance responsibilities. One recommendation made by this working group was to include language in the budget request to establish the authority to direct funds to the States for program administration on an annual basis.

Language has been proposed as a General Provision and would authorize the NPS to retain up to seven percent of the Formula State Conservation Grants assistance program amount to disperse to States, the District of Columbia, and insular territories, as 50:50 matching grants to support State program administrative costs. In doing so, States would provide a plan to NPS for approval, identifying their need

for and intended use of the funds covering costs such as personnel, travel, training, and supplies. Grants would be capped at a maximum amount per State depending upon the size of the State's apportionment. Any funds not requested for administration grants would be returned to the program to be distributed through the apportionment.

### **Competitive State Conservation Grants (Outdoor Recreation Legacy Program)**

The competitive Outdoor Recreation Legacy Partnership (OLRP) program complements the traditional formula State Conservation Grants program and aligns with one of the President's top priorities –serving underserved communities. Specifically, the OLRP program helps urban communities acquire or develop land to create or reinvigorate public parks and other outdoor recreation spaces in ways that will provide opportunities for people, especially youth, to connect or re-connect with the outdoors. Priority is given to projects that engage and empower underserved communities and youth; provide opportunities for employment or job training; involve and expand public-private partnerships, particularly to provide for the leveraging of resources; and rely on a high degree of coordination among all levels of government, to expand and improve recreation opportunities for all.

Like traditional State conservation grants, the LWCF OLRP is subject to the general authorities of the LWCF Act and program requirements, including the purpose of the grants, types of grants, consistency with SCORP, 50 percent match requirement, and protection of assisted areas as required by the Act (54 U.S.C. 200305(f)(3)). The program is administered in conjunction with the NPS's State partners. The States are responsible for soliciting, reviewing and submitting proposals for the national competition to the NPS. An evaluation panel scores and ranks proposals, and successful applicants will submit final proposals through their regular State processes. Grant administration and project monitoring is done jointly between the States and NPS.

### **State Conservation Grants Administration**

This subactivity provides for the administration of the NPS program responsibilities to provide grants to States and through States to local governments, as well as ensuring that areas that have received assistance are open and available for public outdoor recreation use in perpetuity as required by the LWCF Act. Further tasks include the provision of technical assistance to States in developing and updating of State-wide outdoor recreation plans.

With the increase in funding to State Conservation Grants through GAOA and GOMESA, the number of applications from States has approximately doubled in the last five years, from 350 to 700. The NPS needs to increase the staff-to-State ratio to be able to provide a comparable level of support in light of the increased applications. To address this, NPS intends to add some specialized grant administration positions, to be able to increase the level of technical assistance to States, including planners who can support the States in their SCORP development, and staff with expertise in Federal laws such as the NEPA and NHPA.

**Activity: American Battlefield Protection Program****Mission Overview**

The American Battlefield Protection Program (ABPP) promotes the preservation of significant historic battlefields associated with wars on American soil. The goals of the program are 1) to protect battlefields and sites associated with armed conflicts that influenced the course of our history, 2) to encourage and assist all Americans in planning for the preservation, management, and interpretation of these sites, and 3) to raise awareness of the importance of preserving battlefields and related sites for future generations. The ABPP focuses primarily on land use, cultural resource and site management planning, and public education. The Further Consolidated Appropriations Act, 2020 (P.L. 116-94) extended the authority for the ABPP grant programs through fiscal year 2028.

**Subactivity Overview****American Battlefield Protection Program (ABPP) Battlefield Acquisition Grants**

These grants support State and local governments and their non-profit partners in the acquisition of fee-simple or less-than-fee (easement) interests in eligible battlefield lands and associated sites. This program, originally known as the Civil War Battlefield Grants program, was renamed by the Omnibus Public Lands Management Act of 2009 (P.L. 111-11). Under this authorization, grants were only awarded for acquisition of interests in sites identified in the Civil War Sites Advisory Commission's 1993 *Report on the Nation's Civil War Battlefields*. The National Defense Authorization Act for Fiscal Year 2015 broadened the scope of the program so that grants can now be awarded for acquisition of interests in principal sites related to the Revolutionary War and the War of 1812 identified in the NPS's *Report to Congress on the Historic Preservation of Revolutionary War and War of 1812 Sites in the United States*. In FY 2020, the program awarded 30 grants totaling more than \$10 million to assist State and local governments and non-profit organizations to acquire acreage at 25 battlefields. These are not part of the National Park System.

**ABPP Modernization Grants**

This subactivity supports project grants that contribute to historic preservation and interpretation, community engagement, museums, and digital or physical public access to historic sites. Grant funds are awarded on a competitive basis for projects that deploy technology to modernize and enhance battlefield interpretation and education at Revolutionary War, War of 1812, and Civil War battlefield sites eligible for assistance under the battlefield acquisition grant program established under 54 U.S.C. 308103(b). Grants require a non-Federal cost share of at least 50 percent. State, local, and Tribal governments and non-profit organizations are eligible to apply. This grant program was established in December of 2019 via The Further Consolidated Appropriations Act, 2020 (P.L. 116-94).

**ABPP Battlefield Restoration Grants**

This subactivity funds grants to States, Tribes, local governments, and non-profit organizations for projects that restore day-of-battle conditions. Grants may be made for restoration on battlefields from The Revolutionary War, War of 1812, and Civil War battlefield lands which are all eligible for assistance under the battlefield acquisition grant program established under 54 U.S.C. 308103(b). Grants require a non-Federal cost share of at least 50 percent. This grant program was established in December of 2019 via The Further Consolidated Appropriations Act, 2020 (P.L. 116-94).

**ABPP Grants Administration**

This subactivity provides for the administration of all Battlefield Preservation Planning Grants programs, including the Acquisition, Modernization, and Restoration grants that are awarded annually to States, Tribes, local governments, and non-profit organizations. Administrators ensure the grant programs are carried out in accordance with all relevant law, regulation, and policy.

## Appropriation: Land Acquisition and State Assistance - GOMESA

Land Acquisition and State Assistance Mandatory Appropriation (\$000)	2021 Actual	2022 Estimate	2023 Estimate	Change from 2022 Estimate
State Conservation Grants (GOMESA)	82,354	83,598	117,539	+33,941
Administrative Support (GOMESA)	500	500	500	0
<b>Total Requirements</b>	<b>82,854</b>	<b>84,098</b>	<b>118,039</b>	<b>+33,941</b>
<i>Total FTE Requirements</i>	<i>0</i>	<i>0</i>	<i>5</i>	<i>+5</i>

### Appropriation Overview

#### Gulf of Mexico Energy Security Act (GOMESA)

The Gulf of Mexico Energy Security Act (GOMESA, P.L. 109-432) established a mandatory stream of funding derived from revenues generated by Outer Continental Shelf (OCS) oil and gas leasing in the Gulf of Mexico. Under this Act, for each of fiscal years 2016 through 2055, 12.5 percent of certain OCS revenues, up to \$162.5 million in 2021 and up to \$125.0 million annually afterward through 2055, are directed to the Land and Water Conservation Fund, which is distributed to States for public outdoor recreation purposes through the State Conservation Grants program.

### Program Overview

#### State Conservation Grants

The State Conservation Grants program provides matching grants to States and through States to local units of government for the acquisition and development of public outdoor recreation areas and facilities that provide public access to lands, waters, and other recreation resources. Providing mandatory funding allows the States to better plan their efforts from year to year. Since 2009, \$343.8 million from GOMESA has been directed to State Conservation Grants. States and localities have matched this amount at least dollar-for-dollar, doubling the Federal investment.

#### Administrative Support

The Consolidated Appropriations Act of 2021 (P.L. 116-260) authorized the NPS to retain and use up to three percent of the permanent funds for administration of State grants. This administrative provision has been included since FY 2009 and is proposed to be continued in FY 2023.

### FY 2023 Program Performance

The NPS will use this funding, in partnership with States, Territories and local units of government, to enhance and expand recreation opportunities through acquisition, development, or rehabilitation in approximately 500 park areas. Through State Conservation Grants, the program protects new park area land in perpetuity as required by the Act (54 U.S.C. 200305(f)(3)).

THIS PAGE INTENTIONALLY LEFT BLANK





**Allocation: National Parks and Public Land Legacy Restoration Fund  
(GAOA)****Appropriation Overview****Great American Outdoors Act**

The Great American Outdoors Act (GAOA) is historic legislation that combines a financial commitment to conservation and recreation for future generations with a significant investment in the facilities needed to carry out Interior's important mission, including the care and maintenance of America's national treasures. This investment provides an unprecedented opportunity to reduce the Department of the Interior's deferred maintenance backlog and restore deteriorating assets. To do so effectively requires investment prioritization and a sound program execution and management strategy.

**National Parks and Public Land Legacy Restoration Fund**

The Department of the Interior is responsible for administering and implementing GAOA's National Parks and Public Land Legacy Restoration Fund (LRF) program, which is shared with the U.S. Forest Service. For fiscal years 2021 through 2025, Congress authorized up to \$1.9 billion annually to be deposited in the LRF Fund for priority projects that reduce deferred maintenance. The annual deposit is equal to 50 percent of energy development revenues from oil, gas, coal, alternative, or renewable energy on Federal land and water credited, covered, or deposited into the Treasury as miscellaneous receipts under Federal law in the preceding fiscal year. Of the annual funding, 70 percent is allocated to the National Park Service, 5 percent is allocated to the U.S. Fish and Wildlife Service, 5 percent is allocated to the Bureau of Land Management, 5 percent is allocated to the Bureau of Indian Education, and the remaining 15 percent is allocated to the U.S. Forest Service within the Department of Agriculture.

**Fund Source:** National Parks and Public Land Legacy Restoration Fund

**Program Component:** Projects

**FY 2023 Program Activities**

---

In FY 2023, the NPS has identified 27 projects, which will address more than \$1.19 billion in deferred maintenance. This funding will improve the condition of roads, buildings, utility systems, and other assets in 34 park units located in more than 24 States, territories, and the District of Columbia. These projects will address critical life, health, and safety issues, as well as related code compliance and accessibility deficiencies. Funding will also be used to remove dilapidated and unneeded structures that detract from the visitor experience and attract vandalism.

**Program Overview**

---

The resources made available to the LRF will support and advance several Administration priorities. The work funded by the program—as well as the facilities rehabilitated—promotes economic revitalization and job creation. With these resources, the NPS has a tremendous opportunity to accomplish much needed asset repairs and reconditioning, conserving its resources or protecting them from emerging threats. Improved facilities will be more resilient to climate change and operate more efficiently and cleanly.

All bureaus in the Department of the Interior (DOI) used similar criteria when selecting projects. Those criteria include addressing a significant amount of deferred maintenance, maximizing return on investment, and safeguarding those we serve—our partners, volunteers, and workforce. Projects that meet those criteria ensure funds are used to rehabilitate assets to support conservation and recreational opportunities for years to come.

Within the NPS, projects are evaluated and prioritized by the NPS Bureau Investment Review Board (BIRB or Board), a committee of the National Leadership Council (NLC) comprised of senior managers, which provides a Service-wide policy perspective for and oversight of NPS construction programs and the formulation of individual projects. The Board is authorized by the NPS Director to serve as the executive body that sets direction for the NPS facility investment portfolio. LRF projects address significant deferred maintenance by targeting the NPS's priority assets. Projects were further weighed based on the business case for the investment, and the timeliness of obligation.

Deferred maintenance needs are not spread evenly across the park units, and the NPS generally considered only large-scale projects for LRF funding that will be ready to obligate in FY 2023, as these projects have been historically out of reach with discretionary appropriations—relying on its discretionary construction and major maintenance programs (such as repair/rehabilitation) to address smaller-scale projects. To further narrow the list, the BIRB carefully considered the business case for each investment, requiring that restored facilities and infrastructure can be maintained in acceptable condition throughout their respective lifecycles. As with all NPS investments, priority was given to projects that protect the safety of NPS visitors, partners, employees, and the natural and cultural resources the bureau safeguards. The work accomplished by these projects will sustain or improve not only the NPS's conservation activities, but also recreational opportunities for its visitors.

Potential projects were evaluated and prioritized based on the following criteria:

Critical assets at risk of failure

Critical life, health, safety, or environmental impacts

Percentage of net construction that would address deferred maintenance

Accessibility

Demolition or disposal of facilities

**Fund Source:** National Parks and Public Land Legacy Restoration Fund

**Project Component:** Project Planning and Compliance

**FY 2023 Program Activities**

---

At the proposed FY 2023 funding level, planning and compliance funding will:

- Support the Pre-designs, Final Designs, and Supplemental Services for successful execution of LRF projects.
- Support project planning and project development for large-scale or complex construction projects that will be submitted for LRF funding in future years.
- Provide funding for project compliance activities.

**Program Overview**

---

Funding will address the preconstruction planning and compliance required for current and future LRF projects. This approach mirrors the structure of the NPS's discretionary Construction Appropriation, which relies on a Construction Planning lump-sum account to support preconstruction activities. These activities include:

Planning: This activity supplies critical budgetary resources needed to develop construction plans and specifications essential for acceptable completion of major maintenance, repair, and replacement construction projects for the LRF. In addition to final design documents, this funding typically supports pre-design project programming and budgeting, schematic alternatives, and concept drawings.

Compliance: This activity also provides funding for compliance needs related to addressing impacts to natural and cultural resources. Regulatory requirements that frame compliance activities include the National Environmental Policy Act (NEPA), Section 106 of the National Historic Preservation Act, executive orders, and State requirements. Examples of compliance support include archeological surveys, hazardous material surveys, preparation of historic structure documentation, coordination with State/Tribal Historic Preservation Offices, and environmental assessments.

Planning and compliance funding is a necessary component of any construction program, and includes project pre-planning, development, and scope and cost validation. This activity enhances the NPS's ability to conduct legally defensible, scientifically based analyses that facilitate sound decision-making. It also provides support for compliance needs associated with major construction projects.

**Fund Source:** National Parks and Public Land Legacy Restoration Fund

**Project Component:** Project Management

**FY 2023 Program Activities**

---

At the proposed FY 2023 funding level, project management funding will:

- Provide project management expertise and capacity to support LRF projects.
- Support and oversee project coordination, design, and contracting/acquisition.
- Justify, document, and support expenses directly attributed to LRF funded projects.
- Support small business goals and socioeconomic programs for the NPS and DOI.
- Track and monitor risks; implement internal controls.

**Program Overview**

---

Funding will provide professional project management and contracting services of current and future projects throughout the construction cycle. This approach mirrors the structure of the NPS's discretionary Construction Appropriation, which relies on the Denver Service Center (DSC) to support project management activities. DSC will support many LRF projects, but portions of this funding will also be provided to parks and regions that will manage projects.

The funding supports quality assurance including project compliance, quality, specialized technical expertise, and risk assessment and management. Project Management encompasses tasks completed over the life of project such as assembling a project team with the expertise necessary to execute the project, establishing the technical objectives, planning the project, and managing changes to the scope and controlling the undertaking so that it is completed on schedule and within budget. Staff funded through this activity provide cost-efficient project management services and rely on the contracted support of design and construction firms nationwide to ensure best value and quality for park projects and services. Project Management activities include coordinating major construction and planning activities, providing for design, compliance, and construction management services, and providing contracting support.

**Fund Source:** National Parks and Public Land Legacy Restoration Fund

**Project Component:** Program Administration

**FY 2023 Program Activities**

---

At the proposed FY 2023 funding level, program administration staff will:

- Evaluate project proposals to ensure that the highest priority, mission critical projects are reflected in the LRF plan.
- Support the Bureau Investment Review Board to ensure projects are of high quality, incorporate sustainable practices, are appropriate to their settings, and demonstrate defensible cost-conscious decisions focused on cost reduction.
- Coordinate with the Department's GAOA Program Management Office.
- Formulate and monitor current and future LRF projects.
- Implement procedures and tools to ensure accurate data, timely reporting, and status briefs.
- Track and monitor risks; implement internal controls.

**Program Overview**

---

LRF program administration staff support and oversee planning and execution of the LRF, including efforts to advance or complete current and future projects. These activities are indirect costs and are not directly applied to individual projects. An estimated three percent of the NPS allocation of LRF funds received in FY 2021 through FY 2025 will be used to fund program administration through the life of the LRF program, including project close-out beyond FY 2025. Some NPS funding will be transferred to the Department of the Interior for the purposes of coordinating program administration across the bureaus.

NPS program managers will use industry best practices to initiate, plan, execute, monitor and control, and close out projects. Existing NPS procedures and tools will be adapted and improved to ensure projects stay within scope, budget, and schedule. Activities in this area are related to contracting, budget, finance, external affairs, office support, field office support, human capital, engineering, and project management whose focus is not directed towards a specific project. A series of internal control measures will be applied to ensure all program administration expenses charged to LRF are appropriate.

**Fund Source:** National Parks and Public Land Legacy Restoration Fund

**Project Component:** Contingency Fund

**FY 2023 Program Activities**

---

At the proposed FY 2023 funding level, project contingency will:

- Provide contingency funds to past, present, and future LRF projects to address cost increases, unforeseen site conditions, and adapt project methods and schedules during unexpected environmental events.
- Support successful completion of major LRF projects that encounter challenges, ensuring projects are not delayed or left unfinished while other funding is identified.
- Reinforce the NPS's ability to complete projects on time, minimizing closures of the buildings, amenities, and roads improved by the projects, and ensuring they are reopened for visitor enjoyment or park operations in a timely fashion.

**Program Overview**

---

Project contingency funding will be used to provide additional funds, as needed, for Legacy Restoration Fund construction projects. Due to the nature of the construction process, projects must be prepared to address multiple risks that frequently increase costs. These include unforeseen/unanticipated site conditions that require adjustments to construction methods and timelines, unpredictable fluctuations in prices for supplies and materials, and adjustments to project scheduling when contending with unexpected environmental events. This funding will be used to ensure the bureau is able to address fluctuations in construction costs to accomplish the scope described in the project data sheets for individual projects. The NPS will not use this funding to add enhancements.

Typical NPS projects, including major projects within the LRF, include a certain percentage of contingency funding built into their individual requests; however, the scope and scale of LRF projects combined with the volatility of the construction market requires the NPS to also hold additional funds in reserve. The Contingency Fund is held in reserve and not allocated to specific projects until it is needed. The amount requested in this project data sheet represents approximately 10 percent of the net construction estimates for FY 2023 projects, but this funding will be made available for past, current, and future LRF projects needing contingency funds to complete construction.

---


**FY 2021 Completed Project Examples**

---

***Project: Critical Repair and Replacement of 70KV Transmission Line From Parkline to Hwy 140 Powerhouse***

***Location: Yosemite National Park, California***

---



Left: A section of the Yosemite National Park transmission line nestled within steep terrain near the Merced River. Right: Helicopter transporting a piece of a transmission tower, with El Capitan and Half Dome in the background.

Yosemite National Park recently completed an \$8.9 million project to upgrade the high-voltage transmission line that powers the entire Yosemite Valley. The project repaired and replaced the existing 90-year-old line. Work started in August 2021 and upgraded transmission lines throughout Yosemite Valley, substantially improving commercial power reliability, increasing safety, and minimizing wildfire risks.

---

***Project: Complete Jefferson Memorial Exterior Marble Restoration***

***Location: National Mall and Memorial Parks, Washington, DC***

---



Image of the Jefferson Memorial. Before the project was completed, a biofilm discoloration made the exterior marble dingy and dulled.

This project involved restoration of the Jefferson Memorial exterior. Work included cleansing of exterior surfaces to remove accumulated biofilm from the stylobate steps, front entry steps and the upper terrace wall. Work also required that select masonry repairs be made to damaged and weathered stone, including crack repairs, spall repairs, patching, repointing of mortar joints, and replacement of sealant joints. A separate Line Item Construction project cleaned other prominent portions of the memorial's exterior, including the roof of the dome.

---



---

**FY 2022 Planned Project Examples**


---

*Project: Project Title: Stabilize Alcatraz Wharf*  
*Location: Golden Gate National Recreation Area, California*

---




View of the wharf from San Francisco Bay.

Originally constructed in 1939, today, many structural elements of the wharf at Alcatraz Island are in fair or poor condition with varying degrees of damage. This investment will make critical repairs and seismically strengthen the wharf, making it safer for visitors and employees.

---

*Project: Rehabilitate Cave Trails: New Entrance to Frozen Niagara*  
*Location: Mammoth Cave National Park, Kentucky*

---



Left: Deteriorating, uneven trail surfaces on sloped walkways are a major safety concern. Right: Visitors participate in interpretive programming inside the cave. Benches are set on the uneven cave floor to the side of the pathway.

The trail assets along the cave trail route between the New Entrance and the Frozen Niagara Entrance are deteriorating due to heavy visitor use. Conditions are challenging for workers, and it is difficult to bring in materials for spot repairs. In addition, the lack of rails and other restraints allows park visitors to stray off the toured routes, causing damage to both cultural and natural resources. This project will replace and upgrade deteriorated cave trail assets along Frozen Niagara Route, New Entrance Route, and Drapery Room, alleviating most of the existing issues. The work protects sensitive resources, and helps ensure the route provides a safe and high-quality visitor experience for decades to come.

---

---

**FY 2023 Proposed Project Examples**


---

***Project: Rehabilitate Historic Bathhouses***  
***Location: Hot Springs National Park, Arkansas***



Left: Advanced deterioration in the Libbey Bathhouse. Right: Deterioration in the Maurice Bathhouse lobby.

This project involves strategic rehabilitation of the historic Maurice, Libbey, and Buckstaff Bathhouses to provide opportunities for their adaptive reuse. Numerous critical building systems and features need to be restored, rehabilitated, or replaced after years of decay, particularly in the two facilities that have been vacant for many years (Maurice and Libbey). The goal is to present prospective lessees with safe, appealing facilities while helping to preserve and protect these assets for compatible reuse, including private sector business opportunities that would generate revenue while allowing for public use and enjoyment.

---

***Project: Rehabilitate the Interior and Exterior of First Bank***  
***Location: Independence National Historical Park, Pennsylvania***



Left: Street view of First Bank of the United States. Right: Outdated and failed building systems decaying in place.

This project will restore the First Bank of United States, allowing the building to reopen to public visitation. Exterior work includes replacement of metal roofing, flashings, hatches, and louvers. Exterior marble and brick masonry will be stabilized, cleaned, and repaired. The philanthropic partner of Independence National Historical Park, the Independence Historical Trust, is supporting the project's design and construction documents, at an estimated value of \$3 million.

---

***Project: Rehabilitate Civil Rights Related Structures Including the Greyhound Bus Depot, Mural Building, and Interior of A. G. Gaston Motel***

***Location: Freedom Riders National Monument and Birmingham Civil Rights National Monument, Alabama***

---



Greyhound Bus Depot, south canopy roof soffit showing deterioration.

This project will rehabilitate the Greyhound Bus Depot and Mural Building in Anniston, Alabama. These structures are an integral component of Freedom Riders National Monument. Rehabilitation work at the Bus Depot will include abatement of hazardous materials, demolition of non-historic elements, replacement of the roof, repair of historic features, and upgrades to the building's mechanical, electrical, HVAC, and plumbing systems. New fire detection, suppression, alarm, and security systems will also be provided. This project will also rehabilitate the original 1954 wing of the A.G. Gaston Motel, one of the center points of the Civil Rights Movement, where Martin Luther King Jr and others planned non-violent protests of the mid-1960's. Work includes restoring a portion of the original wing to its 1963 period of significance. Areas that will receive treatment include the hotel lobby, a suite above the lobby, and one typical guest room.

---

### National Park Service GAOA Legacy Restoration Fund Projects

Consistent with Congressional direction, the NPS submits the following Legacy Restoration Fund projects as part of the FY 2023 budget process. Detailed project data sheets are also submitted for each identified project. The project lists below have been thoroughly considered and vetted and are considered ready for implementation in FY 2023. The Department will keep Congress informed should the circumstances of a specific project change during the course of the FY 2023 budget process.

The FY 2023 project list below assumes the full \$1.9 billion allowable for deposit into the Legacy Restoration Fund is realized. Because determination of the deposit relies on the amount of qualifying energy revenue collected in the prior year, the actual amount available for FY 2023 projects will not be finalized until the start of FY 2023. Projects listed below are ranked and prioritized. The NPS will select and implement projects based on the prioritized list below until the LRF allocation is exhausted net of the mandatory funding sequester (5.7% of funding) and previously unavailable (sequestration “pop up”). Projects not funded with the FY 2023 allocation may be considered for FY 2024 implementation.

Included with the list of FY 2023 projects is a list of project additions to and removals from the FY 2021 project list. This list includes projects proposed to be funded with unallocated or reallocated FY 2021 LRF project funding. Reallocated funding may be available because the originally identified project is no longer viable due to unanticipated circumstances.

**FY 2023 National Park Service Allocation Summary Table**

*(Dollars in Thousands)*

<b>Budget Authority/Activity</b>	<b>Amount</b>
FY 2023 Allocation (estimate)	1,330,000
FY 2023 Sequestration (estimate)	-75,810
FY 2023 Previously Unavailable (from FY 2022)	+75,810
FY 2023 Proposed Projects	-1,330,000
<b>Total Available/Unallocated (estimate)</b>	<b>0</b>

## FY 2023 National Park Service GAOA LRF Project List

*(Dollars in Thousands)*

Unique ID	Priority	Station or Unit Name	Project/Activity Title	State	Cong. District	Funding Estimate	Estimated DM Addressed*
N076	1	Everglades National Park	Rehabilitate Parkwide Water and Wastewater Systems	FL	FL26	36,916	41,913
N083	2	Petrified Forest National Park	Rehabilitate Painted Desert Community Complex	AZ	AZ01	33,327	34,870
N064	3	Natchez Trace Parkway	Rehabilitate Sections of the Natchez Trace Parkway - Phase II	MS	MS01, MS02	46,212	127,493
N099	4	Preservation Maintenance Action Teams at Multiple Parks	Maintenance Action Team	Multi.	Multi.	20,000	16,000
N100	5	National Mall & Memorial Parks	Rehabilitate Seawalls and Shoreline Landscape at the Tidal Basin and West Potomac Park	DC	DCAL	124,292	148,491
N101	6	San Francisco Maritime National Historical Park	Rehabilitate Hyde Street Pier and the National Historic Landmark Eureka Ferryboat	CA	CA12	102,282	84,830
N102	7	Haleakala National Park, Hawaii Volcanoes National Park, Kalaupapa National Historical Park	Rehabilitate Perimeter Fences to Protect Park Resources	HI	HI02	30,539	36,233
N104	8	Glen Canyon National Recreation Area	Rehabilitate Critical Utility Systems	AZ, UT	AZ01, UT02	72,489	82,279
N106	9	Fort Sumter and Fort Moultrie National Historical Park	Repair or Replace Docks at Ft Moultrie and Liberty Square	SC	SC01	17,868	20,291
N107	10	Independence National Historical Park	Rehabilitate the Interior and Exterior of First Bank	PA	PA03	30,163	32,559
N110	11	Golden Gate National Recreation Area	Stabilize and Rehabilitate Alcatraz Island Historic Structures	CA	CA12	63,584	63,460
N112	12	Yellowstone National Park	Rehabilitate Old Faithful Wastewater Collection & Treatment System	WY	WYAL	33,630	30,285

Unique ID	Priority	Station or Unit Name	Project/Activity Title	State	Cong. District	Funding Estimate	Estimated DM Addressed*
N109	13	Grand Canyon National Park	Rehabilitate the North Rim and Roaring Springs Utility Systems - Phase I	AZ	AZ01	61,140	140,530
N111	14	Gateway National Recreation Area	Rehabilitate Deteriorated and Failing Mission-Critical Utility System Infrastructure - Phase I	NY	NY11	34,150	45,129
N118	15	Great Basin National Park	Rehabilitate Deteriorated Wastewater Collection and Water Distribution Systems	NV	NV04	4,504	5,344
N119	16	Virgin Islands National Park	Replace Cinnamon Bay Waste Water Treatment Plant and Trunk Bay Reverse Osmosis Plant	VI	VIAL	4,778	6,321
N115	17	Hot Springs National Park	Rehabilitate Historic Bathhouses	AR	AR04	16,729	19,320
N114	18	Indiana Dunes National Park	Rehabilitate Historic Structures	IN	IN01	14,812	13,912
N116	19	Freedom Riders National Monument, Birmingham Civil Rights National Monument	Rehabilitate Civil Rights Related Structures Including the Greyhound Bus Depot, Mural Building, and Interior of A. G. Gaston Motel	AL	AL03, AL07	7,451	8,370
N108	20	Clara Barton National Historic Site	Rehabilitate the Clara Barton National Historic Site	MD	MD08	14,982	15,839
N117	21	Craters Of The Moon National Monument & Preserve, Hagerman Fossil Beds National Monument, Minidoka National Historic Site	Rehabilitate Operational Buildings at Idaho Parks	ID	ID02	9,932	7,680
N113	22	Boston National Historical Park	Rehabilitate Building 107 and Demolish Hoosac Stores Warehouse Building - Phase I	MA	MA07	36,628	149,727
N123	23	Delaware Water Gap National Recreation Area	Rehabilitate and Repair Critical Sections of Old Mine Road	NJ	NJ05	16,869	20,014

Unique ID	Priority	Station or Unit Name	Project/Activity Title	State	Cong. District	Funding Estimate	Estimated DM Addressed*
N120	24	Chickamauga & Chattanooga National Military Park	Repair, Rehabilitation, and Reconstruction of Roads and Parking	GA	GA14	5,666	6,722
N121	25	Pictured Rocks National Lakeshore, Sleeping Bear Dunes National Lakeshore	Complete Pavement Rehabilitation on High-Priority NPS Roads in Michigan	MI	MI01, MI04	6,625	7,860
N122	26	George Washington Carver National Monument, Ozark National Scenic Riverways, Wilson's Creek National Battlefield	Complete Pavement Rehabilitation on High-Priority NPS Roads in Missouri	MO	MO07, MO08	15,156	17,982
N124	27	New River Gorge National Park and Preserve	Remove Excess Structures and Abandoned Buildings Parkwide and Address Utility Needs – Phase I	WV	WV03	1,237	4,270
			FY24+ Project Planning & Compliance			314,823	
			Program Administration (Indirect Costs)			39,900	
			Project Management			46,816	
			Contingency Fund			66,500	
<b>Total</b>						<b>1,330,000**</b>	<b>1,187,724</b>

Note: See project data sheets for detailed project descriptions.

\*Estimated deferred maintenance numbers reflect the work orders to be closed upon completion of the project not within the funding year.

\*\*Total amount is net of FY 2023 sequestration and previously unavailable (sequestration “pop-up”).

**NATIONAL PARK SERVICE  
Project Data Sheet**

Total Project Score/Ranking: 66.30  
 Planned Funding FY 2023: \$36,916,000  
 Funding Source: Legacy Restoration Fund

**Project Identification**

Project Title: Rehabilitate Parkwide Water and Wastewater Systems  
 Project Number: GAOA ID #N076; NPS PMIS #290451  
 Unit/Facility Name: Everglades National Park  
 Region/Area/District: South Atlantic - Gulf  
 Congressional District: FL26  
 State: FL

**Project Justification**

DOI Asset Code	FRPP Unique Id#	API:	FCI-Before:
0	255445	100	0.00
0	255444	100	0.00
35500400	67252	100	0.64
35500400	83365	30	0.03
35500500	67255	65	0.46
40710300	77921	65	0.31
40710400	79281	40	1.00
40710700	81110	88	0.28
40710800	81063	88	0.25
40710900	87114	63	0.84
40710900	100348	80	0.89
40710900	100629	71	0.77
40710900	100370	88	0.89

**Project Description:**

This project will replace the potable water distribution and wastewater collection systems in the Flamingo District; the Pine Island District; the Shark Valley District; the Loop Road District including the Tamiami Ranger Station; and the Trail Center housing area. Work includes rehabilitating the reverse osmosis potable water treatment plant in Flamingo and replacing the wastewater treatment plants in the Flamingo and Pine Island districts—including new, hurricane rated, climate-controlled structures to ensure they are protected from storms. Other work includes replacing potable water distribution lines and wastewater collection lines with new piping, repairing and replacing potable water well houses storage tanks, sewage lift stations, septic tanks, wet wells, manholes, water/sewer meters, pumps, and associated systems. Assets upgraded through this project are necessary for the distribution of potable water, as well as the collection and treatment of wastewater in Everglades National Park.

This project was originally proposed for FY 2022, but was deferred to the FY 2023 program due to design complexity.

**Scope of Benefits (SB):**

Everglades National Park hosts one million visitors annually. Safe drinking water and wastewater treatment is one of the most basic provisions supporting visitor services and employee efforts. These systems also support employees at their workplaces and staff housing. This project will mitigate health and safety hazards from wastewater systems and piping networks that are well beyond their lifecycle, bringing systems up to current code requirements.

The potable water systems are also needed for fire suppression systems and fire hydrants, including protection of historic structures. Any disruption in the availability of the water supply or wastewater service also directly affects



park campgrounds and concession-operated lodging, impacting up to 39,000 visitors who stay overnight in the park during the high visitation season.

Replacement of this infrastructure will include hurricane rated buildings and equipment, elevated above storm surge levels of 15 feet, ensuring the systems are more resilient to severe weather events.

**Investment Strategy (IS):**

This project addresses deficiencies in the water and wastewater infrastructure that supports visitors, recreational services, and the protection of primary park resources. Various components of these utility systems have reached the end of their lifecycle, resulting in increasingly frequent and expensive corrective maintenance, complicated by the fact that replacement parts are becoming difficult to find. Following project completion, the park will be able to divert resources currently used for corrective maintenance to other priorities, including preventative maintenance work to keep the new systems in good condition. Investments in the annual cost of operation and maintenance will continue to be required throughout this facility's lifecycle. This project directly supports the park's concessions program, from which the park receives substantial franchise fees.

After project completion, the facilities and systems addressed by this project should not require major rehabilitation or replacement for the next 30-50 years.

**Consequences of Failure to Act (CFA):**

Failure to complete this project would have direct impacts to both public/employee health & safety and natural/cultural resources. Due to their deteriorated state, current wastewater systems and piping are at risk of periodic failure, often leading to sewage spills. Uncorrected, wastewater collection systems will be at high risk of failure, while lift stations and vaults will continue to deteriorate. If left unchecked, these systems will eventually have to be taken out of service and closed to both public and staff. Existing treatment plants and lift stations will continue to be inoperable during increasingly frequent tropical storms and associated storm surges. Natural resources will be damaged due to erosion and contamination from leaking water and wastewater systems. In some instances, the park will lose the ability to support fire suppression, potentially resulting in extensive damage to the park's cultural resources and essential non-historic facilities.

**Ranking Categories:**

Category	Percent	Score
FCI Rating:	n/a	0.39
API Rating:	n/a	75.23
API/FCI Score:	(40%)	39.36
SB Score:	(20%)	2.81
IS Score:	(20%)	16.05
CFA Score:	(20%)	8.08
<b>Total Score:</b>	<b>(100%)</b>	<b>66.30</b>

Combined ranking factors = (0.40 x API/FCI score) + (0.20 x SB score) + (0.20 x IS score) + (0.20 x CFA score)

**Capital Asset Planning**

Capital Plan Business Case Required: Yes

VE Study: Scheduled 05/2022 Completed N/A

**Project Costs and Status**

**Project Cost Estimate (this PDS):**

Activity	Dollars in thousands	Percent
Maintenance/Repair Work:	\$ 35,022	95
Capital Improvement Work:	\$ 1,894	5
Total:	\$ 36,916	100

**Project Funding History (entire project):**

<b>History</b>	<b>Dollars in thousands</b>	
Funded to Date:	\$	6,883
FY 2023 Legacy Restoration Fund Funding (this PDS):	\$	36,916
Future Funding to Complete Project:	\$	0
Total:	\$	43,799

**Class of Estimate: C**

Estimate Escalated to FY 2023/Q1

**Planning and Design Funds (dollars in thousands):**

LRF Planning Funds Received:	\$	3,754
LRF Design Funds Received:	\$	3,129
Planning Funds Received from Other Funding Sources:	\$	0
Design Funds Received from Other Funding Sources:	\$	0

**Major Milestones**

Construction Award/Start

- Scheduled: FY 2023/Q2
- Actual: N/A

Project Complete

- Scheduled: FY 2026/Q3
- Actual: N/A

**Project Data Sheet**

Prepared/Last Updated: 03/2022

DOI Approved: YES

**Annual Operations & Maintenance Costs \$**

Current: \$707,864

Projected: \$704,635

Net Change: -\$3,229

**NATIONAL PARK SERVICE  
Project Data Sheet**

Total Project Score/Ranking: 72.80  
 Planned Funding FY 2023: \$33,327,000  
 Funding Source: Legacy Restoration Fund

**Project Identification**

Project Title: Rehabilitate Painted Desert Community Complex  
 Project Number: GAOA ID #N083, NPS PMIS #267538  
 Unit/Facility Name: Petrified Forest National Park  
 Region/Area/District: Lower Colorado Basin  
 Congressional District: AZ01  
 State: AZ

**Project Justification**

DOI Asset Code	FRPP Unique Id#	API:	FCI-Before:
35100000	69124	100	0.81
35100000	69434	100	0.61
35291000	84796	100	0.70
35291500	69431	92	0.33
35300300	69454	83	0.96
35300300	69534	83	1.00
35300300	69451	83	1.00
35300300	69531	83	1.00
35410500	69430	92	0.89
35600100	69425	92	0.60
35800400	69444	92	0.95
40750300	232462	100	1.00
40750300	111069	100	1.00

**Project Description:**

This project will rehabilitate buildings within the Painted Desert Community Complex National Historic Landmark to correct maintenance/repair work and address ongoing structural deficiencies, code and accessibility violations, and restore select previously modified historic features. Building and site wall foundations will be stabilized to address long term on-going movement. Select building envelopes will be repaired and some areas will be restored to match the original historic design and construction. Select interior spaces will be renovated to meet current needs of the complex and restoration of specific historic design elements will be prioritized. Critical building and utility systems will be replaced, including upgrading electrical and mechanical systems to meet current demands or replacing systems that have exceeded their lifecycle. The public restrooms will be updated to improve visitor experience, promote water conservation, and facilitate cleaning. The project also includes installation of additional photo-voltaic panels to harness renewable energy and promote facility sustainability.

This project was originally proposed for FY 2022, but was deferred to the FY 2023 program due to design complexity.

**Scope of Benefits (SB):**

This project will address life safety, health, and code violations making the Park's developed areas safer for employees and visitors. The facility will be upgraded to meet Architectural Barriers Act Accessibility Standards (ABAAS) and be compliant with fire egress code requirements. Foundation improvements will arrest significant ongoing deterioration of the historic structures.

**Investment Strategy (IS):**

Resolving key structural, building envelope, interior, and related critical system issues in this rehabilitation, if left unchecked will result in loss of significant operational capacity and historic fabric. The Painted Desert Community Complex is the park's primary visitation and administrative hub for this iconic national park unit, as well as a National Historic Landmark that serves as a significant example of Mission 66 architecture. Petrified Forest serves over 640,000 visitors annually, ranking it in the top 30 percent of national park units. Improving these facilities to address significant code compliance and maintenance deficiencies will allow the park to better serve visitors and employees. A photovoltaic power system will be included, reducing the cost to operate the facilities long term.

**Consequences of Failure to Act (CFA):**

The park will be unable to provide for core visitor services without the rehabilitation of these facilities. Over 35 employees are duty stationed at this complex and several management reviews and safety reports have documented the deteriorated conditions of staff office buildings and housing units. The historic fabric and suitability of the facilities will continue to significantly degrade, and permanent loss of additional historic aspects and functionality will result if the existing structures are not properly stabilized. Significant portions of the facilities will remain non-accessible to individuals with disabilities if renovations are not completed. Employees and visitors will remain exposed to increased hazards for structural fire and life safety concerns if deficiencies in the electrical, fire suppression, and alarm systems are not addressed.

**Ranking Categories:**

Category	Percent	Score
FCI Rating:	n/a	0.96
API Rating:	n/a	92.31
API/FCI Score:	(40%)	39.23
SB Score:	(20%)	13.55
IS Score:	(20%)	20.00
CFA Score:	(20%)	0.02
<b>Total Score:</b>	<b>(100%)</b>	<b>72.80</b>

Combined ranking factors = (0.40 x API/FCI score) + (0.20 x SB score) + (0.20 x IS score) + (0.20 x CFA score)

**Capital Asset Planning**

Capital Plan Business Case Required: Yes

VE Study: Scheduled 10/2022 Completed N/A

**Project Costs and Status****Project Cost Estimate (this PDS):**

Activity	Dollars in thousands	Percent
Maintenance/Repair Work:	\$ 29,391	88
Capital Improvement Work:	\$ 3,936	12
Total:	\$ 33,327	100

**Project Funding History (entire project):**

History	Dollars in thousands
Funded to Date:	\$ 6,213
FY 2023 Legacy Restoration Fund Funding (this PDS):	\$ 33,327
Future Funding to Complete Project:	\$ 0
Total:	\$ 39,540

**Class of Estimate: C**

Estimate Escalated to: FY 2023/Q1

**Planning and Design Funds (dollars in thousands):**

LRF Planning Funds Received:	\$	3,389
LRF Design Funds Received:	\$	2,824
Planning Funds Received from Other Fund Sources:	\$	0
Design Funds Received from Other Fund Sources:	\$	0

**Major Milestones**

Construction Award/Start

- Scheduled: FY 2023/Q3
- Actual: N/A

Project Complete

- Scheduled: FY 2025/Q4
- Actual: N/A

**Project Data Sheet**

Prepared/Last Updated: 03/2022

DOI Approved: YES

---

**Annual Operations & Maintenance Costs \$**

Current: \$440,000  
Projected: \$411,000  
Net Change: -\$29,000

**NATIONAL PARK SERVICE  
Project Data Sheet**

Total Project Score/Ranking: 81.30

Planned Funding FY 2023: \$46,212,000

Funding Source: Legacy Restoration Fund - Transportation

**Project Identification**

Project Title: Rehabilitate Sections of the Natchez Trace Parkway – Phase II

Project Number: GAOA ID #N064; NPS PMIS #254233

Unit/Facility Name: Natchez Trace Parkway

Region/Area/District: Mississippi Basin

Congressional District: MS02, MS01

State: MS

**Project Justification**

DOI Asset Code	FRPP Unique Id#	API:	FCI-Before:
40660100	67705	75	1.00
40660100	114924	75	1.00
40660100	67713	75	1.00
40660100	80260	75	1.00
40660100	80252	75	1.00
40660100	67712	75	1.00
40660100	80259	75	1.00
40660100	80255	75	1.00
40660100	67717	75	1.00
40660100	67711	75	1.00
40660100	80256	75	1.00
40660100	80253	75	1.00
40660100	67715	75	1.00
40660100	67709	75	1.00
40660100	80257	75	1.00
40660100	80254	75	1.00
40660100	67719	75	1.00
40660100	67707	55	1.00
40760100	67681	88	0.59
40760100	238509	75	1.00
40760100	80247	63	0.94
40760100	80245	88	0.87
40760100	80244	88	1.00
40760100	67701	63	0.86
40760100	67691	75	0.76
40760100	80240	100	0.65
40760100	67678	88	0.28
40760100	67668	100	0.50
40760100	80246	71	0.27
40760100	67695	63	1.00
40760100	104072	88	1.00
40760100	67694	75	0.70
40760100	67673	88	0.28
40760100	104073	88	1.00
40760100	104048	88	0.89
40760100	80243	88	1.00

DOI Asset Code	FRPP Unique Id#	API:	FCI-Before:
40760100	67697	63	0.82
40760500	76103	100	0.15
40760500	76147	100	0.05
40760500	76137	100	0.07
40760500	76129	100	0.10
40760500	76125	100	0.16
40760500	76112	100	0.04
40760500	76109	100	0.04
40760500	76099	100	0.25
40760500	76096	100	0.25
40760500	76146	100	0.10
40760500	76144	100	0.09
40760500	76131	100	0.06
40760500	76130	100	0.21
40760500	76127	100	0.34
40760500	76124	100	0.04
40760500	76101	100	0.09
40760500	76149	100	0.02
40760500	76139	100	0.14
40760500	76126	100	0.29
40760500	76123	100	0.17
40760500	76122	100	0.25
40760500	76120	100	0.11
40760500	76117	100	0.06
40760500	76113	100	0.17
40760500	76105	100	0.04
40760500	76095	100	0.17
40760500	76142	100	0.17
40760500	76119	100	0.07
40760500	76108	100	0.03
40760500	76106	100	0.02
40760500	76104	100	0.11
40760500	76098	100	0.25
40760500	76148	100	0.04
40760500	76135	100	0.22
40760500	76111	100	0.17
40760500	76107	100	0.12
40760500	76097	100	0.32
40760500	76136	100	0.22
40760500	76133	77	0.09
40760500	76121	100	0.08
40760500	76145	100	0.09
40760500	76102	100	0.06
40760500	76100	100	0.05
40760500	76094	100	0.24
40760500	76093	100	0.25
40760500	76141	100	0.44
40760500	76140	100	0.08
40760500	76134	100	0.21
40760500	76132	100	0.07
40760500	76118	100	0.10
40760500	76115	100	0.07
40760500	76110	100	0.04

**Project Description:**

This phase of the project, in addition to the previous phase proposed in FY 2022, will improve up to 50 miles of the Natchez Trace Parkway, including multiple public access routes and parking lots. The work includes rehabilitating the pavement structure by milling deteriorated pavement and making base and subgrade improvements, as needed. Work also includes placement of a new asphalt base and surface courses; sealing existing bridge joints; installing audible pavement markings and safety edges to reduce the number of accidents; repairing culverts; repairing bridges as recommended in Bridge Inspection Reports; and making accessibility improvements to parking areas (including ramps, striping, etc.) to ensure the facilities meet Architectural Barriers Act Accessibility Standards.

**Scope of Benefits (SB):**

The parkway receives approximately 6 million recreational visitors per year. This project will improve roughly one fifth of the total parkway. In addition to the more stable and manageable road and bridge surfaces, safety of the mainline parkway will be increased for both motorists and bicyclists with the incorporation of audible pavement markings and an asphalt safety edge, which is an angled edge of pavement that provides a more manageable transition from the shoulder to pavement to prevent overcorrection. Additional work will ensure that visitor parking facilities will meet accessibility standards.

**Investment Strategy (IS):**

Repairing significant maintenance/repair work of the parkway will improve the condition of the parkway. Planned operations and maintenance activities will remain constant, however, improved conditions resulting from the project will allow for operations and maintenance to be focused on preventative maintenance rather than corrective and unscheduled maintenance.

After project completion, the facilities and systems addressed by this project should not require major rehabilitation or replacement for the next 25-40 years.

**Consequences of Failure to Act (CFA):**

Without this work, the condition of the pavement will continue to deteriorate, creating a rough and uneven driving surface and substantial edge rutting. Fatalities have increased on the parkway in recent years, from around 6 in 2005 to 11 in 2017; many resulted from lane departures, which may have been prevented by audible safety edges. Unless this project is completed, the roadway will continue to deteriorate, driving up the cost of future repairs and depriving drivers of basic safety and accessibility improvements.

**Ranking Categories:**

Category	Percent	Score
FCI Rating:	n/a	0.61
API Rating:	n/a	90.42
API/FCI Score:	(40%)	34.21
SB Score:	(20%)	20.00
IS Score:	(20%)	20.00
CFA Score:	(20%)	7.09
<b>Total Score:</b>	<b>(100%)</b>	<b>81.30</b>

Combined ranking factors = (0.40 x API/FCI score) + (0.20 x SB score) + (0.20 x IS score) + (0.20 x CFA score)

**Capital Asset Planning**

Capital Plan Business Case Required: Yes

VE Study: Scheduled 10/2021 Completed 01/2022

**Project Costs and Status****Project Cost Estimate (this PDS):**

Activity	Dollars in thousands	Percent
Maintenance/Repair Work:	\$ 46,212	100



<b>Activity</b>	<b>Dollars in thousands</b>	<b>Percent</b>
Capital Improvement Work:	\$ 0	0
Total:	\$ 46,212	100

**Project Funding History (entire project):**

<b>History</b>	<b>Dollars in thousands</b>
Funded to Date:	\$ 81,939
FY 2023 Legacy Restoration Fund – Transportation (this PDS):	\$ 46,212
Future Funding to Complete Project:	\$ 0
Total:	\$ 128,151

**Class of Estimate:** C

Estimate Escalated to FY 2023/Q1

**Planning and Design Funds (dollars in thousands):**

LRF Planning Funds Received:	\$ 10,928
LRF Design Funds Received:	\$ 9,107
Planning Funds Received from Other Funding Sources:	\$ 658
Design Funds Received from Other Funding Sources:	\$ 0

**Major Milestones**

Construction Award/Start

- Scheduled: FY 2023/Q4
- Actual: N/A

Project Complete

- Scheduled: FY 2026/Q1
- Actual: N/A

**Project Data Sheet**

Prepared/Last Updated: 03/2022

DOI Approved: YES

**Annual Operations & Maintenance Costs \$**

Current: \$2,899,000

Projected: \$2,899,000

Net Change: \$0

**NATIONAL PARK SERVICE  
Project Data Sheet**

Total Project Score/Ranking: N/A  
 Planned Funding FY 2023: \$20,000,000  
 Funding Source: Legacy Restoration Fund

**Project Identification**

Project Title: Maintenance Action Team  
 Project Number: GAOA ID # N099; NPS PMIS # N/A  
 Unit/Facility Name: Multiple  
 Region/Area/District: Multiple  
 Congressional District: Multiple  
 State: Multiple

**Project Justification**

DOI Asset Code	FRPP Unique Id#	API:	FCI-Before:
N/A	N/A	N/A	N/A

**Project Description:**

Utilizing the Great American Outdoors Act National Parks and Public Land Legacy Restoration Fund (LRF), the NPS will build upon an FY 2021 Maintenance Action Team (MAT) pilot program to complete rehabilitation and preservation projects on historic assets. Starting in FY 2023, the new program will be expanded to include activities that address deferred maintenance and repairs on a broader set of asset types to potentially include work on trails, buildings, utilities, as well as other historic and non-historic assets. For example, in FY 2023, the NPS will make repairs and apply sealer to boardwalks and bridge wood components at Effigy Mounds National Monument, and scrape and paint the exterior of the Historic Friends (Quaker) Meeting House at Herbert Hoover National Historic Site. The NPS will also undertake projects across multiple national cemeteries to repair irrigation systems, stabilize soils, rehabilitate turf, and repair monuments and grave markers.

Whenever possible, these projects will allow for staff training and hands-on educational opportunities which provide NPS personnel with skillsets that will last throughout their careers. The deteriorated condition of many facilities are often the result of prior use of incompatible materials, attrition of skilled craftspeople, budget shortfalls, and a failure to prioritize the asset's need for preservation and recurring preventative maintenance. Upon completion of MAT projects, facility staff will be better able to properly maintain park assets and critical systems, which will help to extend the life cycles of these assets and avoid the need for emergency repairs or frequent rehabilitation.

**Scope of Benefits (SB):**

Maintenance activities performed by the MATs help to restore and protect public use facilities; remediate facilities in poor condition; reduce or eliminate deferred maintenance; and reduce annual operating costs. NPS staff will be instructed on proper preventative maintenance and repair techniques that will enable them to responsibly care for these assets throughout their life cycle.

MAT activities are also excellent partnering opportunities. A primary objective of the MAT program is to strengthen relationships and enhance partnerships with targeted organizations so the NPS can increase the diversity of candidate pools for employment and internship opportunities. These organizations include public land corps, youth conservation corps, veterans' groups, volunteers, and interns. The NPS is currently developing a strategy to facilitate project scoping for MAT projects that are specifically targeted toward successful integration of these organizations.

**Investment Strategy (IS):**

Using the MATs in close coordination with field-based maintenance and preservation professionals throughout the agency will further leverage the skills of our experienced workforce to train and develop the next generation of NPS staff who will become the stewards of these assets. MAT team coordinators will manage the program within an

efficient and cost-effective framework to rehabilitate high priority assets and create long term operational savings for parks through implementation of responsible life cycle asset management practices.

**Consequences of Failure to Act (CFA):**

Many NPS staff who have years of experience repairing and maintaining facilities are approaching the end of their careers. The MAT program creates opportunities for these seasoned employees to pass along years of institutional knowledge and skill to the next generation. It also provides cost effective training and development experiences to less tenured NPS staff while helping to repair and rehabilitate high priority assets.

**Ranking Categories:**

Category	Percent	Score
FCI Rating:	n/a	0.00
API Rating:	n/a	0.00
API/FCI Score:	(40%)	0.00
SB Score:	(20%)	0.00
IS Score:	(20%)	0.00
CFA Score:	(20%)	0.00
<b>Total Score:</b>	<b>(100%)</b>	<b>0.00</b>

Combined ranking factors = (0.40 x API/FCI score) + (0.20 x SB score) + (0.20 x IS score) + (0.20 x CFA score)

**Capital Asset Planning**

Capital Plan Business Case Required: N/A

VE Study: Scheduled N/A Completed N/A

**Project Costs and Status**

**Project Cost Estimate (this PDS):**

Activity	Dollars in thousands	Percent
Maintenance/Repair Work:	\$ 20,000	100
Capital Improvement Work:	\$ 0	0
Total:	\$ 20,000	100

**Project Funding History (entire project):**

History	Dollars in thousands
Funded to Date:	\$ 14,116
FY 2023 Legacy Restoration Fund Funding (this PDS):	\$ 20,000
Future Funding to Complete Project:	\$ 0
Total:	\$ 34,116

**Class of Estimate: N/A**

Estimate Escalated to: N/A

**Planning and Design Funds (dollars in thousands):**

LRF Planning Funds Received:	\$	0
LRF Design Funds Received:	\$	0
Planning Funds Received from Other Fund Sources:	\$	0
Design Funds Received from Other Fund Sources:	\$	0

**Major Milestones**

Construction Award/Start

- Scheduled: N/A
- Actual: N/A

Project Complete

- Scheduled: N/A
- Actual: N/A

**Project Data Sheet**

Prepared/Last Updated: 03/2022

DOI Approved: YES

---

**Annual Operations & Maintenance Costs \$**

Current: \$0

Projected: \$0

Net Change: \$0

**NATIONAL PARK SERVICE  
Project Data Sheet**

Total Project Score/Ranking: 84.60  
 Planned Funding FY 2023: \$124,292,000  
 Funding Source: Legacy Restoration Fund

**Project Identification**

Project Title: Rehabilitate Seawalls and Shoreline Landscape at the Tidal Basin and West Potomac Park  
 Project Number: GAOA ID #N100; NPS PMIS #318722  
 Unit/Facility Name: National Mall and Memorial Parks  
 Region/Area/District: North Atlantic - Appalachian  
 Congressional District: DCAL  
 State: DC

**Project Justification**

DOI Asset Code	FRPP Unique Id#	API:	FCI-Before:
40130400	94971	63	0.27
40182100	94975	80	0.67

**Project Description:**

This project will rehabilitate portions of the failing Tidal Basin seawall north and south of the inlet bridge, as well as portion of the West Potomac Park seawall. The existing stone masonry seawall will be removed and reconstructed along the historic alignment and elevation. Designs will include foundations that can bear the weight of additional stone and concrete, which will allow the walls to be extended vertically in response to future sea level rise or increasing storm surge elevations. Where feasible, stone masonry from the historic wall will be salvaged and reused in the reconstruction. Portions of the seawall around the Tidal Basin are the foundations for sidewalks, which will also be repaired or replaced. The park will seek opportunities to realign and connect existing pedestrian walkways to provide a seamless and accessible route to the rehabilitated seawall. Finally, the existing landscaping adjacent to each of the seawall systems will be removed and replaced, and the areas regraded as necessary to provide proper drainage.

**Scope of Benefits (SB):**

By completing this project, the NPS will address significant high priority deferred maintenance while improving its ability to preserve, protect, and foster appreciation of the iconic memorials and landscapes within West Potomac Park and along the Tidal Basin. NPS staff will spend less time on reactive maintenance such as debris clean-up after high tides flow over the existing walls, monitoring and fencing the subsiding walkways atop the wall, and replacing the iconic cherry blossom trees that suffer poor health or die when their root systems are over-saturated by high tide waters. This project will also help protect the hundreds of millions of dollars in the public and private investment in the planning, design, construction and operations of these iconic memorials.

**Investment Strategy (IS):**

The National Mall and Memorial Parks have bundled construction of seawall systems within West Potomac Park and along the Tidal Basin in order to streamline project compliance and design activities, as well as reduce construction costs and timelines. The seawalls will be reconstructed using modern concrete and stone veneer technology that provides for an extensive service life while preserving the historic character. The new walls should not require significant repair or rehabilitation for 100 years. However, based on current projections, future investments will be needed to keep pace with sea level rise. These combined improvements to the seawalls will enhance the NPS' ability to maintain safe, accessible outdoor spaces while also providing a level of protection to the existing monuments, infrastructure, grounds, and memorials.

**Consequences of Failure to Act (CFA):**

Despite various repairs over the decades since their original construction, these seawall systems are no longer structurally sound and can no longer protect the park against the destructive forces of the surrounding waterways, especially the Potomac River. Without improvements, soil behind the wall will continue to erode, walkways will continue to buckle, and the walls will continue to deteriorate. Water flowing over the walls and the lack of proper drainage will continue to affect the wall, threatening the historic landscape and visitor safety.

**Ranking Categories:**

<b>Category</b>	<b>Percent</b>	<b>Score</b>
FCI Rating:	n/a	0.51
API Rating:	n/a	71.50
API/FCI Score:	(40%)	36.27
SB Score:	(20%)	20.00
IS Score:	(20%)	20.00
CFA Score:	(20%)	8.33
<b>Total Score:</b>	<b>(100%)</b>	<b>84.60</b>

Combined ranking factors = (0.40 x API/FCI score) + (0.20 x SB score) + (0.20 x IS score) + (0.20 x CFA score)

**Capital Asset Planning**

Capital Plan Business Case Required: Yes

VE Study: Scheduled 01/2023 Completed N/A

**Project Costs and Status****Project Cost Estimate (this PDS):**

<b>Activity</b>	<b>Dollars in thousands</b>	<b>Percent</b>
Maintenance/Repair Work:	\$ 124,292	100
Capital Improvement Work:	\$ 0	0
Total:	\$ 124,292	100

**Project Funding History (entire project):**

<b>History</b>	<b>Dollars in thousands</b>
Funded to Date:	\$ 24,199
FY 2023 Legacy Restoration Fund Funding (this PDS):	\$ 124,292
Future Funding to Complete Project:	\$ 0
Total:	\$ 148,491

**Class of Estimate: C**

Estimate Escalated to: FY 2023/Q1

**Planning and Design Funds (dollars in thousands):**

LRF Planning Funds Received:	\$ 13,199
LRF Design Funds Received:	\$ 11,000
Planning Funds Received from Other Fund Sources:	\$ 0
Design Funds Received from Other Fund Sources:	\$ 0

**Major Milestones**

Construction Award/Start

- Scheduled: FY 2023/Q4
- Actual: N/A

Project Complete

- Scheduled: FY 2026/Q2
- Actual: N/A

**Project Data Sheet**

Prepared/Last Updated: 03/2022

DOI Approved: YES

---

**Annual Operations & Maintenance Costs \$**

Current: \$146,230

Projected: \$146,230

Net Change: \$0

**NATIONAL PARK SERVICE  
Project Data Sheet**

Total Project Score/Ranking: 79.40  
 Planned Funding FY 2023: \$102,282,000  
 Funding Source: Legacy Restoration Fund

**Project Identification**

Project Title: Rehabilitate Hyde Street Pier and the National Historic Landmark Eureka Ferryboat  
 Project Number: GAOA ID #N101; NPS PMIS #319315  
 Unit/Facility Name: San Francisco Maritime National Historical Park  
 Region/Area/District: California – Great Basin  
 Congressional District: CA12  
 State: CA

**Project Justification**

DOI Asset Code	FRPP Unique Id#	API:	FCI-Before:
35290800	244225	47	0.33
35500300	246414	32	0.90
40130400	245942	90	0.47
40130400	74916	77	0.91
40710300	246415	70	0.93
40710700	239583	70	0.85
40711200	81256	65	0.89
40780100	75086	100	0.15

**Project Description:**

This project replaces irreparable portions of the timber framed Hyde Street Pier with a new structure. Work will include replacement of outdated potable water and fire supply lines, wastewater systems, and electrical systems.

The project will also repair the steam ferryboat *Eureka*. After relocating the ship to a drydock facility, the project will restore or rehabilitate various systems including the hull, perimeter fenders, decks, framing, planking, mooring points, stairways, coatings, electrical systems, fire detection/suppression and dehumidification systems, and pumping systems that control water and flooding. Removal of barriers and the installation of equipment to provide access to spaces that are currently restricted will significantly improve accessibility. The project will also install a permanent Operational Safety and Health Administration (OSHA) compliant fall prevention system on the outside of the ship, significantly improving the safety of future maintenance activities.

**Scope of Benefits (SB):**

This project addresses extensive deferred maintenance and code requirements that will improve park operations and provide a substantially enhanced visitor experience. The Hyde Street Pier is the most direct connection for the public to the experiences and environment that are central to the park's mission. Each year four million people visit the National Historical Park, enjoying the landscapes, beaches, and views of the Pier and the National Historic Landmark (NHL) ships berthed there. The steam ferry boat *Eureka* is a National Historic Landmark (NHL) ship and the centerpiece of San Francisco Maritime National Park's collection of six historic ships. The pier itself hosts more than 800,000 annual visitors and generates \$500,000 in fee revenue, including 50,000 visitors at the ships where they immerse themselves in the fundamental resources and values for which the park was created. Each year over 10,000 school children come to the Pier to participate in the Age of Sail experiential learning program. Once the pier is replaced, it will support opportunities for a robust leasing program to offset the park's cost of operation, while ensuring that the ships remain intact and publicly accessible.



**Investment Strategy (IS):**

The *Eureka* needs to be temporarily moved to facilitate Hyde Street Pier construction. Rather than accruing costs for short-term relocation and storage of the ship, this project will enable the park to repair both assets simultaneously, greatly reducing visitor impacts.

Once replaced, the pier will no longer suffer breakdowns or require reactive maintenance, ensuring operations are more efficient and safer. This project will also serve as the foundation for complementary improvement efforts currently underway on the pier, such as expanding the number of accessible gangways to other ships.

For the *Eureka*, installing the fall prevention system allows park staff to efficiently and safely perform maintenance activities. When rehabilitated, the park will be able to plan and execute cyclic maintenance and component renewal activities, which are cost-effective, predictable, and ensure the vessel remains in good condition. Post-rehabilitation, the park will be able to leverage the *Eureka* as a short-term leasing venue. Current revenue models estimate that the *Eureka* has the potential to generate up to \$100,000 per year; the funds will help offset the cost of maintaining the vessel.

After completion, the Hyde Street Pier should not require major rehabilitation or replacement for the next 75-100 years. However, investments in the annual cost of operation and maintenance will continue to be required throughout this facility's lifecycle. The NPS expects that after restoration of the steam ferryboat *Eureka*, the ship would be hauled out every 15 years to address regularly scheduled, preventative and recurring maintenance.

**Consequences of Failure to Act (CFA):**

The Hyde Street Pier is the primary site for visitation in this park and it is the structure to which the fleet of NHL ships are berthed, maintained, and visited. The deteriorating pier is too structurally weak to support heavy vehicles and equipment, which prevents the park from efficiently responding to emergencies and restricts maintenance activities on the ships and structures. There is a risk of fire due to the presence of combustible wooden ships; flammable, creosote-impregnated pier structures, and the aged electrical system. A structural fire would place the historic ships and their artifacts at risk.

Damage and deterioration of the *Eureka* is distributed throughout the structure and not isolated to one section or component. Many features have decayed so badly that they cannot be repaired. Unless the issues are corrected, the hull may fail, putting the ship at risk of sinking. Without this investment, the ship would continue to suffer from a lack of accessibility and a visibly deteriorating exterior, which significantly impair the vessel's revenue generating potential, and may eventually result in it being closed to the public.

**Ranking Categories:**

<b>Category</b>	<b>Percent</b>	<b>Score</b>
FCI Rating:	n/a	0.28
API Rating:	n/a	68.88
API/FCI Score:	(40%)	34.74
SB Score:	(20%)	20.00
IS Score:	(20%)	20.00
CFA Score:	(20%)	4.66
<b>Total Score:</b>	<b>(100%)</b>	<b>79.40</b>

Combined ranking factors = (0.40 x API/FCI score) + (0.20 x SB score) + (0.20 x IS score) + (0.20 x CFA score)

**Capital Asset Planning**

Capital Plan Business Case Required: Yes

VE Study: Scheduled 02/2023 Completed N/A

**Project Costs and Status**

**Project Cost Estimate (this PDS):**

<b>Activity</b>	<b>Dollars in thousands</b>	<b>Percent</b>
Maintenance/Repair Work:	\$ 71,490	70
Capital Improvement Work:	\$ 30,791	30
Total:	\$ 102,282	100

**Project Funding History (entire project):**

<b>History</b>	<b>Dollars in thousands</b>
Funded to Date:	\$ 19,147
FY 2023 Legacy Restoration Fund Funding (this PDS):	\$ 102,282
Future Funding to Complete Project:	\$ 0
Total:	\$ 121,429

**Class of Estimate: Eureka - Class C; Hyde Street - Class B**

Estimate Escalated to: FY 2023/Q1

**Planning and Design Funds (dollars in thousands):**

LRF Planning Funds Received:	\$ 10,401
LRF Design Funds Received:	\$ 8,668
Planning Funds Received from Other Fund Sources:	\$ 78
Design Funds Received from Other Fund Sources:	\$ 0

**Major Milestones**

Construction Award/Start

- Scheduled: FY 2023/Q3
- Actual: N/A

Project Complete

- Scheduled: FY 2026/Q3
- Actual: N/A

**Project Data Sheet**

Prepared/Last Updated: 03/2022

DOI Approved: YES

**Annual Operations & Maintenance Costs \$**

Current: \$547,000

Projected: \$547,000

Net Change: \$0

**NATIONAL PARK SERVICE  
Project Data Sheet**

Total Project Score/Ranking: 57.60  
Planned Funding FY 2023: \$30,539,000  
Funding Source: Legacy Restoration Fund

**Project Identification**

Project Title: Rehabilitate Perimeter Fences to Protect Park Resources  
Project Number: GAOA ID #N102; NPS PMIS #318735, 318732, 318734  
Unit/Facility Name: Haleakala National Park, Hawaii Volcanoes National Park, and Kalaupapa National Historical Park  
Region/Area/District: Pacific Islands  
Congressional District: HI02  
State: HI

**Project Justification**

DOI Asset Code	FRPP Unique Id#	API:	FCI-Before:
40750200	101446	82	0.87
35100000	24216	42	1.00
35410500	24218	32	1.00
35740100	33364	42	0.34
35801500	33362	32	0.93
40750300	22576	78	0.87
40750300	117021	71	0.81

**Project Description:**

This project will rehabilitate an estimated 64 miles of perimeter exclusionary fencing at Hawaii Volcanoes National Park, Haleakala National Park, and Kalaupapa National Historical Park. Exclusionary fencing is the primary tool to protect native ecosystems and watersheds from damage by large numbers of invasive non-native animals. Work includes replacing and upgrading fence segments, prioritized by areas with the most urgent potential to fail. Two greenhouses, the potting shed, and bughouse will be repaired to reduce maintenance and facilitate plant propagation for revegetation that will be required for some staging and construction areas. Most of the fence alignment is located in remote and extremely difficult terrain, requiring construction materials to be transported to backcountry sites via contracted helicopter.

**Scope of Benefits (SB):**

Fence replacement protects the primary visitor destinations and the visitor experience by protecting the parks' sensitive ecosystems from widespread erosion, de-vegetation, and predatory animals that threaten endangered species. In addition to ecological benefits, the fences allow for safe visitor access to front and backcountry areas, protect the integrity of trails, and reduce potential encounters with aggressive non-native wildlife.

Data from 2017, the last typical park visitation year before a major volcanic eruption and the COVID-19 pandemic impacted recreational travel to the Islands, indicates that Hawaii Volcanoes and Haleakala are the top tourism attractions on their respective islands. These two national parks hosted a combined total of more than 3.2 million recreational visitors who contributed approximately \$311 million in total economic output.

Protection of native ecosystems and watersheds is culturally important to Native Hawaiian peoples. The long-term integrity of these biocultural resources is ensured by having effective perimeter fencing for ungulate and predator exclusion, which directly influences the experience of each visitor. Non-native wild pigs and feral cats are dangerous and can pose a significant risk to people, the environment, and the entire food chain. In Hawaii, these invasive animals have attacked people and eaten other small animals.

**Investment Strategy (IS):**

Replacing the exclusionary perimeter fencing will reduce NPS expenses related to animal extraction and revegetation efforts. Excluding non-native wildlife from park lands also improves visitor experience and safety. Soil erosion is greatly reduced, trails require less frequent corrective maintenance, and the park mitigates the potential for dangerous non-native wildlife encounters with visitors and employees.

After project completion, the assets addressed by this project will require less unscheduled emergency and corrective maintenance. Investments in the annual cost of operation and maintenance will continue to be required throughout the lifecycle of these facilities. These fences should not require major rehabilitation or replacement for the next 20 years.

**Consequences of Failure to Act (CFA):**

Without action, the perimeter fence will continue to deteriorate, allowing more invasive animals to enter the ecosystem and degrade the parks' unique ecosystems. The impact of some alien species has been devastating to the native flora and fauna of the Hawaiian Islands. Introduced goats, pigs, sheep, and cattle overgraze on native plants, while feral cats, and mongooses have been killing native birds. As a result of these invasive animals, at least 10 percent of the native Hawaiian plants are extinct and an additional 40 to 50 percent are threatened or endangered. Failure to conserve and protect public lands from these non-native invasive animals will lead to greater costs associated with revegetating native plants, protecting native species, and removing invasive animals.

**Ranking Categories:**

Category	Percent	Score
FCI Rating:	n/a	0.63
API Rating:	n/a	66 .00
API/FCI Score:	(40%)	20.20
SB Score:	(20%)	16.20
IS Score:	(20%)	20.00
CFA Score:	(20%)	1.30
<b>Total Score:</b>	<b>(100%)</b>	<b>57.60</b>

Combined ranking factors = (0.40 x API/FCI score) + (0.20 x SB score) + (0.20 x IS score) + (0.20 x CFA score)

**Capital Asset Planning**

Capital Plan Business Case Required: Yes

VE Study: Scheduled 04/2022 Completed N/A

**Project Costs and Status****Project Cost Estimate (this PDS):**

Activity	Dollars in thousands	Percent
Maintenance/Repair Work:	\$ 30,539	100
Capital Improvement Work:	\$ 0	0
Total:	\$ 30,539	100

**Project Funding History (entire project):**

History	Dollars in thousands
Funded to Date:	\$ 5,694
FY 2023 Legacy Restoration Fund Funding (this PDS):	\$ 30,539
Future Funding to Complete Project:	\$ 0
Total:	\$ 36,233

**Class of Estimate: C**

Estimate Escalated to: FY 2023/Q1

**Planning and Design Funds (dollars in thousands):**

LRF Planning Funds Received:	\$ 3,106
LRF Design Funds Received:	\$ 2,588
Planning Funds Received from Other Fund Sources:	\$ 0
Design Funds Received from Other Fund Sources:	\$ 0

**Major Milestones**

Construction Award/Start

- Scheduled: FY 2023/Q4
- Actual: N/A

Project Complete

- Scheduled: FY 2025/Q4
- Actual: N/A

**Project Data Sheet**

Prepared/Last Updated: 03/2022

DOI Approved: YES

---

**Annual Operations & Maintenance Costs \$**

Current: \$62,000  
Projected: \$62,000  
Net Change: \$0

**NATIONAL PARK SERVICE  
Project Data Sheet**

Total Project Score/Ranking: 70.50  
 Planned Funding FY 2023: \$72,489,000  
 Funding Source: Legacy Restoration Fund

**Project Identification**

Project Title: Rehabilitate Critical Utility Systems  
 Project Number: GAOA ID #N104; NPS PMIS #318744  
 Unit/Facility Name: Glen Canyon National Recreation Area  
 Region/Area/District: Upper Colorado Basin, Lower Colorado Basin  
 Congressional District: AZ01, UT02  
 State: AZ,UT

**Project Justification**

DOI Asset Code	FRPP Unique Id#	API:	FCI-Before:
35100000	39440	38	0.00
40710300	37770	48	1.00
40710300	44726	65	0.93
40710900	37771	71	1.00
40710900	44729	88	1.00
40750200	52472	36	0.00
40760100	44580	77	0.03
40760100	37767	60	0.05

**Project Description:**

This project will rehabilitate or replace water and wastewater systems including water supply, treatment, storage and distribution/collection networks in two developed areas at Wahweap and Lone Rock. All water and wastewater system replacement work includes removing existing infrastructure and replacing with new, modern materials, equipment, and control systems to meet standards and code requirements of the Arizona and Utah Departments of Environmental Quality.

Meters will be installed to measure consumption, monitor system performance, and charge reimbursable fees to users when applicable. Backup generators will be provided where necessary to ensure critical equipment remains operational during power outages.

**Scope of Benefits (SB):**

This project will replace and improve the water and wastewater utility systems at Wahweap and Lone Rock which serve 3 million visitors annually. Park utility operations will be more efficient and cost effective. The quality and safety of the potable water supply will be ensured. Firefighting capacity will be improved to meet life safety codes and wastewater systems will perform in conformance with State regulations. Concessionaires are solely dependent on NPS water and wastewater systems at Wahweap to service marinas, restaurants, retail, lodging, campground, boat rentals, and marine maintenance facilities.

**Investment Strategy (IS):**

Most of the utility system facilities are beyond their expected life cycle and perform in an inefficient and unreliable manner. Various system components have been subject to recurring repair activities to maintain a minimally acceptable operational condition. This project will replace outdated systems beyond viable repair, eliminating deferred maintenance while improving operational performance and overall reliability.

After project completion, the facilities and systems addressed by this project should not require major rehabilitation or replacement for the next 25 to 40 years.

**Consequences of Failure to Act (CFA):**

The water and wastewater systems located at Wahweap and Lone Rock are critical to visitor services and park operations. Extensive and costly leaks have occurred over the last few years due to the age and deteriorated condition of these systems. Distribution and collection networks lack the capacity to effectively deliver potable water and consistently treat wastewater to meet required standards. The systems are in an advanced state of deterioration which will continue to accelerate over time.

**Ranking Categories:**

Category	Percent	Score
FCI Rating:	n/a	0.70
API Rating:	n/a	60.38
API/FCI Score:	(40%)	31.59
SB Score:	(20%)	18.90
IS Score:	(20%)	20.00
CFA Score:	(20%)	0.01
<b>Total Score:</b>	<b>(100%)</b>	<b>70.50</b>

Combined ranking factors = (0.40 x API/FCI score) + (0.20 x SB score) + (0.20 x IS score) + (0.20 x CFA score)

**Capital Asset Planning**

Capital Plan Business Case Required: Yes

VE Study: Scheduled 01/2023 Completed N/A

**Project Costs and Status****Project Cost Estimate (this PDS):**

Activity	Dollars in thousands	Percent
Maintenance/Repair Work:	\$ 69,349	96
Capital Improvement Work:	\$ 3,140	4
Total:	\$ 72,489	100

**Project Funding History (entire project):**

History	Dollars in thousands
Funded to Date:	\$ 13,515
FY 2023 Legacy Restoration Fund Funding (this PDS):	\$ 72,489
Future Funding to Complete Project:	\$ 0
Total:	\$ 86,004

**Class of Estimate: C**

Estimate Escalated to: FY 2023/Q1

**Planning and Design Funds (dollars in thousands):**

LRF Planning Funds Received:	\$ 7,372
LRF Design Funds Received:	\$ 6,143
Planning Funds Received from Other Fund Sources:	\$ 0
Design Funds Received from Other Fund Sources:	\$ 0

**Major Milestones**

Construction Award/Start

- Scheduled: FY 2023/Q4
- Actual: N/A

Project Complete

- Scheduled: FY 2026/Q2
- Actual: N/A

**Project Data Sheet**

Prepared/Last Updated: 03/2022

DOI Approved: YES

---

**Annual Operations & Maintenance Costs \$**

Current: \$139,000

Projected: \$125,000

Net Change: -\$14,000



**NATIONAL PARK SERVICE  
Project Data Sheet**

Total Project Score/Ranking: 60.09  
Planned Funding FY 2023: \$17,868,000  
Funding Source: Legacy Restoration Fund

**Project Identification**

Project Title: Repair or Replace Docks at Ft Moultrie and Liberty Square  
Project Number: GAOA ID#106; NPS PMIS #318708  
Unit/Facility Name: Fort Sumter and Fort Moultrie National Historical Park  
Region/Area/District: South Atlantic - Gulf  
Congressional District: SC01  
State: SC

**Project Justification**

DOI Asset Code	FRPP Unique Id#	API:	FCI-Before:
40130400	45989	70	1.00
40130400	45790	55	0.34

**Project Description:**

This project will replace the park's dock at Fort Moultrie and repair the dock at Liberty Square. The dock at Fort Moultrie provides administrative access for park operations and facilities at Sullivan's Island that service Fort Sumter. The project will also rehabilitate the dock at Liberty Square, which provides public ferry access from downtown Charleston to Fort Sumter. Work on all docks will address deferred maintenance while improving safety and providing enhanced recreational use. Work will include dredging as needed. New dock heights and configurations will account for sea level rise, changing harbor traffic, and other coastal morphology projections.

**Scope of Benefits (SB):**

These two docks operate together to provide visitor and administrative access to Fort Sumter, the park's signature resource. Liberty Square features a park visitor center and its associated dock is the launching point for the concession ferry from downtown Charleston to Fort Sumter. Fort Moultrie is the location of the park's maintenance operation, and that dock provides access to Fort Sumter for administrative activities, law enforcement, maintenance personnel, and equipment. Upgrades to the two docks will comply with the Architectural Barriers Act (ABA). Minor modifications to the Fort Moultrie dock will expand public recreational opportunities (kayaking and fishing) on Sullivan's Island.

**Investment Strategy (IS):**

Repairing the Liberty Square dock and replacing the dock at Fort Moultrie will ensure safe access to Fort Sumter while reducing annual and corrective maintenance requirements. The completed project will facilitate annual inspections, accommodate the concession vessels, create resiliency against increased wave action due to a deepened channel, promote safer transitions during loading and unloading, and will ease significant mooring positioning efficiencies. Investments in the annual cost of operation and maintenance will continue to be required throughout the lifecycle of these facilities.

After project completion, the facilities and systems addressed by this project should not require major rehabilitation or replacement for the next 50 to 75 years.

**Consequences of Failure to Act (CFA):**

Malfunction of any of these docks could interrupt public access, facility maintenance work, and law enforcement activities. Failure of the Fort Moultrie dock would greatly complicate administrative operations and preservation work at Fort Sumter. A delay in implementing accessibility upgrades at the two docks will negatively impact visitors, concessioners, and employees.

**Ranking Categories:**

<b>Category</b>	<b>Percent</b>	<b>Score</b>
FCI Rating:	n/a	0.84
API Rating:	n/a	62.50
API/FCI Score:	(40%)	33.14
SB Score:	(20%)	6.06
IS Score:	(20%)	17.88
CFA Score:	(20%)	3.01
<b>Total Score:</b>	<b>(100%)</b>	<b>60.09</b>

Combined ranking factors = (0.40 x API/FCI score) + (0.20 x SB score) + (0.20 x IS score) + (0.20 x CFA score)

**Capital Asset Planning**

Capital Plan Business Case Required: Yes

VE Study: Scheduled 02/2023 Completed N/A

**Project Costs and Status****Project Cost Estimate (this PDS):**

<b>Activity</b>	<b>Dollars in thousands</b>	<b>Percent</b>
Maintenance/Repair Work:	\$ 17,102	96
Capital Improvement Work:	\$ 766	4
Total:	\$ 17,868	100

**Project Funding History (entire project):**

<b>History</b>	<b>Dollars in thousands</b>
Funded to Date:	\$ 3,331
FY 2023 Legacy Restoration Fund Funding (this PDS):	\$ 17,868
Future Funding to Complete Project:	\$ 0
Total:	\$ 21,199

**Class of Estimate: C**

Estimate Escalated to: FY 2023/Q1

**Planning and Design Funds (dollars in thousands):**

LRF Planning Funds Received	\$ 1,817
LRF Design Funds Received:	\$ 1,514
Planning Funds Received from Other Fund Sources:	\$ 0
Design Funds Received from Other Fund Sources:	\$ 0

**Major Milestones**

Construction Award/Start

- Scheduled: FY 2023/Q4
- Actual: N/A

Project Complete

- Scheduled: FY 2026/Q3
- Actual: N/A

**Project Data Sheet**

Prepared/Last Updated: 03/2022

DOI Approved: YES

**Annual Operations & Maintenance Costs \$**

Current: \$19,239

Projected: \$19,239

Net Change: \$0

**NATIONAL PARK SERVICE  
Project Data Sheet**

Total Project Score/Ranking: 88.50  
 Planned Funding FY 2023: \$30,163,000  
 Funding Source: Legacy Restoration Fund

**Project Identification**

Project Title: Rehabilitate the Interior and Exterior of First Bank  
 Project Number: GAOA ID #107; NPS PMIS #245589  
 Unit/Facility Name: Independence National Historical Park  
 Region/Area/District: North Atlantic - Appalachian  
 Congressional District: PA03  
 State: PA

**Project Justification**

DOI Asset Code	FRPP Unique Id#	API:	FCI-Before:
35290100	25989	92	1.00

**Project Description:**

This project will restore the First Bank of United States, allowing the building to reopen to public visitation. Exterior work includes replacement of metal roofing, flashings, hatches, and louvers. Exterior marble and brick masonry will be stabilized, cleaned, and repaired.

Interior renovations include accessibility improvements, including replacement of the existing elevator, and reconfiguration of restrooms. Mechanical systems will be replaced with new equipment connected to the park's existing coolant loop and building control systems. Electrical systems will be improved to serve increased power demand and meet code. Fire and intrusion alarm systems will be modernized, and fire suppression systems will be installed. A new fire staircase, the replacement elevator, and new restrooms will be constructed external to the existing footprint. The existing staircase will be improved to meet fire safety and egress requirements. Interior finishes will be repaired and rehabilitated.

**Scope of Benefits (SB):**

This project will replace a failed and leaking roof, correcting longstanding interior moisture incursion problems, and mitigating damage to the interior walls. Exterior marble and brick masonry will be stabilized, cleaned, and repaired to be made safe for staff and visitors. The cornice will be repaired to secure loose elements. The currently failed heating, ventilation, and air conditioning system will be replaced, which will be significantly more effective and efficient. The intrusion and fire detection systems will include remote monitoring to allow law enforcement to better assess alarms and notifications before dispatching personnel. The rehabilitated building will also be more accessible for visitors and employees with disabilities.

Major systems in the building will be rehabilitated as part of this project, bringing the facility into acceptable condition. Maintaining the systems will only require smaller scale component renewal projects in 15 to 20 years. After project completion, the major facilities and systems addressed by this project should not require major rehabilitation or replacement for the next 50 years.

**Investment Strategy (IS):**

The First Bank is a high priority structure and a key, character-defining feature of the Park. Rehabilitation of the exterior envelope will prevent water intrusion from further deteriorating the structure and its contents. Current building systems are extremely difficult to maintain in an operational status. After completion of this project, the amount of staff time and park resources required to operate and maintain the facility will be reduced.

The philanthropic partner of Independence National Historical Park, the Independence Historical Trust, will donate the project's design and construction documents, including the interior rehabilitation, roof replacement, exterior

preservation work, and exhibit planning documents, at an estimated value of \$3 million. The plans and specifications are being completed in full consultation with the Park and will be finished in 2022.

The fully completed project will allow the National Historic Landmark building to reopen to the public, providing visitor enjoyment and education about the financial foundation of the United States and its legacy for today's citizens.

**Consequences of Failure to Act (CFA):**

If these system deficiencies and failures are not resolved, the building will not reopen to the public and will continue to deteriorate. Future costs to repair the outdated systems will continue to escalate. Deterioration of the building envelope will accelerate, resulting in increased water damage and safety hazards from failing overhead stone and brick masonry. Lack of adequate intrusion detection and fire suppression systems places the building and its contents at continued risk of theft, damage, or destruction from structural fire.

**Ranking Categories:**

Category	Percent	Score
FCI Rating:	n/a	1.00
API Rating:	n/a	92.00
API/FCI Score:	(40%)	40.00
SB Score:	(20%)	20.00
IS Score:	(20%)	20.00
CFA Score:	(20%)	8.50
<b>Total Score:</b>	<b>(100%)</b>	<b>88.50</b>

Combined ranking factors = (0.40 x API/FCI score) + (0.20 x SB score) + (0.20 x IS score) + (0.20 x CFA score)

**Capital Asset Planning**

Capital Plan Business Case Required: Yes

VE Study: Scheduled 11/2022 Completed N/A

**Project Costs and Status**

**Project Cost Estimate (this PDS):**

Activity	Dollars in thousands	Percent
Maintenance/Repair Work:	\$ 27,443	91
Capital Improvement Work:	\$ 2,720	9
Total:	\$ 30,163	100

**Project Funding History (entire project):**

History	Dollars in thousands
Funded to Date:	\$ 8,857
FY 2023 Legacy Restoration Fund Funding (this PDS):	\$ 30,163
Future Funding to Complete Project:	\$ 0
Total:	\$ 39,020

**Class of Estimate: C**

Estimate Escalated to: FY 2023/Q1

**Planning and Design Funds (dollars in thousands):**

LRF Planning Funds Received:	\$ 3,068
LRF Design Funds Received:	\$ 2,556
Planning Funds Received from Other Fund Sources:	\$ 159
Design Funds Received from Other Fund Sources:	\$ 3,074

**Major Milestones**

Construction Award/Start

- Scheduled: FY 2023/Q1
- Actual: N/A

Project Complete

- Scheduled: FY 2024/Q3
- Actual: N/A

**Project Data Sheet**

Prepared/Last Updated: 03/2022

DOI Approved: YES

---

**Annual Operations & Maintenance Costs \$**

Current: \$190,736

Projected: \$174,581

Net Change: -\$16,155

**NATIONAL PARK SERVICE  
Project Data Sheet**

Total Project Score/Ranking: 86.50  
 Planned Funding FY 2023: \$63,584,000  
 Funding Source: Legacy Restoration Fund

**Project Identification**

Project Title: Stabilize and Rehabilitate Alcatraz Island Historic Structures  
 Project Number: DOI ID #110; NPS PMIS #311373  
 Unit/Facility Name: Golden Gate National Recreation Area  
 Region/Area/District: California – Great Basin  
 Congressional District: CA12  
 State: CA

**Project Justification**

DOI Asset Code	FRPP Unique Id#	API:	FCI-Before:
35290100	38383	100	0.89

**Project Description:**

This project will address deterioration and structural deficiencies associated with the Alcatraz Main Prison Building. Work focuses on the Hospital Wing and on the exterior walls. Efforts will abate hazardous materials in the exterior walls and interior construction areas, repair concrete spalls, replace deteriorated steel reinforcement, strengthen unreinforced concrete foundation walls, repair and stabilize exterior windows, install storm windows, apply an elastomeric coating on the exterior walls, and ensure interior and exterior finishes match the existing color and texture of adjacent surfaces. This project will provide a safe facility for visitors and staff, increase the building's ability to resist seismic forces, and resolve aging and weather-related impacts to the exterior walls.

**Scope of Benefits (SB):**

The project scope addresses deferred maintenance on a National Historic Landmark and the most highly visited interpretive area within the island's National Historic Landmark District. It increases visitor and staff safety by upgrading the building's seismic resiliency to achieve code compliance. It also protects more than 1.4 million visitors and staff from the safety hazards created by spalling concrete and peeling lead paint.

This project also protects a roof-mounted solar array by repairing and strengthening the building's structural system. These solar panels provide a significant portion of the island's power needs, reducing demand on diesel fuel powered electrical generators.

**Investment Strategy (IS):**

Over the past 20 years, at least 20 projects—funded by \$50 million dollars from appropriated funds, visitor fees, and donations—have been completed on Alcatraz Island. The effort has rehabilitated historic structures, made landscape improvements, conducted environmental remediation, stabilized cliffs, and upgraded visitor amenities—each of which makes the park safer and less expensive to maintain. A primary focus of the effort has been seismic stabilization of structures; these investments protect the park's resources and provide critical safety for visitors and staff. The NPS's efforts have generated considerable enthusiasm from donors, who recognize the benefits of the projects and have provided additional resources to accomplish work. Alcatraz Island's concession operations, which rely on the structures being open for visitor enjoyment, generate roughly \$10 million per year in franchise fees (during normal visitation patterns) that support operations and investments in the ongoing repair and maintenance of island facilities.

After completion, the facilities and systems addressed by this project should not require major rehabilitation or replacement for the next 75-100 years.

**Consequences of Failure to Act (CFA):**

The Main Prison Building is an important public interpretation site and houses highly-visited park programs that are imminently threatened by the deteriorated condition of the structure. This visitor experience will need to be suspended if critical structural deficiencies are not resolved. If no further actions are taken to complete these structural system repairs and upgrades, recent preservation improvements could be in jeopardy of damage and failure from seismic events.

The Main Prison Building is the location for frequent film shoots and private events. Failure to complete this project would interrupt safe continuation of these commercial and recreational uses that annually provide \$150,000 in park revenue.

**Ranking Categories:**

Category	Percent	Score
FCI Rating:	n/a	0.87
API Rating:	n/a	100.00
API/FCI Score:	(40%)	32.00
SB Score:	(20%)	20.00
IS Score:	(20%)	20.00
CFA Score:	(20%)	14.50
<b>Total Score:</b>	<b>(100%)</b>	<b>86.50</b>

Combined ranking factors = (0.40 x API/FCI score) + (0.20 x SB score) + (0.20 x IS score) + (0.20 x CFA score)

**Capital Asset Planning**

Capital Plan Business Case Required: Yes

VE Study: Scheduled 04/2022 Completed N/A

**Project Costs and Status****Project Cost Estimate (this PDS):**

Activity	Dollars in thousands	Percent
Maintenance/Repair Work:	\$ 53,488	84
Capital Improvement Work:	\$ 10,096	16
Total:	\$ 63,584	100

**Project Funding History (entire project):**

History	Dollars in thousands
Funded to Date:	\$ 11,855
FY 2023 Legacy Restoration Fund Funding (this PDS):	\$ 63,584
Future Funding to Complete Project:	\$ 0
Total:	\$ 75,439

**Class of Estimate: C**

Estimate Escalated to: FY 2023/Q1

**Planning and Design Funds (dollars in thousands):**

LRF Planning Funds Received:	\$ 6,466
LRF Design Funds Received:	\$ 5,389
Planning Funds Received from Other Fund Sources:	\$ 0
Design Funds Received from Other Fund Sources:	\$ 0

**Major Milestones**

Construction Award/Start

- Scheduled: FY 2023/Q4



- Actual: N/A
- Project Complete
- Scheduled: FY 2025/Q4
  - Actual: N/A

**Project Data Sheet**

Prepared/Last Updated: 03/2022

DOI Approved: YES

---

**Annual Operations & Maintenance Costs \$**

Current: \$530,007  
Projected: \$490,110  
Net Change: -\$39,897

**NATIONAL PARK SERVICE  
Project Data Sheet**

Total Project Score/Ranking: 77.00  
Planned Funding FY 2023: \$33,630,000  
Funding Source: Legacy Restoration Fund

**Project Identification**

Project Title: Rehabilitate Old Faithful Wastewater Collection and Treatment System  
Project Number: GAOA ID #N112; NPS PMIS #318713  
Unit/Facility Name: Yellowstone National Park  
Region/Area/District: Upper Colorado Basin  
Congressional District: WYAL  
State: WY

**Project Justification**

DOI Asset Code	FRPP Unique Id#	API:	FCI-Before:
35500200	10475	100	0.79
35500200	10474	100	0.69
40710900	4278	100	0.96

**Project Description:**

This project includes rehabilitation or replacement of the Old Faithful wastewater treatment plant (WWTP) including replacement of pumps and controls, as well as correcting deficiencies associated with a network of deteriorated sewer collection lines. The WWTP provides critical support of visitor enjoyment and resource protection at one of the park's most popular destinations.

Components of an undersized septage receiving system will be replaced and upgraded, and the supervisory control and data acquisition (SCADA) system will be upgraded to allow for remote monitoring and control of the WWTP. Deteriorated sewage lift stations will be replaced or rehabilitated with new mechanical and electrical components. Failing sewer collection lines and their related components will be evaluated through video inspection and repaired or replaced as appropriate. Methods such as pipe bursting will be considered to minimize ground disturbance.

**Scope of Benefits (SB):**

The Old Faithful Geyser Basin is the main attraction for Yellowstone's four million annual visitors. This project will protect and improve the health and safety of park visitors as well as the area's natural resources and improve the wastewater system's condition rating from poor to good.

**Investment Strategy (IS):**

Completion of this project will improve the reliability and capacity of a critical utility system at Old Faithful. Facility operation and maintenance will become more efficient and less costly because this project addresses deficiencies that frequently require unscheduled emergency maintenance work. The SCADA system will allow for remote monitoring and control of the system's equipment, reducing the frequent need for staff to travel to the site to visually confirm system performance. These system upgrades will provide utility operators with more time to complete preventative maintenance projects, reducing the rate of system degradation in the future.

After project completion, the facilities and systems addressed by this project should not require major rehabilitation or replacement for the next 40 years.

**Consequences of Failure to Act (CFA):**

Failure to address critical system deficiencies associated with this facility could result in inadequately treated wastewater or a sewage spill that could contaminate groundwater or nearby surface waters of the environmentally sensitive geyser basin and nearby Firehole River. Investing in these facility improvements could help avoid a major

wastewater system failure at the most heavily visited area of the park, which would impact park visitors and concessioners.

**Ranking Categories:**

Category	Percent	Score
FCI Rating:	n/a	0.82
API Rating:	n/a	100.00
API/FCI Score:	(40%)	40.00
SB Score:	(20%)	16.51
IS Score:	(20%)	18.87
CFA Score:	(20%)	1.62
<b>Total Score:</b>	<b>(100%)</b>	<b>77.00</b>

Combined ranking factors = (0.40 x API/FCI score) + (0.20 x SB score) + (0.20 x IS score) + (0.20 x CFA score)

**Capital Asset Planning**

Capital Plan Business Case Required: Yes

VE Study: Scheduled 01/2023 Completed N/A

**Project Costs and Status**

**Project Cost Estimate (this PDS):**

Activity	Dollars in thousands	Percent
Maintenance/Repair Work:	\$ 25,526	76
Capital Improvement Work:	\$ 8,104	24
Total:	\$ 33,630	100

**Project Funding History (entire project):**

History	Dollars in thousands
Funded to Date:	\$ 6,270
FY 2023 Legacy Restoration Fund Funding (this PDS):	\$ 33,630
Future Funding to Complete Project:	\$ 0
Total:	\$ 39,900

**Class of Estimate: C**

Estimate Escalated to: FY 2023/Q1

**Planning and Design Funds (dollars in thousands):**

LRF Planning Funds Received:	\$ 3,420
LRF Design Funds Received:	\$ 2,850
Planning Funds Received from Other Fund Sources:	\$ 0
Design Funds Received from Other Fund Sources:	\$ 0

**Major Milestones**

Construction Award/Start

- Scheduled: FY 2023/Q4
- Actual: N/A

Project Complete

- Scheduled: FY 2026/Q1
- Actual: N/A

**Project Data Sheet**

Prepared/Last Updated: 03/2022

DOI Approved: YES

**Annual Operations & Maintenance Costs \$**

Current: \$755,000

Projected: \$680,000

Net Change: -\$75,000

**NATIONAL PARK SERVICE  
Project Data Sheet**

Total Project Score/Ranking: 68.61  
 Planned Funding FY 2021: \$20,223,000  
 Planned Funding FY 2023: \$61,140,000  
 Funding Source: Legacy Restoration Fund

**Project Identification**

Project Title: Rehabilitate the North Rim and Roaring Springs Utility Systems – Phase I  
 Project Number: DOI ID# N109; NPS PMIS# 318719  
 Unit/Facility Name: Grand Canyon National Park  
 Region/Area/District: Lower Colorado Basin  
 Congressional District: AZ01  
 State: AZ

**Project Justification**

DOI Asset Code	FRPP Unique Id#	API:	FCI-Before:
40710300	99678	77	0.47
40710900	72271	70	0.97
40711200	79838	57	1.00
40711200	81703	47	0.54
40711200	107900	59	0.69

**Project Description:**

This project rehabilitates, repairs, and replaces deteriorated elements of the North Rim & Roaring Springs utility systems. Most of the system components have exceeded their expected lifecycle and upgrades will be made as required for code compliance and environmental protection standards. This project is delineated by two sequenced phases. Phase I focuses primarily on water systems; Phase II focuses primarily on wastewater systems.

Phase I will rehabilitate the North Rim water system including source, treatment, distribution, storage, power and supervisory control and data acquisition (SCADA) system, their associated support structures, and connections to park facilities. Meters will be installed to accurately measure consumption, monitor system performance, and recover utility fees from partners and concessioners who utilize the systems. Backup generators and fuel storage will be provided where necessary to ensure critical equipment remains operational during power outages.

**Scope of Benefits (SB):**

Roaring Springs, the current source of the North Rim's water supply, is predicted to diminish over the next 50 years as late winter snowfall transitions to rain. A rehabilitated North Rim water system will eliminate significant water loss from failing distribution lines, decreasing water diversion from Roaring Springs. The resulting reduction in water consumption will enhance nearby native plant communities and wildlife habitat.

**Investment Strategy (IS):**

Completion of this work will provide reliable utility infrastructure that will allow park facilities to operate consistently and reduce the risk of freezing water supply lines in early and late season.

After project completion, the facilities and systems addressed by this project should not require major rehabilitation or replacement for the next 30-40 years.

**Consequences of Failure to Act (CFA):**

The power and water systems located at the North Rim are essential to reliable facility operations. Due to the age and deteriorated condition of these utilities, frequent power outages and waterline failures have occurred over the last few years. Critical system components are in an advanced state of deterioration which will continue to accelerate over time. Failure to complete the project may result in long-term outages, forcing the park to limit

operations at the North Rim. The water system has received formal notices of violations and has operated under increased monitoring by the Arizona Department of Environmental Quality (permitting agency). Systems are at risk of falling below permissible performance criteria, which would trigger a shut down that will significantly reduce visitor services.

**Ranking Categories:**

Category	Percent	Score
FCI Rating:	n/a	0.38
API Rating:	n/a	62.00
API/FCI Score:	(40%)	40.00
SB Score:	(20%)	9.41
IS Score:	(20%)	19.14
CFA Score:	(20%)	0.06
<b>Total Score:</b>	<b>(100%)</b>	<b>68.61</b>

Combined ranking factors = (0.40 x API/FCI score) + (0.20 x SB score) + (0.20 x IS score) + (0.20 x CFA score)

**Capital Asset Planning**

Capital Plan Business Case Required: Yes

VE Study: Scheduled 01/2023 Completed N/A

**Project Costs and Status**

**Project Cost Estimate (this PDS):**

Activity	Dollars in thousands	Percent
Maintenance/Repair Work:	\$ 71,975	88
Capital Improvement Work:	\$ 9,388	12
Total:	\$ 81,363	100

**Project Funding History (entire project):**

History	Dollars in thousands
Funded to Date:	\$ 25,563
FY 2021 Legacy Restoration Fund Funding:	\$ 20,223
FY 2023 Legacy Restoration Fund Funding (this PDS):	\$ 61,140
Future Funding to Complete Project:	\$ 55,748
Total:	\$ 162,674

**Class of Estimate: C**

Estimate Escalated to: FY 2023/Q1

**Planning and Design Funds (dollars in thousands):**

LRF Planning Funds Received:	\$ 13,944
LRF Design Funds Received:	\$ 11,619
Planning Funds Received from Other Fund Sources:	\$ 0
Design Funds Received from Other Fund Sources:	\$ 0

**Major Milestones**

Construction Award/Start

- Scheduled: FY 2023/Q4
- Actual: N/A

Project Complete

- Scheduled: FY 2027/Q1
- Actual: N/A

**Project Data Sheet**

Prepared/Last Updated: 03/2022

DOI Approved: YES

---

**Annual Operations & Maintenance Costs \$**

Current: \$3,522,880

Projected: \$3,170,700

Net Change: -\$352,180

**NATIONAL PARK SERVICE  
Project Data Sheet**

Total Project Score/Ranking: 68.00  
Planned Funding FY 2023: \$34,150,000  
Funding Source: Legacy Restoration Fund

**Project Identification**

Project Title: Rehabilitate Deteriorated and Failing Mission-Critical Utility System Infrastructure – Phase I  
Project Number: GAOA ID #N111; NPS PMIS #318738  
Unit/Facility Name: Gateway National Recreation Area  
Region/Area/District: North Atlantic - Appalachian  
Congressional District: NY11  
State: NY

**Project Justification**

DOI Asset Code	FRPP Unique Id#	API:	FCI-Before:
0	115942	55	0.00
40710300	28291	55	1.00
40710900	108229	59	1.00
40710900	108232	59	0.25
40711200	81609	73	1.00

**Project Description:**

This project includes rehabilitation of critical water, wastewater, stormwater, and electrical utility systems at multiple park locations within the Gateway National Recreation Area (NRA). Phase I includes repairing or replacing the infrastructure of the water, wastewater and storm water systems at Fort Wadsworth on Staten Island, as well as the underground relocation of electric power transmission lines and ancillary equipment at Sandy Hook. Phase II addresses the electrical distribution system at Fort Tilden in Jamaica Bay.

**Scope of Benefits (SB):**

Repairs and upgrades of the water, wastewater, and electrical utilities will protect against the unanticipated shutdown of programming for numerous youth activities that currently take place within the park. This project places electrical service equipment at higher elevations to protect against storm surges and flooding. Reliable and safe utility services will provide consistent and dependable recreational opportunities to underserved communities in and around the Rockaway Peninsula.

**Investment Strategy (IS):**

Improvement of the utility systems can be leveraged to support current leasing negotiations, decreasing financial barriers and encouraging organizations to enter new leasing agreements with the park, and increasing leasing opportunities for adaptive reuse of historic structures which will preserve park assets while reducing the park's reliance on appropriated funds to cover operational costs and maintenance expenses. The park will meter utility consumption and recover utility costs from building occupants.

After project completion, the facilities and systems addressed by this project should not require major rehabilitation or replacement for the next 50 years.

**Consequences of Failure to Act (CFA):**

Without action, many components of these systems have exceeded their expected life cycle. Failure to address the deferred maintenance issues associated with these utilities could result in continued service interruptions due to unexpected equipment failures. High voltage electrical equipment would remain susceptible to water intrusion from storm surges and associated flooding. The park would continue to expend operational funding to address



unscheduled service interruptions, and the impacts of these outages would continue to impact the business activities of park partners and lessees.

**Ranking Categories:**

Category	Percent	Score
FCI Rating:	n/a	0.42
API Rating:	n/a	60.20
API/FCI Score:	(40%)	38.46
SB Score:	(20%)	7.01
IS Score:	(20%)	19.84
CFA Score:	(20%)	2.69
<b>Total Score:</b>	<b>(100%)</b>	<b>68.00</b>

Combined ranking factors = (0.40 x API/FCI score) + (0.20 x SB score) + (0.20 x IS score) + (0.20 x CFA score)

**Capital Asset Planning**

Capital Plan Business Case Required: Yes

VE Study: Scheduled 11/2022 Completed N/A

**Project Costs and Status**

**Project Cost Estimate (this PDS):**

Activity	Dollars in thousands	Percent
Maintenance/Repair Work:	\$ 25,577	75
Capital Improvement Work:	\$ 8,573	25
Total:	\$ 34,150	100

**Project Funding History (entire project):**

History	Dollars in thousands
Funded to Date:	\$ 8,690
FY 2023 Legacy Restoration Fund Funding (this PDS):	\$ 34,150
Future Funding to Complete Project:	\$ 12,460
Total:	\$ 55,300

**Class of Estimate: C**

Estimate Escalated to: FY 2023/Q1

**Planning and Design Funds (dollars in thousands):**

LRF Planning Funds Received:	\$ 4,740
LRF Design Funds Received:	\$ 3,950
Planning Funds Received from Other Fund Sources:	\$ 0
Design Funds Received from Other Fund Sources:	\$ 0

**Major Milestones**

Construction Award/Start

- Scheduled: FY 2023/Q4
- Actual: N/A

Project Complete

- Scheduled: FY 2026/Q1
- Actual: N/A

**Project Data Sheet**

Prepared/Last Updated: 03/2022

DOI Approved: YES

**Annual Operations & Maintenance Costs \$**

Current: \$1,268,973

Projected: \$1,268,973

Net Change: \$0

**NATIONAL PARK SERVICE  
Project Data Sheet**

Total Project Score/Ranking: 93.60  
Planned Funding FY 2023: \$4,504,000  
Funding Source: Legacy Restoration Fund

**Project Identification**

Project Title: Rehabilitate Deteriorated Wastewater Collection and Water Distribution Systems  
Project Number: GOAA ID #N118; NPS PMIS #316191  
Unit/Facility Name: Great Basin National Park  
Region/Area/District: California – Great Basin  
Congressional District: NV04  
State: NV

**Project Justification**

DOI Asset Code	FRPP Unique Id#	API:	FCI-Before:
40710300	77555	77	0.37
40710900	77559	88	0.91

**Project Description:**

This project will replace or rehabilitate the deteriorated wastewater collection system and the failing Cave Springs water distribution system at Great Basin National Park. These systems provide critical infrastructure to the Lehman Caves Visitor Center, concession café, and public dump station. These systems also serve the park's housing area, and the administrative buildings for maintenance, law enforcement, fees and interpretation, and administrative support services.

These systems are an essential component of park operation. Both systems were built in the 1960's and have far exceeded their life cycle. Water and wastewater lines—and associated water and wastewater distribution/collection infrastructure—will be replaced between the storage/treatment plant and park facilities. This is the park's only source of potable water and provides capacity for structural fire suppression.

**Scope of Benefits (SB):**

More than 150,000 annual visitors utilize services that are dependent upon the wastewater system including the Lehman Caves Visitor Center and administrative building, concession-operated café, gift shop, housing area, facility maintenance, and law enforcement workspaces. These facilities provide a fully accessible visitor experience of the natural and cultural resources unique to Great Basin National Park.

This project provides water from Cave Springs for visitor and administrative use and addresses deferred maintenance associated with the existing water distribution system. The project will ensure domestic water quality remains in compliance with Nevada Division of Environmental Protection water quality standards.

**Investment Strategy (IS):**

Replacing old and deteriorating water and wastewater collection lines will reduce operational and maintenance costs associated with unscheduled and emergency repairs however, the actual costs of routine O&M will not diminish. Investments in the annual cost of operation and maintenance will continue to be required throughout this facility's lifecycle. Completion of this project will also result in measurable savings for the park due to improved operational efficiency, by allowing maintenance staff to redirect their efforts toward operating and maintaining other high priority assets.

After project completion, the facilities and systems addressed by this project should not require major rehabilitation or replacement for the next 30 years.

**Consequences of Failure to Act (CFA):**

Failure to complete this project could result in risks to employee and visitor safety. Failure of the wastewater pipelines could result in seepage of untreated wastewater, potentially contaminating nearby soil and groundwater. The poor condition of the Cave Springs Water Distribution System pipes could eventually impact drinking water quality and require more costly repairs, increasing the park's deferred maintenance and operational costs.

**Ranking Categories:**

Category	Percent	Score
FCI Rating:	n/a	0.47
API Rating:	n/a	82.50
API/FCI Score:	(40%)	40.00
SB Score:	(20%)	13.60
IS Score:	(20%)	20.00
CFA Score:	(20%)	20.00
<b>Total Score:</b>	<b>(100%)</b>	<b>93.60</b>

Combined ranking factors = (0.40 x API/FCI score) + (0.20 x SB score) + (0.20 x IS score) + (0.20 x CFA score)

**Capital Asset Planning**

Capital Plan Business Case Required: Yes

VE Study: Scheduled 10/2022 Completed N/A

**Project Costs and Status****Project Cost Estimate (this PDS):**

Activity	Dollars in thousands	Percent
Maintenance/Repair Work:	\$ 4,504	100
Capital Improvement Work:	\$ 0	0
Total:	\$ 4,504	100

**Project Funding History (entire project):**

History	Dollars in thousands
Funded to Date:	\$ 840
FY 2023 Legacy Restoration Fund Funding (this PDS):	\$ 4,504
Future Funding to Complete Project:	\$ 0
Total:	\$ 5,344

**Class of Estimate: C**

Estimate Escalated to: FY 2023/Q1

**Planning and Design Funds (dollars in thousands):**

LRF Planning Funds Received:	\$ 458
LRF Design Funds Received:	\$ 382
Planning Funds Received from Other Fund Sources:	\$ 0
Design Funds Received from Other Fund Sources:	\$ 0

**Major Milestones**

Construction Award/Start

- Scheduled: FY 2023/Q4
- Actual: N/A

Project Complete

- Scheduled: FY 2025/Q4
- Actual: N/A

**Project Data Sheet**

Prepared/Last Updated: 03/2022

DOI Approved: YES

---

**Annual Operations & Maintenance Costs \$**

Current: \$265,462

Projected: \$265,462

Net Change: \$0

**NATIONAL PARK SERVICE  
Project Data Sheet**

Total Project Score/Ranking: 52.10  
Planned Funding FY 2023: \$4,778,000  
Funding Source: Legacy Restoration Fund

**Project Identification**

Project Title: Replace Cinnamon Bay Wastewater Treatment Plant and Trunk Bay Reverse Osmosis Plant  
Project Number: GAOA ID #N119; NPS PMIS #201188  
Unit/Facility Name: Virgin Islands National Park  
Region/Area/District: South Atlantic - Gulf  
Congressional District: VIAL  
State: VI

**Project Justification**

DOI Asset Code	FRPP Unique Id#	API:	FCI-Before:
00000000	252924	55	0.00
00000000	252925	55	0.00
35500400	33490	55	1.00
40710300	33353	55	0.60
40710900	33532	78	0.45

**Project Description:**

This project includes installation of a wastewater treatment facility at Cinnamon Bay. The existing plant treats wastewater generated at the campground and restaurant complex and recycles the treated effluent for use as toilet flushing water at the bathhouses. The plant will be designed to include system controls that will allow for automation, as well as remote monitoring and operation. The park operates the water and sewage treatment plants for the concessionaire and partners through reimbursable utility agreements.

This project also includes modification to the reverse osmosis water treatment plant at Trunk Bay. It involves removal of defective and deteriorated equipment, replacement of damaged exterior and electrical components, roof replacement, and modification of the existing structure to be more resilient to extreme weather events.

**Scope of Benefits (SB):**

Upon completion of this project, the park will have a new wastewater treatment plant at Cinnamon Bay, as well as the rebuilt and modified reverse osmosis plant at Trunk Bay. The combination of these investments will allow park visitors and local businesses to access these water and wastewater treatment utilities. Demolition and replacement of the deteriorated Trunk Bay plant building will eliminate a significant amount of deferred maintenance.

**Investment Strategy (IS):**

These amenities are needed in order to provide potable water as well as wastewater treatment. Rebuilding these facilities will support park activities, such as allowing fee collection to resume at Trunk Bay. Building the replacement structure above the floodplain will also extend the lifecycle of system components and protect them from storms and environmental elements. After project completion, the facilities and systems addressed by this project should not require major rehabilitation or replacement for the next 30 years.

**Consequences of Failure to Act (CFA):**

Without action, the local economy will continue to falter due to the lack of potable water at Trunk Bay. Visitors and campers will not have access to park amenities at Cinnamon Bay.

**Ranking Categories:**

<b>Category</b>	<b>Percent</b>	<b>Score</b>
FCI Rating:	n/a	0.54
API Rating:	n/a	59.60
API/FCI Score:	(40%)	29.47
SB Score:	(20%)	8.40
IS Score:	(20%)	13.31
CFA Score:	(20%)	0.92
<b>Total Score:</b>	<b>(100%)</b>	<b>52.10</b>

Combined ranking factors = (0.40 x API/FCI score) + (0.20 x SB score) + (0.20 x IS score) + (0.20 x CFA score)

**Capital Asset Planning**

Capital Plan Business Case Required: Yes

VE Study: Scheduled 09/2022 Completed N/A

**Project Costs and Status****Project Cost Estimate (this PDS):**

<b>Activity</b>	<b>Dollars in thousands</b>	<b>Percent</b>
Maintenance/Repair Work:	\$ 1,725	36
Capital Improvement Work:	\$ 3,052	64
Total:	\$ 4,778	100

**Project Funding History (entire project):**

<b>History</b>	<b>Dollars in thousands</b>
Funded to Date:	\$ 1,380
FY 2023 Legacy Restoration Fund Funding (this PDS):	\$ 4,778
Future Funding to Complete Project:	\$ 0
Total:	\$ 6,158

**Class of Estimate: C**

Estimate Escalated to: FY 2023/Q1

**Planning and Design Funds (dollars in thousands):**

LRF Planning Funds Received:	\$ 486
LRF Design Funds Received:	\$ 405
Planning Funds Received from Other Fund Sources:	\$ 489
Design Funds Received from Other Fund Sources:	\$ 0

**Major Milestones**

Construction Award/Start

- Scheduled: FY 2024/Q1
- Actual: N/A

Project Complete

- Scheduled: FY 2025/Q2
- Actual: N/A

**Project Data Sheet**

Prepared/Last Updated: 03/2022

DOI Approved: YES

**Annual Operations & Maintenance Costs \$**

Current: \$69,255

Projected: \$68,839  
Net Change: -\$416



**NATIONAL PARK SERVICE  
Project Data Sheet**

Total Project Score/Ranking: 66.60  
 Planned Funding FY 2023: \$16,729,000  
 Funding Source: Legacy Restoration Fund

**Project Identification**

Project Title: Rehabilitate Historic Bathhouses  
 Project Number: GAOA ID #N115; NPS PMIS #318915  
 Unit/Facility Name: Hot Springs National Park  
 Region/Area/District: Mississippi Basin  
 Congressional District: AR04  
 State: AR

**Project Justification**

DOI Asset Code	FRPP Unique Id#	API:	FCI-Before:
35800800	61295	90	0.79
35800800	61296	90	0.24
35290700	61298	90	0.05
35800800	61299	70	0.70
35291800	61388	50	1.00

**Project Description:**

This project involves strategic rehabilitation of the historic Maurice, Libbey, and Buckstaff Bathhouses to provide opportunities for their adaptive reuse. Numerous critical building systems and features need to be restored, rehabilitated, or replaced after years of decay, particularly in the two facilities that have been vacant for many years (Maurice and Libbey). The goal is to present prospective lessees with safe, appealing facilities while helping to preserve and protect these assets for compatible reuse, including private sector business opportunities that would generate revenue while allowing for public use and enjoyment.

**Scope of Benefits (SB):**

Completion of this project will allow the park to achieve its goal to preserve and protect these significant historic structures while providing economically sustainable adaptive reuse opportunities that allow for public use and enjoyment. Previous leasing plans for the Maurice Bathhouse (the only one on Bathhouse Row that has not been rehabilitated) have generated significant private sector interest, but prospective lessees have cited the high costs of initial repair and restoration as a deterrent. This investment would alleviate those barriers to leasing these buildings. In addition, completing work on the Buckstaff Bathhouse (currently concession-operated) better positions the facility for future concession contracts, potentially increasing future revenue.

**Investment Strategy (IS):**

Rehabilitating and leasing these facilities is expected to provide additional revenue for the park while reducing NPS expenditures for future maintenance, repair, and operation of these assets. It is also expected to leverage partner resources; Friends of Hot Springs National Park has raised funds to offset the cost of rehabilitating the Maurice Bathhouse's Roycroft Room.

After project completion, the facilities and systems addressed by this project should not require major rehabilitation or replacement for the next 40-50 years.

**Consequences of Failure to Act (CFA):**

Failure to implement this project will allow the condition of these historic buildings to continue to decline. The park will not be able to capitalize on the opportunity to preserve and protect these assets. The facilities will also remain non-viable for adaptive reuse.

**Ranking Categories:**

Category	Percent	Score
FCI Rating:	n/a	0.43
API Rating:	n/a	78.00
API/FCI Score:	(40%)	36.82
SB Score:	(20%)	7.71
IS Score:	(20%)	20.00
CFA Score:	(20%)	2.07
<b>Total Score:</b>	<b>(100%)</b>	<b>66.60</b>

Combined ranking factors = (0.40 x API/FCI score) + (0.20 x SB score) + (0.20 x IS score) + (0.20 x CFA score)

**Capital Asset Planning**

Capital Plan Business Case Required: Yes

VE Study: Scheduled 08/2023 Completed N/A

**Project Costs and Status****Project Cost Estimate (this PDS):**

Activity	Dollars in thousands	Percent
Maintenance/Repair Work:	\$ 16,284	97
Capital Improvement Work:	\$ 444	3
Total:	\$ 16,729	100

**Project Funding History (entire project):**

History	Dollars in thousands
Funded to Date:	\$ 3,119
FY 2023 Legacy Restoration Fund (this PDS):	\$ 16,729
Future Funding to Complete Project:	\$ 0
Total:	\$ 19,848

**Class of Estimate: C**

Estimate Escalated to: FY 2023/Q1

**Planning and Design Funds (dollars in thousands):**

LRF Planning Funds Received:	\$ 1,701
LRF Design Funds Received:	\$ 1,418
Planning Funds Received from Other Fund Sources:	\$ 0
Design Funds Received from Other Fund Sources:	\$ 0

**Major Milestones**

Construction Award/Start

- Scheduled: FY 2024/Q1
- Actual: N/A

Project Complete

- Scheduled: FY 2025/Q1
- Actual: N/A

**Project Data Sheet**

Prepared/Last Updated: 03/2022

DOI Approved: YES

---

**Annual Operations & Maintenance Costs \$**

Current: \$473,887

Projected: \$412,530

Net Change: -\$61,357

**NATIONAL PARK SERVICE  
Project Data Sheet**

Total Project Score/Ranking: 55.60  
Planned Funding FY 2023: \$14,812,000  
Funding Source: Legacy Restoration Fund

**Project Identification**

Project Title: Rehabilitate Historic Structures  
Project Number: GAOA ID #N114; NPS PMIS 318674  
Unit/Facility Name: Indiana Dunes National Park  
Region/Area/District: Great Lakes  
Congressional District: IN01  
State: IN

**Project Justification**

DOI Asset Code	FRPP Unique Id#	API:	FCI-Before:
0	251693	73	0.00
35291700	22155	63	1.00
35800800	22120	82	0.71
35800800	22122	82	1.00
35800800	22119	62	1.00
35800800	22121	82	0.42
35800800	44985	73	1.00
35800800	22118	72	1.00
40710300	59118	50	0.00
40750300	59793	85	0.89
40760200	25904	85	1.00

**Project Description:**

This project is focused on rehabilitating many of the park's most significant historic structures at the Bailly Homestead and the Good Fellow Camp, which comprise a majority of the historic district, as well as the House of Tomorrow. These are some of the most popular visitor destinations. Work will include historic rehabilitation, connections to municipal water and wastewater systems, relocating power lines underground, providing code compliant accessibility, and incorporating modern technologies for energy efficiency and sustainability. This historic preservation effort would make these facilities viable for adaptive reuse through leasing.

**Scope of Benefits (SB):**

The Bailly Homestead, the park's only National Historic Landmark, is accessed via one of the most popular trails where visitors can experience 10,000 years of human history. However, the homestead and its outbuildings have been closed to the public for several years due to structural instability. The Bailly Homestead and Good Fellow Camp are important sites for educational programming by park and partner staff with over 15,000 students from diverse communities across the region visiting the park annually. All of the park's historic structures play a role in the interpretive programming, but rehabilitation of these two sites will allow their stories to be conveyed more broadly and effectively. Investing in the House of Tomorrow will complete restoration of the Century of Progress Houses, which are enjoyed by an annual tour that is the most popular visitor event of the year.

**Investment Strategy (IS):**

The end use of these structures will differ, but the planning, design, and construction process of transforming them from distressed buildings to viable opportunities for adaptive, revenue-generating reuse. The rehabilitated structures are intended to be leased or partner occupied, with future operation and maintenance costs borne by lessees or partners. Indiana Landmarks has already demonstrated success with this approach, allowing the park to leverage

both talent and capital from non-Federal sources. Once the buildings are restored and repurposed with economically sustainable uses, the lessee will be responsible for lifecycle operation and maintenance.

**Consequences of Failure to Act (CFA):**

Most of these facilities are currently in an unsafe condition and are closed to public access. The structural integrity of several of these facilities is significantly compromised and if stabilization and rehabilitation work is not completed, they could be lost due to irreparable deterioration. The work described above will provide protection and long-term resiliency to heavy snow loading, rainfall, and wind.

**Ranking Categories:**

Category	Percent	Score
FCI Rating:	n/a	0.67
API Rating:	n/a	73.55
API/FCI Score:	(40%)	17.99
SB Score:	(20%)	13.77
IS Score:	(20%)	20.00
CFA Score:	(20%)	3.84
<b>Total Score:</b>	<b>(100%)</b>	<b>55.60</b>

Combined ranking factors = (0.40 x API/FCI score) + (0.20 x SB score) + (0.20 x IS score) + (0.20 x CFA score)

**Capital Asset Planning**

Capital Plan Business Case Required: Yes

VE Study: Scheduled 08/2022 Completed N/A

**Project Costs and Status**

**Project Cost Estimate (this PDS):**

Activity	Dollars in thousands	Percent
Maintenance/Repair Work:	\$ 11,726	79
Capital Improvement Work:	\$ 3,086	21
Total:	\$ 14,812	100

**Project Funding History (entire project):**

History	Dollars in thousands
Funded to Date:	\$ 2,870
FY 2023 Legacy Restoration Fund Funding (this PDS):	\$ 14,812
Future Funding to Complete Project:	\$ 0
Total:	\$ 17,682

**Class of Estimate: C**

Estimate Escalated to: FY 2023/Q1

**Planning and Design Funds (dollars in thousands):**

LRF Planning Funds Received:	\$ 1,507
LRF Design Funds Received:	\$ 1,255
Planning Funds Received from Other Fund Sources:	\$ 108
Design Funds Received from Other Fund Sources:	\$ 0

**Major Milestones**

Construction Award/Start

- Scheduled: FY 2023/Q4
- Actual: N/A

Project Complete

- Scheduled: FY 2026/Q1
- Actual: N/A

**Project Data Sheet**

Prepared/Last Updated: 03/2022

DOI Approved: YES

---

**Annual Operations & Maintenance Costs \$**

Current: \$124,240

Projected: \$113,112

Net Change: -\$11,128

**NATIONAL PARK SERVICE  
Project Data Sheet**

Total Project Score/Ranking: 75.60  
Planned Funding FY 2023: \$7,451,000  
Funding Source: Legacy Restoration Fund

**Project Identification**

Project Title: Rehabilitate Civil Rights Related Structures Including the Greyhound Bus Depot, Mural Building, and Interior of A. G. Gaston Motel  
Project Number: GAOA ID #N116; NPS PMIS 253825, 316236  
Unit/Facility Name: Freedom Riders National Monument, Birmingham Civil Rights National Monument  
Region/Area/District: South Atlantic - Gulf  
Congressional District: AL03, AL07  
State: AL

**Project Justification**

DOI Asset Code	FRPP Unique Id#	API:	FCI-Before:
0	256289	100	0.62
35290700	249572	93	0.55
40660100	249573	80	0.36

**Project Description:**

This project will rehabilitate the Greyhound Bus Depot and Mural Building in Anniston, Alabama where a small interracial band of “Freedom Riders” challenged discriminatory laws requiring separation of the races in interstate travel. These structures are an integral component of Freedom Riders National Monument and their preservation will allow visitors to learn of the importance of the events that took place there. Rehabilitation work at the Bus Depot will include abatement of hazardous materials, demolition of non-historic elements, replacement of the roof, repair of historic features, and upgrades to the building’s mechanical, electrical, HVAC, and plumbing systems. New fire detection, suppression, alarm, and security systems will also be provided.

Rehabilitation of the Mural Building includes abatement of hazardous materials and upgrades to mechanical, electrical, HVAC, plumbing, and the fire detection and suppression systems. The project scope also includes creation of accessible visitor contact space and restrooms, multi-use space for viewing films, classroom, book sales, employee work areas, and exterior building and site improvements.

This project will also rehabilitate the original 1954 wing of the A.G. Gaston Motel, one of the center points of the Civil Rights Movement, where Martin Luther King Jr. and others planned non-violent protests of the mid-1960’s. The NPS co-manages this property in partnership with the City of Birmingham, which is responsible for the 1962 wing. Work includes restoration of a portion of the original wing to its 1963 period of significance. Areas that will receive treatment include the hotel lobby, a suite above the lobby, and one typical guest room. Additional work will provide Architectural Barriers Act Accessibility Standards (ABAAS)-compliant access to the second floor, create accessible restrooms and exhibit space through reconfiguration of other hotel spaces, mothball some interior spaces, and selective demolition. Building systems including mechanical, electrical, HVAC, plumbing, fire suppression, and alarms will be replaced. Site improvements will also be included.

**Scope of Benefits (SB):**

Restoration of the Bus Depot, Mural Building, and A.G. Gaston Motel provides an excellent opportunity to preserve historic structures unique to the history of the civil rights movement. Benefits include the protection of historic resources, enhanced interpretation of these buildings as they connect to the Freedom Riders and the Birmingham Civil Rights stories, as well as new and engaging visitor experiences.

**Investment Strategy (IS):**

Project work on the Bus Depot and Mural Buildings will restore and preserve significant features, as well as repair and rehabilitate critical systems within these structures. Interior circulation will be improved to better serve visitors and support staff operations.

The City of Birmingham has provided \$10 million to fulfill its obligation to completely renovate the 1968 wing of A.G. Gaston Motel, including work on the building's exterior envelope and roof. The entire historic structure is in immediate need of repair in order to prevent continuing loss of historic fabric. The motel has fallen into disrepair due to heavy use, lack of proper maintenance, and the humid southern climate. In preparation to use the motel as an interpretive site, this extensive renovation is required to restore structural integrity, building system functionality, and historical appearance. Work will include accessible access routes from the motel parking lot to the interior, including improved interior circulation to support visitors and park operations.

After project completion, the facilities and systems addressed by this project should not require major rehabilitation or replacement for the next 25 to 40 years.

**Consequences of Failure to Act (CFA):**

Without project funding, these historic structures will continue to deteriorate and eventually lead to the loss of historic fabric.

**Ranking Categories:**

<b>Category</b>	<b>Percent</b>	<b>Score</b>
FCI Rating:	n/a	0.51
API Rating:	n/a	91.00
API/FCI Score:	(40%)	36.2
SB Score:	(20%)	16.5
IS Score:	(20%)	20.00
CFA Score:	(20%)	2.9
<b>Total Score:</b>	<b>(100%)</b>	<b>75.6</b>

Combined ranking factors = (0.40 x API/FCI score) + (0.20 x SB score) + (0.20 x IS score) + (0.20 x CFA score)

**Capital Asset Planning**

Capital Plan Business Case Required: Yes

VE Study: Scheduled 12/2022 Completed N/A

**Project Costs and Status****Project Cost Estimate (this PDS):**

<b>Activity</b>	<b>Dollars in thousands</b>	<b>Percent</b>
Maintenance/Repair Work:	\$ 7,055	95
Capital Improvement Work:	\$ 396	5
Total:	\$ 7,451	100

**Project Funding History (entire project):**

<b>History</b>	<b>Dollars in thousands</b>
Funded to Date:	\$ 1,389
FY 2023 Legacy Restoration Fund Funding (this PDS):	\$ 7,451
Future Funding to Complete Project:	\$ 0
Total:	\$ 8,840

**Class of Estimate: C**

Estimate Escalated to: FY 2023/Q1



**Planning and Design Funds (dollars in thousands):**

LRF Planning Funds Received:	\$	758
LRF Design Funds Received:	\$	631
Planning Funds Received from Other Fund Sources:	\$	0
Design Funds Received from Other Fund Sources:	\$	0

**Major Milestones**

Construction Award/Start

- Scheduled: FY 2023/Q4
- Actual: N/A

Project Complete

- Scheduled: FY 2025/Q3
- Actual: N/A

**Project Data Sheet**

Prepared/Last Updated: 03/2022

DOI Approved: YES

---

**Annual Operations & Maintenance Costs \$**

Current: \$68,913  
Projected: \$61,932  
Net Change: -\$6,981

**NATIONAL PARK SERVICE  
Project Data Sheet**

Total Project Score/Ranking: 94.30  
Planned Funding FY 2023: \$14,982,000  
Funding Source: Legacy Restoration Fund

**Project Identification**

Project Title: Rehabilitate the Clara Barton National Historic Site  
Project Number: DOI ID #108; NPS PMIS #312325  
Unit/Facility Name: Clara Barton National Historic Site  
Region/Area/District: North Atlantic - Appalachian  
Congressional District: MD08  
State: MD

**Project Justification**

DOI Asset Code	FRPP Unique Id#	API:	FCI-Before:
35290100	27173	100	0.59
35500200	27174	63	0.48
40750300	27175	53	0.26

**Project Description:**

This project rehabilitates the Clara Barton House, a National Historic Landmark built in 1891. Exterior repairs include replacing siding, abating lead-based paint, installing new insulation and vapor barrier, refurbishing wood windows, and repairing the roof. Structural repairs include removing temporary shoring, stabilizing the second and third floors, and replacing the third floor balcony. The front porch and appearance will be restored and upgraded for accessibility, and an accessible route will connect the parking lot to building entrances. An accessible bathroom will be provided. Interior work will include repairs to floors, walls, and ceilings. The heating, ventilation, and air conditioning (HVAC) equipment will be replaced with units sized for improved efficacy and efficiency. The electrical and plumbing systems and associated components will be rehabilitated or replaced and upgraded to meet anticipated demand. Fire and life safety code deficiencies will be addressed.

**Scope of Benefits (SB):**

This project aligns with park plans, reports, and foundation documents. Deferred maintenance, code deficiencies, and accessibility standards will be addressed, making the building safer and more accessible. The mechanical heating and cooling systems will be more efficient, and the building envelope will be repaired and improved.

**Investment Strategy (IS):**

Rehabilitation of the Clara Barton House will address critical deficiencies on a significant historic structure, which will better meet the needs of visitors and staff. The park is actively engaged in pursuing expanded partnership opportunities for adaptive reuse. Following project completion, visitors, partners, and park staff will have the ability to safely occupy the building.

After project completion, the facilities and systems addressed by this project should not require major rehabilitation or replacement for the next 25-50 years.

**Consequences of Failure to Act (CFA):**

Public visitation to Clara Barton House will remain at restricted levels due to safety concerns. Failing and outdated building systems will not function effectively, while accessibility and code deficiencies will remain unresolved. The historic fabric will continue to degrade, and permanent loss of significant historic features and functionality could result. Further water infiltration is likely to accelerate damage to interior materials and structural components if building envelope deficiencies are not resolved.

**Ranking Categories:**

<b>Category</b>	<b>Percent</b>	<b>Score</b>
FCI Rating:	n/a	0.60
API Rating:	n/a	72.00
API/FCI Score:	(40%)	39.48
SB Score:	(20%)	20.00
IS Score:	(20%)	20.00
CFA Score:	(20%)	14.82
<b>Total Score:</b>	<b>(100%)</b>	<b>94.30</b>

Combined ranking factors = (0.40 x API/FCI score) + (0.20 x SB score) + (0.20 x IS score) + (0.20 x CFA score)

**Capital Asset Planning**

Capital Plan Business Case Required: Yes

VE Study: Scheduled 08/2022 Completed N/A

**Project Costs and Status****Project Cost Estimate (this PDS):**

<b>Activity</b>	<b>Dollars in thousands</b>	<b>Percent</b>
Maintenance/Repair Work:	\$ 13,349	89
Capital Improvement Work:	\$ 1,633	11
Total:	\$ 14,982	100

**Project Funding History (entire project):**

<b>History</b>	<b>Dollars in thousands</b>
Funded to Date:	\$ 2,793
FY 2023 Legacy Restoration Fund Funding (this PDS):	\$ 14,982
Future Funding to Complete Project:	\$ 0
Total:	\$ 17,775

**Class of Estimate: C**

Estimate Escalated to: FY 2023/Q1

**Planning and Design Funds (dollars in thousands):**

LRF Planning Funds Received:	\$ 1,523
LRF Design Funds Received:	\$ 1,270
Planning Funds Received from Other Fund Sources:	\$ 0
Design Funds Received from Other Fund Sources:	\$ 0

**Major Milestones**

Construction Award/Start

- Scheduled: FY 2023/Q4
- Actual: N/A

Project Complete

- Scheduled: FY 2026/Q1
- Actual: N/A

**Project Data Sheet**

Prepared/Last Updated: 03/2022

DOI Approved: YES

**Annual Operations & Maintenance Costs \$**

Current: \$71,506  
Projected: \$64,484  
Net Change: -\$7,022

**NATIONAL PARK SERVICE  
Project Data Sheet**

Total Project Score/Ranking: 51.1  
Planned Funding FY 2023: \$9,932,000  
Funding Source: Legacy Restoration Fund

**Project Identification**

Project Title: Rehabilitate Operational Buildings at Idaho Parks  
Project Number: GAOA ID #N117; NPS PMIS #323904, 314578, 314972  
Unit/Facility Name: Craters of the Moon National Monument and Preserve, Hagerman Fossil Beds National Monument, Minidoka National Historical Site  
Region/Area/District: Columbia – Pacific Northwest  
Congressional District: ID02  
State: ID

**Project Justification**

DOI Asset Code	FRPP Unique Id#	API:	FCI-Before:
0	254662	30	0.00
35410500	105500	46	0.62
35600100	69428	63	0.895
40660100	98509	60	1.00
40710300	71033	65	0.00
40760200	98500	20	0.00
0	256307	20	0.00
35600100	246054	42	0.26
40710300	70339	65	0.00
40710300	256290	20	0.800
35410500	236076	52	0.838
40760200	228674	76	0.70

**Project Description:**

This project will address facility deficiencies at Craters of the Moon National Monument and Preserve, Hagerman Fossil Beds National Monument, and Minidoka National Historic Site.

The project scope at Craters of the Moon includes rehabilitation of the park's historic Mission 66 maintenance building, a contributing feature to the park's Historic District. Work will involve repairs and improvements to the building envelope, installation of code-compliant and energy-efficient utilities, updates to the fire suppression system to meet life safety codes, and reconfiguration of the floorplan create an accessible restroom and improved staff workspaces. A new vehicle wash bay will be constructed nearby to house and maintain snow removal equipment that does not fit in the current building. The Equipment and Dry Storage building will be improved with a code compliant fire suppression system.

This project will also install a fire suppression system in Hagerman Fossil Bed's Maintenance Shop and Paleontology Laboratory building, where the use of air tools for fossil preparation results in fire hazards related to volatile organic compounds and fine dust. In order to meet life safety requirements, this new installation will upgrade the existing smoke detection and alarm system, and expand the fire suppression system including a new water storage tank, water lines, fire pumps, controls, and other associated system components.

In addition, this project will rehabilitate a non-historic structure within Minidoka to serve as a maintenance and resource management facility with a carpentry shop, equipment repair bays, offices, and workspaces for park staff. The facility will be improved to meet seismic requirements, upgraded to achieve increased thermal efficiency, connected to updated water and wastewater systems, and equipped with a new fire suppression system and woodworking dust control system.

**Scope of Benefits (SB):**

Rehabilitation of the maintenance building at Craters of the Moon will address several critical code deficiencies and safety issues including accessibility, electrical code compliance, and structural fire safety. The project will allow for reconfiguration of interior spaces to meet the growing demands of increased visitation on park programs.

Operational costs will be reduced through increased energy efficiency while improved building insulation, heating, ventilation, and lighting systems will improve employee comfort and morale. The new vehicle wash bay will include heated space to store and maintain snow removal equipment in the winter, providing safe work areas for park maintenance staff and prolonging equipment life. This project will rehabilitate an historic asset and improve park operations.

The Paleontology Laboratory and Maintenance Facility at Hagerman Fossil Beds will be improved with a code-compliant fire suppression system that will increase staff safety and protect park resources.

The maintenance and resource management facilities at Minidoka will support park operations with safe, code-compliant workspaces, allowing park staff to better serve visitors and partners.

After project completion, the facilities and systems addressed by this project should not require major rehabilitation or replacement for the next 15 to 40 years.

**Investment Strategy (IS):**

The work at Craters of the Moon addresses deferred maintenance and rehabilitates a historic asset while improving year-round operations that serve 275,000 visitors, annually. All park divisions and the park's cooperating association work or store equipment and materials in the building and are affected by the facility's crowded and deteriorating condition.

Installing automatic fire suppression coverage for Hagerman Fossil Beds paleontology laboratory and maintenance facility spaces will provide safe workplaces for park employees (life/health/safety) and protect park assets. The cost to complete the project is far outweighed by a structural fire's potential disruption to park operations and loss of irreplaceable resources fundamental to the park's mission.

The long overdue rehabilitation proposed at Minidoka will significantly improve occupational safety and allow staff to focus on maintaining the park's cultural resources instead of struggling in workspaces with leaks, rodents, temperature extremes, and inadequate space for equipment. These occupational safety improvements will support the workforce, reduce staff turnover, and enable crews to work more effectively by facilitating cross-divisional project collaboration and equipment sharing.

**Consequences of Failure to Act (CFA):**

The consequences of failure to act at Craters of the Moon include continued safety risks associated with failing infrastructure and inadequate workspaces. Snow removal equipment would continue to be stored outdoors and heavy equipment mechanics would continue to make snow removal vehicle repairs in harsh winter weather conditions, impacting staff safety and their ability to maintain visitor and employee access to the park. The facility would continue to deteriorate and long-term maintenance costs would increase.

Failure to install a fire protection system at Hagerman Fossil Beds' facility could result in the loss of high priority assets and collections in the event of a structural fire. One-of-a-kind fossil specimens could be irreparably damaged or lost.

Failure to resolve facility deficiencies at Minidoka will have adverse effects that include prolonging existing operational inefficiencies where maintenance staff are slowed and inhibited from completing mission-critical work by their own deteriorating workplace, diminishing employee morale, and worsening workplace safety concerns. Comprehensive rehabilitation work is only feasible when implemented as a single-phased project, minimizing operational disruption and maximizing the efficiency of contracted construction activity.

**Ranking Categories:**

Category	Percent	Score
FCI Rating:	n/a	0.37

Category	Percent	Score
API Rating:	n/a	46.58
API/FCI Score:	(40%)	33.4
SB Score:	(20%)	1.3
IS Score:	(20%)	15.2
CFA Score:	(20%)	1.2
<b>Total Score:</b>	<b>(100%)</b>	<b>51.1</b>

Combined ranking factors = (0.40 x API/FCI score) + (0.20 x SB score) + (0.20 x IS score) + (0.20 x CFA score)

### **Capital Asset Planning**

Capital Plan Business Case Required: Yes

VE Study: Scheduled 05/2022 Completed N/A

### **Project Costs and Status**

#### **Project Cost Estimate (this PDS):**

Activity	Dollars in thousands	Percent
Maintenance/Repair Work:	\$ 6,473	65
Capital Improvement Work:	\$ 3,459	35
Total:	\$ 9,932	100

#### **Project Funding History (entire project):**

History	Dollars in thousands
Funded to Date:	\$ 1,852
FY 2023 Legacy Restoration Fund Funding (this PDS):	\$ 9,932
Future Funding to Complete Project:	\$ 0
Total:	\$ 11,784

#### **Class of Estimate: C**

Estimate Escalated to: FY 2023/Q1

#### **Planning and Design Funds (dollars in thousands):**

LRF Planning Funds Received:	\$ 1,010
LRF Design Funds Received:	\$ 842
Planning Funds Received from Other Fund Sources:	\$ 0
Design Funds Received from Other Fund Sources:	\$ 0

#### **Major Milestones**

Construction Award/Start

- Scheduled: FY 2023/Q4
- Actual: N/A

Project Complete

- Scheduled: FY 2025/Q4
- Actual: N/A

#### **Project Data Sheet**

Prepared/Last Updated: 03/2022

DOI Approved: YES

### **Annual Operations & Maintenance Costs \$**

Current: \$147,805

Projected: \$140,542

Net Change: -\$7,263

**NATIONAL PARK SERVICE  
Project Data Sheet**

Total Project Score/Ranking: 71.00  
Planned Funding FY 2023: \$36,628,000  
Funding Source: Legacy Restoration Fund

**Project Identification**

Project Title: Rehabilitate Building 107 and Demolish Hoosac Stores Warehouse Building – Phase I  
Project Number: GAOA ID #N113; NPS PMIS #318750  
Unit/Facility Name: Boston National Historical Park  
Region/Area/District: North Atlantic - Appalachian  
Congressional District: MA07  
State: MA

**Project Justification**

DOI Asset Code	FRPP Unique Id#	API:	FCI-Before:
35410700	60351	40	1.00
35600100	60342	82	0.54

**Project Description:**

This project will rehabilitate Building 107, its immediate surroundings, and utility connections at the Charlestown Navy Yard. The rehabilitated facility will house maintenance shops, offices, and meeting space for Boston National Historical Park and Interior Region 1. Work includes rehabilitation of the building envelope; interior rehabilitation for adaptive reuse including removal and replacement or repair of the building's interior walls, windows, building systems, and floorplan reconfiguration to accommodate Park and Regional offices, operations, and meeting spaces. The first floor is planned for consolidated maintenance shops while the second and third floors are planned for park and regional offices. In addition, this project will demolish the Hoosac Stores Warehouse Building, its contents, and ancillary systems/structures as necessary to prepare the site and adjacent surroundings for future reuse.

Phase I includes Building #107 envelope repair and rehabilitation (including repair and/or replacement of existing windows and doors and associated security grates) and the Hoosac Stores Warehouse Building/Lot site demolition. Phase II will address interior rehabilitation of Building 107.

**Scope of Benefits (SB):**

Charlestown Navy Yard is one of the most visited sites along Boston's Freedom Trail with over 1.5 million annual visitors and serves as the operational base for the National Parks of Boston. Rehabilitation of Building 107 is a key step in achieving the Park's Master Development Strategy (MDS). The Building 107 project will enable park offices to consolidate into a central facility while allowing the vacated buildings, including the Old State House at 51 State Street, to be prepared for rehabilitation and leasing. Once the MDS is achieved, operation and maintenance costs will be reduced by over 50% and building lease revenue is estimated to offset another ~25% of those costs. Demolition of the Hoosac Warehouse is expected to reduce the park's deferred maintenance backlog while achieving another critical implementation milestone of the Charlestown Navy Yard's MDS, which leverages potential public/private partnerships and a long-term relationship with the US Navy.

**Investment Strategy (IS):**

The park has analyzed NPS space needs and revenue generating opportunities for its assets, including condition assessments and cost estimates for future projects that would rehabilitate five vacant historic structures to prepare them for leasing. The park plans to transfer facility operation and maintenance responsibilities to the lessees. When the facilities have been leased, the annual cost of operation and maintenance will be the lessee's responsibility.

When rehabilitation work is completed at Building 107, the facilities and systems addressed by this project should not require major rehabilitation or replacement for the next 50 years.



**Consequences of Failure to Act (CFA):**

Building 107 has a failing roof, windows, doors and masonry. Without remedial action, this asset will continue to deteriorate, increasing deferred maintenance and further diminishing poor working environments for employees. The Hoosac Stores Warehouse Building would also remain a deteriorating, unoccupied attractive nuisance. Until this project is completed, the park cannot initiate its Master Development Strategy.

**Ranking Categories:**

Category	Percent	Score
FCI Rating:	n/a	0.87
API Rating:	n/a	61.00
API/FCI Score:	(40%)	32.5
SB Score:	(20%)	13.87
IS Score:	(20%)	20.0
CFA Score:	(20%)	4.63
<b>Total Score:</b>	<b>(100%)</b>	<b>71.00</b>

Combined ranking factors = (0.40 x API/FCI score) + (0.20 x SB score) + (0.20 x IS score) + (0.20 x CFA score)

**Capital Asset Planning**

Capital Plan Business Case Required: Yes

VE Study: Scheduled 11/2022 Completed N/A

**Project Costs and Status****Project Cost Estimate (this PDS):**

Activity	Dollars in thousands	Percent
Maintenance/Repair Work:	\$ 31,272	85
Capital Improvement Work:	\$ 5,356	15
Total:	\$ 36,628	100

**Project Funding History (entire project):**

History	Dollars in thousands
Funded to Date:	\$ 19,835
FY 2023 Legacy Restoration Fund Funding (this PDS):	\$ 36,628
Future Funding to Complete Project:	\$ 48,997
Total:	\$ 105,460

**Class of Estimate: C**

Estimate Escalated to: FY 2023/Q1

**Planning and Design Funds (dollars in thousands):**

LRF Planning Funds Received:	\$ 8,708
LRF Design Funds Received:	\$ 7,256
Planning Funds Received from Other Fund Sources:	\$ 151
Design Funds Received from Other Fund Sources:	\$ 3,720

**Major Milestones**

Construction Award/Start

- Scheduled: FY 2023/Q4
- Actual: N/A

Project Complete

- Scheduled: FY 2026/Q1
- Actual: N/A

**Project Data Sheet**

Prepared/Last Updated: 03/2022

DOI Approved: YES

---

**Annual Operations & Maintenance Costs \$**

Current: \$640,349

Projected: \$577,293

Net Change: -\$63,056

**NATIONAL PARK SERVICE  
Project Data Sheet**

Total Project Score/Ranking: 81.80  
 Planned Funding FY 2023: \$16,869,000  
 Funding Source: Legacy Restoration Fund - Transportation

**Project Identification**

Project Title: Rehabilitate and Repair Critical Sections of Old Mine Road  
 Project Number: GAOA ID #N123; NPS PMIS #251562  
 Unit/Facility Name: Delaware Water Gap National Recreation Area  
 Region/Area/District: North Atlantic – Appalachian  
 Congressional District: NJ05  
 State: NJ

**Project Justification**

DOI Asset Code	FRPP Unique Id#	API:	FCI-Before:
40760100	29402	100	0.56
40760100	49270	100	0.61

**Project Description:**

This project consists of road improvements for sections of North and South Old Mine Road that are in a serious state of deterioration and pose a safety hazard to motorists and bicyclists. Repair work includes varying levels of sub-excavation, pavement patching, asphalt removal and re-pavement, culvert replacement and drainage improvements, striping, and guardrail replacement.

**Scope of Benefits (SB):**

Old Mine Road is one of the park's most important corridors, serving as the primary north-south route on the New Jersey side of the park, and providing the only access to major visitor facilities and attractions in that area, including campgrounds, picnic areas, boat and canoe launches, hiking trails, hunting and fishing access, and popular biking routes.

This project will return the sections of North and South Old Mine Road to good condition. Visitor safety along routes to popular attractions will be improved, minimizing the potential for accidents due to unsafe road conditions. Safety will be enhanced for park employees traveling, maintaining, and patrolling the road. This project will protect critical historic resources and ensure a smoother ride through the park, improving visitor satisfaction.

**Investment Strategy (IS):**

This project will restore deteriorated sections of the pavement to good condition, improving the driving conditions and extending the life of Old Mine Road. The road's corrective repair costs will be reduced by eliminating the frequent need for patching and unscheduled road maintenance activities, but investments in the annual cost of operation and maintenance will continue to be required throughout the lifecycle of this pavement. After project completion, the facilities and systems addressed by this project should not require major rehabilitation or replacement for the next 20 to 35 years.

**Consequences of Failure to Act (CFA):**

The road base is failing, the upper pavement surface is spalling, and large potholes exist throughout the roadway. Without pavement repair and improvement, the road will become increasingly unsafe to motorists and bicyclists. Further deterioration of the pavement could threaten the original investment in road and parking assets, impede emergency access, impact the cultural resources of this historic district, and compromise recreational access to park visitors.

**Ranking Categories:**

<b>Category</b>	<b>Percent</b>	<b>Score</b>
FCI Rating:	n/a	0.58
API Rating:	n/a	100.00
API/FCI Score:	(40%)	39.24
SB Score:	(20%)	20.00
IS Score:	(20%)	20.00
CFA Score:	(20%)	2.56
<b>Total Score:</b>	<b>(100%)</b>	<b>81.80</b>

Combined ranking factors = (0.40 x API/FCI score) + (0.20 x SB score) + (0.20 x IS score) + (0.20 x CFA score)

**Capital Asset Planning**

Capital Plan Business Case Required: Yes

VE Study: Scheduled 12/2022 Completed N/A

**Project Costs and Status****Project Cost Estimate (this PDS):**

<b>Activity</b>	<b>Dollars in thousands</b>	<b>Percent</b>
Maintenance/Repair Work:	\$ 16,869	100
Capital Improvement Work:	\$ 0	0
Total:	\$ 16,869	100

**Project Funding History (entire project):**

<b>History</b>	<b>Dollars in thousands</b>
Funded to Date:	\$ 3,719
FY 2023 Legacy Restoration Fund - Transportation Funding (this PDS):	\$ 16,869
Future Funding to Complete Project:	\$ 0
Total:	\$ 20,588

**Class of Estimate: C**

Estimate Escalated to: FY 2023/Q1

**Planning and Design Funds (dollars in thousands):**

LRF Planning Funds Received:	\$ 1,715
LRF Design Funds Received:	\$ 1,490
Planning Funds Received from Other Fund Sources:	\$ 0
Design Funds Received from Other Fund Sources:	\$ 574

**Major Milestones**

Construction Award/Start

- Scheduled: FY 2023/Q3
- Actual: N/A

Project Complete

- Scheduled: FY 2025/Q1
- Actual: N/A

**Project Data Sheet**

Prepared/Last Updated: 03/2022

DOI Approved: YES

**Annual Operations & Maintenance Costs \$**

Current: \$283,000  
Projected: \$283,000  
Net Change: \$0

**NATIONAL PARK SERVICE  
Project Data Sheet**

Total Project Score/Ranking: 72.80

Planned Funding FY 2023: \$5,666,000

Funding Source: Legacy Restoration Fund - Transportation

**Project Identification**

Project Title: Repair, Rehabilitation, and Reconstruction of Roads and Parking

Project Number: GAOA ID #N120; NPS PMIS #246003

Unit/Facility Name: Chickamauga and Chattanooga National Military Park

Region/Area/District: South Atlantic - Gulf

Congressional District: GA14

State: GA

**Project Justification**

DOI Asset Code	FRPP Unique Id#	API:	FCI-Before:
40660100	75280	42	0.29
40660100	75313	63	0.26
40660100	75298	71	0.39
40660100	75295	37	0.25
40660100	75283	53	0.59
40760100	61675	77	1.00
40760100	61670	90	0.65
40760100	61674	88	0.77
40760100	61671	90	0.46

**Project Description:**

This project addresses the repair, rehabilitation, and in some cases, reconstruction of several park roads and parking areas. Locations that will benefit from this investment include segments of Snodgrass Road, Dyer Road, Brotherton Road, Glenn Viniard Road, and several associated parking areas.

Work varies by location but includes a combination of resurfacing existing road segments and parking areas, replacing and repairing existing drainage structures, replacement of deteriorated sections of concrete curb and gutter, shoulder stabilization, turf establishment, pavement markings, and replacement of NPS information and regulatory signs.

**Scope of Benefits (SB):**

These transportation corridors were important routes at the time of the Battle of Chickamauga in September 1863. They are managed as historic resources and their long-term preservation is central to meeting the spirit of the Park's enabling legislation. The life cycle of the current pavement has been exceeded. Road segments, parking areas, drainage structures, and signs will be returned to good condition.

**Investment Strategy (IS):**

Rehabilitation and reconstruction of pavement and drainage structures will reduce the need for unscheduled, corrective maintenance, diminishing the park's maintenance backlog and ensuring safer conditions for park visitors. In addition, several historic transportation corridors will be better preserved.

After project completion, the facilities and systems addressed by this project should not require major rehabilitation or replacement for the next 20 to 35 years.

**Consequences of Failure to Act (CFA):**

Failure to act would allow these roads, parking areas, and drainage structures to further deteriorate which could result in dangerous driving conditions. The local community makes active use of this park for recreation; failure to address these assets endangers recreating visitors.

**Ranking Categories:**

Category	Percent	Score
FCI Rating:	n/a	0.63
API Rating:	n/a	67.89
API/FCI Score:	(40%)	32.99
SB Score:	(20%)	19.74
IS Score:	(20%)	20.00
CFA Score:	(20%)	0.07
<b>Total Score:</b>	<b>(100%)</b>	<b>72.80</b>

Combined ranking factors = (0.40 x API/FCI score) + (0.20 x SB score) + (0.20 x IS score) + (0.20 x CFA score)

**Capital Asset Planning**

Capital Plan Business Case Required: Yes

VE Study: Scheduled 06/2022 Completed N/A

**Project Costs and Status****Project Cost Estimate (this PDS):**

Activity	Dollars in thousands	Percent
Maintenance/Repair Work:	\$ 5,666	100
Capital Improvement Work:	\$ 0	0
Total:	\$ 5,666	100

**Project Funding History (entire project):**

History	Dollars in thousands
Funded to Date:	\$ 1,073
FY 2023 Legacy Restoration Fund - Transportation Funding (this PDS):	\$ 5,666
Future Funding to Complete Project:	\$ 0
Total:	\$ 6,739

**Class of Estimate: C**

Estimate Escalated to: FY 2023/Q1

**Planning and Design Funds (dollars in thousands):**

LRF Planning Funds Received:	\$	576
LRF Design Funds Received:	\$	480
Planning Funds Received from Other Fund Sources:	\$	0
Design Funds Received from Other Fund Sources:	\$	17

**Major Milestones**

Construction Award/Start

- Scheduled: FY 2023/Q3
- Actual: N/A

Project Complete

- Scheduled: FY 2024/Q4
- Actual: N/A

**Project Data Sheet**

Prepared/Last Updated: 03/2022

DOI Approved: YES

---

**Annual Operations & Maintenance Costs \$**

Current: \$67,000

Projected: \$67,000

Net Change: \$0



**NATIONAL PARK SERVICE  
Project Data Sheet**

Total Project Score/Ranking: 46.50

Planned Funding FY 2023: \$6,625,000

Funding Source: Legacy Restoration Fund - Transportation

**Project Identification**

Project Title: Complete Pavement Rehabilitation on High-Priority NPS Roads in Michigan

Project Number: GAOA ID #N121; NPS PMIS #323974, 324003

Unit/Facility Name: Pictured Rocks National Lakeshore, Sleeping Bear Dunes National Lakeshore

Region/Area/District: Great Lakes

Congressional District: MI01, MI04

State: MI

**Project Justification**

DOI Asset Code	FRPP Unique Id#	API:	FCI-Before:
40660100	30332	54	0.13
40660100	30075	46	0.36
40660100	29919	60	0.20
40660100	29750	64	0.23
40660100	29608	46	0.27
40660100	30190	60	0.33
40660100	240467	44	0.52
40660100	30158	64	0.51
40660100	102146	54	0.14
40760100	29607	67	0.32
40760100	29881	60	0.22
40760100	29824	45	0.35
40760200	29883	60	0.08
40760200	30157	54	0.21
40660100	48115	54	0.37
40660100	48195	47	0.25
40660100	48178	35	0.25
40660100	48164	35	0.20
40660100	39056	65	0.18
40660100	38954	48	0.24
40660100	27691	42	0.18
40660100	48295	67	0.36
40660100	237587	52	0.26
40660100	39115	54	0.24
40660100	39165	42	1.00
40660100	237573	52	0.28
40660100	39083	70	0.28
40660100	38948	27	0.16
40660100	48186	47	0.21
40660100	38933	34	0.17
40760100	1397	65	0.14
40760100	104908	55	0.06
40760100	104888	55	0.06
40760100	104894	55	0.05
40760100	104891	55	0.15
40760100	39082	88	0.18

<b>DOI Asset Code</b>	<b>FRPP Unique Id#</b>	<b>API:</b>	<b>FCI-Before:</b>
40760100	48157	40	0.56

**Project Description:**

This project focuses on utilizing proactive pavement preservation techniques that extend roadway and paved surface life by applying a variety of asphalt treatments to paved roads and parking lots located throughout these park units. Preservation work will include a mixture of crack sealing, chip sealing, patching, joint and crack repair when pavement conditions allow. When less impactful preservation techniques are deemed inadequate due to severe grade or subgrade degradation, more rigorous treatment options such as mill and overlay or full depth replacement will be utilized. Upon completion of all pavement applications, roadways and parking areas will be restriped in accordance with the respective park's traffic management plans.

**Scope of Benefits (SB):**

This project will improve and extend the life of main park roads, parking areas, secondary roads, and administrative roads while minimizing construction costs through a deliberate treatment selection process. By maximizing the use of proactive preservation techniques, these parks will reduce future pavement restoration costs, increase customer satisfaction, decrease park maintenance activities, and provide greater predictability for the timing of future pavement investments.

**Investment Strategy (IS):**

Completion of this project will allow these parks to increase the lifespan of previous pavement surface treatments, increase the duration between major pavement investments, and improve multiple paved surfaces. Some of this work has been deferred due to lack of eligibility for Federal Lands and Transportation Program (FLTP) funding. This project will allow the parks to operate for multiple years between future pavement treatments and reduce the frequency of "out of cycle" pavement repairs. After project completion, the facilities and systems addressed by this project should not require major rehabilitation or replacement for the next 20 to 35 years.

**Consequences of Failure to Act (CFA):**

If these preventative maintenance activities are not completed, the roads and parking areas in these park units will continue to deteriorate. In advanced states of deterioration, the roadways become potential safety hazards, can damage to park and visitor vehicles, and will suffer increases to overall deferred maintenance requirements. If deterioration progresses to unsafe levels, the parks may need to implement short-term or long-term closing of these facilities.

**Ranking Categories:**

<b>Category</b>	<b>Percent</b>	<b>Score</b>
FCI Rating:	n/a	0.21
API Rating:	n/a	53.03
API/FCI Score:	(40%)	16.4
SB Score:	(20%)	8.8
IS Score:	(20%)	19.9
CFA Score:	(20%)	1.5
<b>Total Score:</b>	<b>(100%)</b>	<b>44.90</b>

Combined ranking factors = (0.40 x API/FCI score) + (0.20 x SB score) + (0.20 x IS score) + (0.20 x CFA score)

**Capital Asset Planning**

Capital Plan Business Case Required: Yes

VE Study: Scheduled 03/2023 Completed N/A

**Project Costs and Status**

**Project Cost Estimate (this PDS):**

<b>Activity</b>	<b>Dollars in thousands</b>	<b>Percent</b>
Maintenance/Repair Work:	\$ 6,625	100
Capital Improvement Work:	\$ 0	0
Total:	\$ 6,625	100

**Project Funding History (entire project):**

<b>History</b>	<b>Dollars in thousands</b>
Funded to Date:	\$ 1,235
FY 2023 Legacy Restoration Fund - Transportation Funding (this PDS):	\$ 6,625
Future Funding to Complete Project:	\$ 0
Total:	\$ 7,860

**Class of Estimate: C**

Estimate Escalated to: FY 2023/Q1

**Planning and Design Funds (dollars in thousands):**

LRF Planning Funds Received:	\$ 674
LRF Design Funds Received:	\$ 561
Planning Funds Received from Other Fund Sources:	\$ 0
Design Funds Received from Other Fund Sources:	\$ 0

**Major Milestones**

Construction Award/Start

- Scheduled: FY 2023/Q3
- Actual: N/A

Project Complete

- Scheduled: FY 2024/Q3
- Actual: N/A

**Project Data Sheet**

Prepared/Last Updated: 03/2022

DOI Approved: YES

**Annual Operations & Maintenance Costs \$**

Current: \$536,256

Projected: \$536,256

Net Change: \$0

**NATIONAL PARK SERVICE  
Project Data Sheet**

Total Project Score/Ranking: 57.80

Planned Funding FY 2023: \$15,156,000

Funding Source: Legacy Restoration Fund - Transportation

**Project Identification**

Project Title: Complete Pavement Rehabilitation on High-Priority NPS Roads in Missouri

Project Number: GAOA ID #N122; NPS PMIS #318542, 233690, 226956

Unit/Facility Name: George Washington Carver National Monument, Ozark National Scenic Riverways, Wilson's Creek National Battlefield

Region/Area/District: Mississippi Basin

Congressional District: MO07, MO08

State: MO

**Project Justification**

DOI Asset Code	FRPP Unique Id#	API:	FCI-Before:
40660100	104140	23	0.16
40660100	71200	27	0.08
40660100	71201	7	0.48
40660100	79609	52	0.09
40760100	71197	65	0.16
40660100	78740	40	1.00
40660100	78768	32	1.00
40660100	78765	27	1.00
40660100	102185	42	0.76
40660100	78780	44	0.84
40660100	102257	40	0.70
40660100	102110	40	0.71
40660100	78746	42	0.78
40660100	78758	33	1.00
40760100	78602	52	0.60
40760100	78881	52	0.25
40760100	102068	42	0.12
40760100	78601	52	0.78
40760100	78578	55	0.79
40760100	78596	53	0.78
40760100	78587	38	1.00
40760100	78580	73	0.06
40760200	79063	73	0.23
40660100	65308	67	0.10
40660100	65310	67	0.57
40660100	65302	67	0.54
40660100	65300	60	1.00
40660100	103175	48	0.09
40660100	65303	67	0.13
40660100	103182	40	0.08
40660100	65301	67	0.19
40660100	102747	47	0.18
40660100	103218	47	0.20
40660100	103211	40	1.00
40760100	65314	48	0.08

DOI Asset Code	FRPP Unique Id#	API:	FCI-Before:
40760100	65312	41	0.35
40760100	64536	65	1.00
40760100	75222	45	0.16
40760100	65313	48	0.23
40760200	64535	77	0.17

**Project Description:**

This project focuses on utilizing proactive pavement preservation techniques that extend roadway and paved surface life by applying a variety of asphalt treatments to paved roads and parking lots located throughout these park units. Preservation work will include a mixture of crack sealing, chip sealing, patching, joint and crack repair when pavement conditions allow. When less impactful preservation techniques are deemed inadequate due to severe grade or subgrade degradation, more rigorous treatment options such as mill and overlay or full depth replacement will be utilized. Upon completion of all pavement applications, roadways and parking areas will be restriped in accordance with the respective park's traffic management plans.

**Scope of Benefits (SB):**

This project will improve and extend the life of main park roads, parking areas, secondary roads, and administrative roads while minimizing construction costs through a deliberate treatment selection process. By maximizing the use of proactive preservation techniques, these parks will reduce future pavement restoration costs, increase customer satisfaction, decrease park maintenance activities, and provide greater predictability for the timing of future pavement investments.

**Investment Strategy (IS):**

Completion of this project will allow these parks to increase the lifespan of previous pavement surface treatments, increase the duration between major pavement investments, and improve multiple paved surfaces; work that was previously deferred due to lack of eligibility for Federal Lands and Transportation Program (FLTP) funding. This project will allow the parks to operate for multiple years between future pavement treatments and reduce the frequency of "out of cycle" pavement repairs. After project completion, the facilities and systems addressed by this project should not require major rehabilitation or replacement for the next 20 to 35 years.

**Consequences of Failure to Act (CFA):**

If these preventative maintenance activities are not completed, the roads and parking areas in these park units will continue to deteriorate, resulting in potential safety hazards, damage to park and visitor vehicles, increases to overall deferred maintenance requirements, and potentially lead to the short-term or long-term closing of these facilities.

**Ranking Categories:**

Category	Percent	Score
FCI Rating:	n/a	0.55
API Rating:	n/a	48.63
API/FCI Score:	(40%)	32.10
SB Score:	(20%)	6.80
IS Score:	(20%)	19.00
CFA Score:	(20%)	0.00
<b>Total Score:</b>	<b>(100%)</b>	<b>57.80</b>

Combined ranking factors = (0.40 x API/FCI score) + (0.20 x SB score) + (0.20 x IS score) + (0.20 x CFA score)

**Capital Asset Planning**

Capital Plan Business Case Required: Yes

VE Study: Scheduled 03/2023 Completed N/A

**Project Costs and Status**

**Project Cost Estimate (this PDS):**

<b>Activity</b>	<b>Dollars in thousands</b>	<b>Percent</b>
Maintenance/Repair Work:	\$ 15,156	100
Capital Improvement Work:	\$ 0	0
<b>Total:</b>	<b>\$ 15,156</b>	<b>100</b>

**Project Funding History (entire project):**

<b>History</b>	<b>Dollars in thousands</b>
Funded to Date:	\$ 2,826
FY 2023 Legacy Restoration Fund - Transportation Funding (this PDS):	\$ 15,156
Future Funding to Complete Project:	\$ 0
<b>Total:</b>	<b>\$ 17,982</b>

**Class of Estimate: C**

Estimate Escalated to: FY 2023/Q1

**Planning and Design Funds (dollars in thousands):**

LRF Planning Funds Received:	\$ 1,541
LRF Design Funds Received:	\$ 1,285
Planning Funds Received from Other Fund Sources:	\$ 0
Design Funds Received from Other Fund Sources:	\$ 0

**Major Milestones**

Construction Award/Start

- Scheduled: FY 2023/Q4
- Actual: N/A

Project Complete

- Scheduled: FY 2025/Q1
- Actual: N/A

**Project Data Sheet**

Prepared/Last Updated: 03/2022

DOI Approved: YES

**Annual Operations & Maintenance Costs \$**

Current: \$19,848

Projected: \$19,848

Net Change: \$0

**NATIONAL PARK SERVICE  
Project Data Sheet**

Total Project Score/Ranking: 51.50  
 Planned Funding FY 2023: \$1,237,000  
 Funding Source: Legacy Restoration Fund

**Project Identification**

Project Title: Remove Excess Structures and Abandoned Buildings Parkwide and Address Utility Needs – Phase I  
 Project Number: GAOA ID #N124; NPS PMIS #237369  
 Unit/Facility Name: New River Gorge National Park and Preserve  
 Region/Area/District: North Atlantic - Appalachian  
 Congressional District: WV03  
 State: WV

**Project Justification**

DOI Asset Code	FRPP Unique Id#	API:	FCI-Before:
35240200	3342	77	0.84
35300200	109457	0	0.94
35300200	115637	0	1.00
35300200	108942	0	0.33
35300200	255105	12	1.00
35300500	3363	70	0.61
35300500	237296	0	0.51
35300600	237303	0	0.19
35410100	3364	7	0.41
35410100	3298	0	0.84
35410500	3165	7	1.00
35410500	3369	7	0.41
35410500	3166	7	0.55
35410500	3368	7	0.88
35410500	3367	7	0.71
35410500	3168	7	0.75
35410500	237331	0	0.66
35410500	108943	0	0.47
35500200	3264	0	0.35
40750300	3267	0	1.00

**Project Description:**

This project will demolish deteriorating and unsound structures and associated site features. Throughout the years, the park has acquired numerous strategic properties, many of which include buildings that are in various states of disrepair. Several of the structures within developed areas have been abandoned and have become an unnecessary maintenance burden. Most of the houses were never intended for reoccupation or NPS use and are now abandoned, failing, overgrown by vegetation, and pose safety hazards.

The scope of Phase I work includes proper disposal of the demolition debris and returning the sites to their natural condition. Selective plantings will be utilized to reintroduce native species to the disturbed areas. Unnecessary roads associated with these sites will be removed and restored to native contours, while other roads will be maintained where continued access to developed sites is necessary. The restored sites have potential for expanded visitor recreation and enjoyment. Phase II will dispose of additional structures and address deteriorated utilities.

**Scope of Benefits (SB):**

This project helps the park meet goals set forth in its enabling legislation by removing structures that have no interpretive value and are blights on the land. This project will remove hazardous structures from within the park's

boundaries and restore the sites to a more natural condition, providing visitors with additional recreational opportunities within New River Gorge National Park and Preserve.

**Investment Strategy (IS):**

The project will address deferred maintenance and help to eliminate attractive nuisances. It will also reduce operational costs, allowing staff and financial resources to be better focused on higher priority assets within the park's inventory. Removal of these unnecessary structures will also reduce the park's overall constructed footprint.

**Consequences of Failure to Act (CFA):**

Failure to act will allow forces of nature, trespassing, vandalism, theft, and other factors to further erode the stability of the buildings and burden the park's maintenance and law enforcement resources.

**Ranking Categories:**

Category	Percent	Score
FCI Rating:	n/a	0.732
API Rating:	n/a	10.40
API/FCI Score:	(40%)	24.34
SB Score:	(20%)	0.20
IS Score:	(20%)	14.75
CFA Score:	(20%)	12.21
<b>Total Score:</b>	<b>(100%)</b>	<b>51.50</b>

Combined ranking factors = (0.40 x API/FCI score) + (0.20 x SB score) + (0.20 x IS score) + (0.20 x CFA score)

**Capital Asset Planning**

Capital Plan Business Case Required: Yes

VE Study: Scheduled 03/2023 Completed N/A

**Project Costs and Status**

**Project Cost Estimate (this PDS):**

Activity	Dollars in thousands	Percent
Maintenance/Repair Work:	\$ 0	0
Capital Improvement Work:	\$ 1,237	100
Total:	\$ 1,237	100

**Project Funding History (entire project):**

History	Dollars in thousands
Funded to Date:	\$ 231
FY 2023 Legacy Restoration Fund Funding (this PDS):	\$ 1,237
Future Funding to Complete Project:	\$ 15,000
Total:	\$ 16,468

**Class of Estimate: C**

Estimate Escalated to: FY 2023/Q1

**Planning and Design Funds (dollars in thousands):**

LRF Planning Funds Received:	\$ 126
LRF Design Funds Received:	\$ 105
Planning Funds Received from Other Fund Sources:	\$ 0
Design Funds Received from Other Fund Sources:	\$ 0

**Major Milestones**

Construction Award/Start



- Scheduled: FY 2023/Q4
- Actual: N/A

Project Complete

- Scheduled: FY 2025/Q1
- Actual: N/A

**Project Data Sheet**

Prepared/Last Updated: 03/2022

DOI Approved: YES

---

**Annual Operations & Maintenance Costs \$**

Current: \$38,059

Projected: \$0

Net Change: -\$38,059

**NATIONAL PARK SERVICE  
Project Data Sheet**

Total Project Score/Ranking: N/A  
 Planned Funding FY 2023: \$314,823,000  
 Funding Source: Legacy Restoration Fund

**Project Identification**

Project Title: FY24+ Project Planning and Compliance  
 Project Number: N/A  
 Unit/Facility Name: N/A  
 Region/Area/District: N/A  
 Congressional District: N/A  
 State: N/A

**Project Justification**

DOI Asset Code	FRPP Unique Id#	API:	FCI-Before:
N/A	N/A	N/A	N/A

**Project Description:**

This funding will be used to complete planning and compliance required for current and future LRF projects. This includes:

**Planning:** This activity supplies critical budgetary resources needed to develop construction plans and specifications essential for acceptable completion of major facility maintenance, repair, and replacement construction projects for the LRF. In addition to final design documents, this funding typically supports pre-design project programming and budgeting, schematic alternatives, and concept drawings.

**Compliance:** This activity also provides funding for compliance needs related to addressing impacts to natural and cultural resources. Regulatory requirements that frame compliance activities include the National Environmental Policy Act (NEPA), Section 106 of the National Historic Preservation Act, executive orders, and State requirements. Examples of compliance support include archeological surveys, hazardous material surveys, preparation of historic structure documentation, coordination with State/Tribal Historic Preservation Offices, and environmental assessments.

Planning and compliance funding are a necessary component of any construction project, supporting activities including project pre-planning, development, and scope and cost validation. This activity enhances the NPS's ability to conduct legally defensible, scientifically based analyses that facilitate sound decision-making. It also provides support for compliance needs associated with major construction projects.

At the FY 2023 funding level, planning and compliance funding will support the Pre-designs, Final Designs, Supplemental Services and Compliance for successful execution of potential future LRF projects such as Chickasaw National Recreation Area Utilities Rehabilitation, New River Gorge National Park and Preserve Utility Rehabilitation and Demolition of Unused Structures, and Yosemite National Park Tuolumne Meadows Wastewater Treatment Plant Rehabilitation.

**Scope of Benefits (SB):**

N/A

**Investment Strategy (IS):**

N/A

**Consequences of Failure to Act (CFA):**

N/A

**Ranking Categories:**

<b>Category</b>	<b>Percent</b>	<b>Score</b>
FCI Rating:	n/a	0.00
API Rating:	n/a	0.00
API/FCI Score:	(40%)	0.00
SB Score:	(20%)	0.00
IS Score:	(20%)	0.00
CFA Score:	(20%)	0.00
<b>Total Score:</b>	<b>(100%)</b>	<b>0.00</b>

Combined ranking factors = (0.40 x API/FCI score) + (0.20 x SB score) + (0.20 x IS score) + (0.20 x CFA score)

**Capital Asset Planning**

Capital Plan Business Case Required: N/A

VE Study: N/A

**Project Costs and Status****Project Cost Estimate (this PDS):**

<b>Activity</b>	<b>Dollars in thousands</b>	<b>Percent</b>
Maintenance/Repair Work:	\$ 0	0
Capital Improvement Work:	\$ 0	0
Total:	\$ 314,823	100

**Project Funding History (entire project):**

<b>History</b>	<b>Dollars in thousands</b>
Funded to Date:	\$ 0
FY 2023 Legacy Restoration Fund Funding (this PDS):	\$ 314,823
Future Funding to Complete Project:	\$ 0
Total:	\$ 314,823

**Class of Estimate:** N/A

Estimate Escalated to FY: N/A

**Planning and Design Funds (dollars in thousands):**

LRF Planning Funds Received:	\$	N/A
LRF Design Funds Received:	\$	N/A
Planning Funds Received:	\$	N/A
Design Funds Received:	\$	N/A

**Major Milestones**

Construction Award/Start

- Scheduled: N/A
- Actual: N/A

Project Complete

- Scheduled: N/A
- Actual: N/A

**Project Data Sheet**

Prepared/Last Updated: 03/2022

DOI Approved: YES

**Annual Operations & Maintenance Costs \$**

Current: N/A

Projected: N/A

Net Change: N/A

**NATIONAL PARK SERVICE  
Project Data Sheet**

Total Project Score/Ranking: N/A  
 Planned Funding FY 2023: \$39,900,000  
 Funding Source: Legacy Restoration Fund

**Project Identification**

Project Title: Program Administration  
 Project Number: N/A  
 Unit/Facility Name: N/A  
 Region/Area/District: N/A  
 Congressional District: N/A  
 State: N/A

**Project Justification**

DOI Asset Code	FRPP Unique Id#	API:	FCI-Before:
N/A	N/A	N/A	N/A

**Project Description:**

This funding will be used to support and oversee planning and execution of the Great American Outdoors Act (GAOA) National Parks and Public Land Legacy Restoration Fund (LRF), including efforts to advance or complete current and future projects. These activities are indirect costs and are not directly applied to individual projects. Three percent of the NPS allocation of LRF funds received in FY 2021 through FY 2025 will be requested to fund project support and program administration through the life of the GAOA program, which may extend several years beyond FY 2025.

The NPS will coordinate program administration between the NPS Comptroller's Office and the NPS LRF Program Management Office (PMO). Additionally, some NPS funding will be transferred to the Department of the Interior to support the Department's PMO, which will coordinate program administration across the bureaus.

The NPS LRF PMO will use industry best practices to initiate, plan, execute, monitor, control, and close out projects. Existing NPS procedures and tools will be adapted and improved to ensure projects stay within scope, budget, and schedule. Activities in this area are related to contracting, budget, finance, external affairs, office support, field office support, human capital, engineering, and project management whose focus is not directed towards a specific project. A series of internal control measures will be applied to ensure all program administration expenses charged to LRF are appropriate and within the boundaries of issued guidance.

At the FY 2023 funding level, the NPS LRF PMO will:

- Evaluate project proposals to ensure that the highest priority, mission critical projects are reflected in the LRF plan.
- Support the Bureau Investment Review Board to ensure projects are of high quality, incorporate sustainable practices, are appropriate to their settings, and demonstrate defensible cost-conscious decisions focused on cost reduction.
- Coordinate with the Department's GAOA Program Management Office.
- Formulate and monitor current and future LRF projects.
- Implement procedures and tools to ensure accurate data, timely reporting, and status briefs.
- Track and monitor risks; implement internal controls.

**Scope of Benefits (SB):**

N/A

**Investment Strategy (IS):**

N/A

**Consequences of Failure to Act (CFA):**

N/A

**Ranking Categories:**

Category	Percent	Score
FCI Rating:	n/a	0.00
API Rating:	n/a	0.00
API/FCI Score:	(40%)	0.00
SB Score:	(20%)	0.00
IS Score:	(20%)	0.00
CFA Score:	(20%)	0.00
<b>Total Score:</b>	<b>(100%)</b>	<b>0.00</b>

Combined ranking factors = (0.40 x API/FCI score) + (0.20 x SB score) + (0.20 x IS score) + (0.20 x CFA score)

**Capital Asset Planning**

Capital Plan Business Case Required: N/A

VE Study: N/A

**Project Costs and Status****Project Cost Estimate (this PDS):**

Activity	Dollars in thousands	Percent
Maintenance/Repair Work:	\$ 0	0
Capital Improvement Work:	\$ 0	0
Total:	\$ 39,900	100

**Project Funding History (entire project):**

History	Dollars in thousands
Funded to Date:	\$ 0
FY 2023 Legacy Restoration Fund Funding (this PDS):	\$ 39,900
Future Funding to Complete Project:	\$ 0
Total:	\$ 39,900

**Class of Estimate:** N/A

Estimate Escalated to FY: N/A

**Planning and Design Funds (dollars in thousands):**

LRF Planning Funds Received:	\$	N/A
LRF Design Funds Received:	\$	N/A
Planning Funds Received:	\$	N/A
Design Funds Received:	\$	N/A

**Major Milestones**

Construction Award/Start

- Scheduled: N/A
- Actual: N/A

Project Complete

- Scheduled: N/A
- Actual: N/A

**Project Data Sheet**

Prepared/Last Updated: 03/2022

DOI Approved: YES

**Annual Operations & Maintenance Costs \$**

Current: N/A  
Projected: N/A  
Net Change: N/A

**NATIONAL PARK SERVICE  
Project Data Sheet**

Total Project Score/Ranking: N/A  
 Planned Funding FY 2023: \$46,816,000  
 Funding Source: Legacy Restoration Fund

**Project Identification**

Project Title: Project Management  
 Project Number: N/A  
 Unit/Facility Name: N/A  
 Region/Area/District: N/A  
 Congressional District: N/A  
 State: N/A

**Project Justification**

DOI Asset Code	FRPP Unique Id#	API:	FCI-Before:
N/A	N/A	N/A	N/A

**Project Description:**

This funding will be used to provide professional NPS project management and contracting services for current and future projects throughout the typical three to five-year construction cycle. The funding also provides quality assurance including project compliance, quality, specialized technical expertise, and risk assessment and management. Project Management encompasses tasks completed over the life of a project such as assembling a project team with the expertise necessary to execute the project, establishing the technical objectives, planning the project, managing changes to the scope, and controlling the undertaking so that it is completed on schedule and within budget. Staff funded through this activity provide cost-efficient project management services and rely on the contracted support of design and construction firms nationwide to ensure best value and quality for park projects and services. Project Management activities include coordinating major construction and planning activities, providing for design, compliance, and construction management services, and providing contracting support.

At the FY 2023 funding level, LRF Project Management will:

- Provide project management expertise and capacity to support LRF projects.
- Support and oversee project coordination, design, and contracting/acquisition.
- Justify, document, and support expenses directly attributed to LRF funded projects.
- Support small business goals and socioeconomic programs for the NPS and DOI.
- Support the unique NPS interpretive planning, media, and conservation elements of major construction projects.
- Track and monitor risks; implement internal controls.

**Scope of Benefits (SB):**

N/A

**Investment Strategy (IS):**

N/A

**Consequences of Failure to Act (CFA):**

N/A

**Ranking Categories:**

Category	Percent	Score
FCI Rating:	n/a	0.00
API Rating:	n/a	0.00
API/FCI Score:	(40%)	0.00
SB Score:	(20%)	0.00



Category	Percent	Score
IS Score:	(20%)	0.00
CFA Score:	(20%)	0.00
<b>Total Score:</b>	<b>(100%)</b>	<b>0.00</b>

Combined ranking factors = (0.40 x API/FCI score) + (0.20 x SB score) + (0.20 x IS score) + (0.20 x CFA score)

**Capital Asset Planning**

Capital Plan Business Case Required: N/A

VE Study: N/A

**Project Costs and Status**

**Project Cost Estimate (this PDS):**

Activity	Dollars in thousands	Percent
Maintenance/Repair Work:	\$ 0	0
Capital Improvement Work:	\$ 0	0
Total:	\$ 46,816	100

**Project Funding History (entire project):**

History	Dollars in thousands
Funded to Date:	\$ 0
FY 2023 Legacy Restoration Fund Funding (this PDS):	\$ 46,816
Future Funding to Complete Project:	\$ 0
Total:	\$ 46,816

**Class of Estimate:** N/A

Estimate Escalated to FY: N/A

**Planning and Design Funds (dollars in thousands):**

LRF Planning Funds Received:	\$	N/A
LRF Design Funds Received:	\$	N/A
Planning Funds Received:	\$	N/A
Design Funds Received:	\$	N/A

**Major Milestones**

Construction Award/Start

- Scheduled: N/A
- Actual: N/A

Project Complete

- Scheduled: N/A
- Actual: N/A

**Project Data Sheet**

Prepared/Last Updated: 03/2022

DOI Approved: YES

---

**Annual Operations & Maintenance Costs \$**

Current: N/A

Projected: N/A

Net Change: N/A

**NATIONAL PARK SERVICE  
Project Data Sheet**

Total Project Score/Ranking: N/A  
 Planned Funding FY 2023: \$66,500,000  
 Funding Source: Legacy Restoration Fund

**Project Identification**

Project Title: Contingency Fund  
 Project Number: N/A  
 Unit/Facility Name: N/A  
 Region/Area/District: N/A  
 Congressional District: N/A  
 State: N/A

**Project Justification**

DOI Asset Code	FRPP Unique Id#	API:	FCI-Before:
N/A	N/A	N/A	N/A

**Project Description:**

This funding will be used to provide contingency funds for all Legacy Restoration Fund construction projects. Due to the nature of the construction process, projects must be prepared to address multiple risks that frequently increase costs. These include unforeseen/unanticipated site conditions that require adjustments to construction methods and timelines, unpredictable fluctuations in prices for supplies and materials, and adjustments to project scheduling when contending with unexpected environmental events. This funding will be used to ensure the bureau is able to address fluctuations in construction costs to accomplish the scope described in the project data sheets for individual projects. The NPS will not use this funding to add enhancements.

While typical NPS projects include a certain percentage of contingency funding built into their individual requests, the scope and scale of LRF projects requires the NPS to use a different budget strategy. The Contingency Fund is held in reserve and not allocated to specific projects until it is needed. The amount requested in this project data sheet represents approximately five percent of the net construction estimates for FY 2023 projects, but this funding will be made available for past, current, and future LRF projects needing contingency funds to complete construction.

At the FY 2023 funding level, the Contingency Fund will:

- Provide contingency funds to past, present, and future LRF projects to address cost increases, unforeseen site conditions, and adapt project methods and schedules during unexpected environmental events.
- Support successful completion of major LRF projects that encounter challenges, ensuring projects are not delayed or left unfinished while other funding is identified.
- Reinforce the NPS's ability to complete projects on time, minimizing closures of the buildings, amenities, and roads improved by the projects, and ensuring they are reopened for visitor enjoyment or park operations in a timely fashion.

**Scope of Benefits (SB):**

N/A

**Investment Strategy (IS):**

N/A

**Consequences of Failure to Act (CFA):**

N/A

**Ranking Categories:**

<b>Category</b>	<b>Percent</b>	<b>Score</b>
FCI Rating:	n/a	0.00
API Rating:	n/a	0.00
API/FCI Score:	(40%)	0.00
SB Score:	(20%)	0.00
IS Score:	(20%)	0.00
CFA Score:	(20%)	0.00
<b>Total Score:</b>	<b>(100%)</b>	<b>0.00</b>

Combined ranking factors = (0.40 x API/FCI score) + (0.20 x SB score) + (0.20 x IS score) + (0.20 x CFA score)

**Capital Asset Planning**

Capital Plan Business Case Required: N/A

VE Study: N/A

**Project Costs and Status****Project Cost Estimate (this PDS):**

<b>Activity</b>	<b>Dollars in thousands</b>	<b>Percent</b>
Maintenance/Repair Work:	\$ 0	0
Capital Improvement Work:	\$ 0	0
Total:	\$ 66,500	100

**Project Funding History (entire project):**

<b>History</b>	<b>Dollars in thousands</b>
Funded to Date:	\$ 0
FY 2023 Legacy Restoration Fund Funding (this PDS):	\$ 66,500
Future Funding to Complete Project:	\$ 0
Total:	\$ 66,500

**Class of Estimate:** N/A

Estimate Escalated to FY: N/A

**Planning and Design Funds (dollars in thousands):**

LRF Planning Funds Received:	\$	N/A
LRF Design Funds Received:	\$	N/A
Planning Funds Received from Other Fund Sources:	\$	N/A
Design Funds Received from Other Fund Sources:	\$	N/A

**Major Milestones**

Construction Award/Start

- Scheduled: N/A
- Actual: N/A

Project Complete

- Scheduled: N/A
- Actual: N/A

**Project Data Sheet**

Prepared/Last Updated: 03/2022

DOI Approved: YES

---

**Annual Operations & Maintenance Costs \$**

Current: N/A

Projected: N/A

Net Change: N/A

## National Park Service GAOA LRF FY 2021 Project List Changes

## FY 2021 National Park Service Allocation Summary Table

*(Dollars in Thousands)*

<b>Budget Authority/Activity</b>	<b>Amount</b>
FY 2021 Allocation	1,330,000
FY 2021 Congressionally Directed Projects	-1,330,000
FY 2021 Project Funding Changes Proposed	+20,223
FY 2021 Project Funding Reallocation Proposed (FY 2023 Project)	-20,223
<b>Total Available/Unallocated</b>	<b>0</b>

## FY 2021 National Park Service GAOA LRF Project Additions/Removals

*(Dollars in Thousands)*

<b>Unique ID</b>	<b>Station or Unit Name</b>	<b>Project/Activity Title</b>	<b>State</b>	<b>Cong. District</b>	<b>Funding Estimate</b>	<b>Action</b>
N019	Grand Canyon National Park	Rehabilitate and Preserve Historic Powerhouse Building for Future Use	AZ	AZ01	-20,223	Removal
N109	Grand Canyon National Park	Rehabilitate the North Rim and Roaring Springs Utility Systems - Phase 1 (FY 2023 Project)	AZ	AZ01	+20,223	Addition
<b>Total</b>					<b>0</b>	

Note: See project data sheets for detailed project descriptions.

**NATIONAL PARK SERVICE  
Project Data Sheet**

Total Project Score/Ranking: 23.20

Planned Funding FY 2021: \$0 (*change of -\$20,223,010 from FY 2021 list*)

Funding Source: Legacy Restoration Fund

**Project Identification**

Project Title: Rehabilitate and Preserve Historic Powerhouse Building For Future Use

Project Number: GAOA ID #N019, PMIS #293891A

Unit/Facility Name: Grand Canyon National Park

Region/Area/District: Lower Colorado Basin

Congressional District: AZ01

State: AZ

**Project Justification**

DOI Asset Code	FRPP Unique Id#	API:	FCI-Before:
35500300	34578	75	1.0
40710300	99678	77	0.38

**Project Removal Justification:**

Following completion and review of the market study, the NPS proposes to re-allocate funds from this project to a higher priority at Grand Canyon National Park, Rehabilitate the North Rim and Roaring Springs Utility Systems. The NPS will evaluate future opportunities for limited investment in the asset through alternative fund sources.

**Project Description:**

This project will rehabilitate the Powerhouse Building to address deferred maintenance and code compliance. A market study will be conducted to inform the scope and scale of the rehabilitation ahead of anticipated public-private partnership opportunities.

**Scope of Benefits (SB):**

1.4 Remediate Poorest FCI Facilities

2.1 Reduce or Eliminate Deferred Maintenance

**Investment Strategy (IS):**

The Powerhouse Building is listed on the National Register of Historic Places as a national historic landmark and is a contributing building to the Grand Canyon Village National Historic Landmark District. The market study will inform the level and type of investment

**Consequences of Failure to Act (CFA):**

Failure to address the deficiencies associated with the Grand Canyon Powerhouse Building will result in the continued deterioration of the structure.

**Ranking Categories:**

Category	Percent	Score
FCI Rating:	n/a	0.32
API Rating:	n/a	76.00
API/FCI Score:	(40%)	12.91
SB Score:	(20%)	2.93
IS Score:	(20%)	7.00
CFA Score:	(20%)	0.36
<b>Total Score:</b>	<b>(100%)</b>	<b>23.20</b>

Combined ranking factors = (0.40 x API/FCI score) + (0.20 x SB score) + (0.20 x IS score) + (0.20 x CFA score)

**Capital Asset Planning**

Capital Plan Business Case Required: Yes

VE Study: N/A Completed N/A

**Project Costs and Status****Project Cost Estimate (this PDS):**

<b>Activity</b>	<b>Dollars in thousands</b>	<b>Percent</b>
Maintenance/Repair Work:	\$	0 0
Capital Improvement Work:	\$	0 0
Total:	\$	0 0

**Project Funding History (entire project):**

<b>History</b>	<b>Dollars in thousands</b>
Funded to Date:	\$ 0
FY 2021 Legacy Restoration Fund Funding (this PDS):	\$ 0
Future Funding to Complete Project:	\$ 0
Total:	\$ 0

**Class of Estimate: A B C D**

Estimate Escalated to: FY 21/Q1

**Planning and Design Funds (dollars in thousands):**

LRF Planning Funds Received:	\$	0
LRF Design Funds Received:	\$	0
Planning Funds Received from Other Fund Sources:	\$	0
Design Funds Received from Other Fund Sources:	\$	0

**Major Milestones**

Construction Award/Start

- Scheduled: N/A
- Actual: N/A

Project Complete

- Scheduled: N/A
- Actual: N/A

**Project Data Sheet**

Prepared/Last Updated: 02/2022

DOI Approved: YES

**Annual Operations & Maintenance Costs \$**

Current: N/A

Projected: N/A

Net Change: N/A



## Mandatory: Recreation Fee Permanent Appropriations

Recreation Fee Permanent Appropriation (\$000)	2021 Actual <sup>1</sup>	2022 Estimate <sup>2</sup>	2023 Estimate <sup>3</sup>	Change from 2022 Estimate (+/-)
<b>Recreation Fee Programs</b>	<b>313,379</b>	<b>321,136</b>	<b>329,164</b>	<b>+8,028</b>
Recreation Fee Program	310,002	318,636	326,664	+8,028
Deed Restricted Parks Fee Program	3,357	2,500	2,500	0
<b>Transportation Systems Fund (Fund 45)</b>	<b>24</b>	<b>207</b>	<b>212</b>	<b>+5</b>
<b>Payment for Tax Losses on Land Acquired for Grand Teton NP</b>	<b>16</b>	<b>16</b>	<b>17</b>	<b>+1</b>
<b>Total Receipts</b>	<b>313,419</b>	<b>321,359</b>	<b>329,393</b>	<b>+8,034</b>
<i>Total FTE Requirements</i>	<i>1,618</i>	<i>1,618</i>	<i>1,618</i>	<i>0</i>

<sup>1</sup> FY 2021 Actual column does not include these estimated sequestered Receipt amounts: Recreational Fee Program's \$2,166, GRTE \$1; FY 2021 Actual column includes pop up of funds that were sequestered in FY 2020 but became available in FY 2021: Recreational Fee Program's \$2,242, GRTE \$1.

<sup>2</sup> FY 2022 Estimate does not include these estimated sequestered Receipt amounts: Recreational Fee Program's \$2,166, GRTE \$1; FY 2022 Estimate column includes pop up of funds that were sequestered in FY 2021 but became available in FY 2022: Recreational Fee Program's \$2,166, GRTE \$1.

<sup>3</sup> FY 2023 Estimate column does not include these estimated sequestered Receipt amounts: Recreational Fee Program's \$2,166, GRTE \$1; FY 2023 estimate column includes pop-up fund that are estimated to be sequestered in FY 2022 but are expected to become available in FY 2023: Recreation Fee Program's \$2,166, GRTE \$1.

### Appropriation Overview, Justification of Program, and Performance

This section includes several permanent appropriations that are derived from recreation entrance and use fees. They are discussed below as program components of the Recreation Fee Permanent Appropriations.

#### Program Overview

##### Recreation Fee Program

The Federal Lands Recreation Enhancement Act (FLREA) (16 U.S.C. 6801 *et seq.*), authorizes recreation fees to be collected, retained, and expended by the National Park Service and other land management agencies to provide benefits and services to the visitor. NPS uses revenue generated by recreation fees to repair, maintain and enhance facilities; provide interpretation, information, and other visitor services; restore habitat directly related to wildlife-dependent recreation; and provide law enforcement related to public use and recreation both at the park where the fee is collected and throughout the National Park System. Authorization for the program terminates October 1, 2023. The Department of the Interior's FY 2023 budget request proposes appropriations language to extend authorization for the Federal Lands Recreation Enhancement Act by one year.

FLREA fee receipts depend on visitation, which varies based on many factors including gas prices, health of the economy, tour and travel industry trends, weather, construction, NPS initiatives, and park-specific variables. Revenues collected through the program have grown over the past five years, with an increase of 32 percent from FY 2015 to FY 2019, due to increases in fee pricing and increases in visitation. In FY 2020, the COVID-19 pandemic reduced park visitation, causing fee revenue to decline to a level comparable to FY 2015. In FY 2021, revenue levels began to rise again primarily due to an increase in visitation.

FLREA authorizes the NPS to retain all recreation fee revenue. At least 80 percent of collections must remain at the park unit until expended, unless that revenue exceeds the reasonable needs for the unit for that fiscal year, in which case the NPS can reduce the percent retained, but not below 60 percent. All collections needed to support transportation systems remain at the park in which they were collected and are spent in support of those systems.

---

*At a Glance...**Fee-Free Days*

---

The NPS will offer fee-free days in 2022, including the following:

- Monday, January 17 – Martin Luther King, Jr. Day
  - Saturday, April 16 – First Day of National Park Week
  - Thursday, August 4 – Anniversary of the Great American Outdoors Act
  - Saturday, September 24 – National Public Lands Day
  - Friday, November 11 – Veterans Day
- 

The NPS uses fee revenues to support a wide variety of work including operations and maintenance of visitor-facing facilities like visitor centers, campgrounds, restrooms, and trails; facility modernization and renewal investments; enhancement of recreational opportunities; and interpretation, law enforcement, and other visitor services. NPS has an expenditure policy that requires parks to obligate 55 percent of recreation fee allocations to deferred and preventative maintenance projects. Fee revenues are also used to fund fee collection operations and program administrative costs. Collection expenses are paid from the recreation fee funds retained at each park. These costs are monitored closely to ensure appropriateness and cost effectiveness. The recreation fee program provides central and regional office oversight and management.

Beginning in FY 2024, the NPS intends to conduct Congressional notification for Recreation Fee funded projects at a notification threshold of \$2,000,000 and 25 percent Capital Improvement, and for project components that only contain physical work. Previous Congressional Report language from FY 2008 had set a precedent of \$500,000 and 10 percent Capital Improvement.

**NPS Budgetary Resources: Recreation Fee Programs (\$000)**

Description	FY 2021 Actual	FY 2022 Estimate	FY 2023 Estimate
Unobligated Balance Brought Forward and Recoveries	356,576	397,976	320,912
Total Fees Collected <sup>1</sup>	313,379	321,136	329,164
<b>Total Available For Obligation</b>	<b>669,955</b>	<b>719,112</b>	<b>650,076</b>
Facilities Maintenance	155,414	251,689	260,030
Interpretation & Visitor Services	22,172	27,924	28,000
Transportation Systems <sup>2</sup>	2,107	25,199	25,829
Habitat Restoration	11,847	15,888	16,000
Collection Costs	39,276	42,000	43,000
Law Enforcement (for public use and recreation)	1,384	3,500	3,500
Fee Management Agreement and Reservation Services	15,969	17,000	18,000
Administrative, Overhead and Indirect Costs	23,809	15,000	15,000
<b>Total Obligations</b>	<b>271,978</b>	<b>398,200</b>	<b>409,359</b>
End of Year Unobligated Balance	397,976	320,912	240,716
<b>Total Expenditures (Outlays)</b>	<b>247,529</b>	<b>282,000</b>	<b>298,000</b>

<sup>1</sup> All columns include sequestration reductions and pop ups of previously sequestered funds.

<sup>2</sup> Transportation system obligations from FLREA account only. Obligations from the Transportation Systems Fund are reported separately.

Components of the Recreation Fee Program include the following:

**America the Beautiful – The National Parks and Federal Lands Recreational Pass:** The interagency pass provides admission to all units of the NPS and the Fish and Wildlife Service (FWS) that charge an entrance fee, and units of the Forest Service (USFS), Bureau of Land Management (BLM), and Bureau of Reclamation that charge a standard amenity fee. The pass is valid for 12 months from the date of purchase and costs \$80. The price of the interagency lifetime senior pass is \$80 and an annual senior pass costs \$20. The first \$10 million collected by NPS sites from the sale of senior passes in each fiscal year is deposited into an endowment managed by the National Park Foundation, and any additional amounts collected are deposited to the National Park Centennial Challenge Fund to be used for high-priority projects and programs that have non-Federal matching donations. The interagency access pass is free for citizens with permanent disabilities. Additionally, volunteers with over 250 hours of service, and members of the US military, Gold Star Families, and Veterans may receive a free annual pass. FY 2021 receipt totals and the estimated number of passes sold for the various types of passes sold by NPS sites are listed below:

- o Annual interagency pass totals: \$62.4 million; approximately 780,050 passes sold.
- o Senior pass totals: \$15.3 million; approximately 126,741 (80,203 Annual and 46,538 Lifetime) passes sold.
- o Fees from these passes are reported as part of the total revenues collected by parks.

**Recreation.gov (also known as Recreation One-Stop (R1S)):** This website provides reservation services for camping and other recreational activities for the NPS, USFS, US Army Corps of Engineers, FWS, Bureau of Reclamation (BOR), and BLM. It offers information and trip planning for over 3,500 Federal recreation facilities. Recreation.gov provides reservation services for 153 NPS sites that offer camping, tickets, permits or digital passes on Recreation.gov. The NPS offers 365 different camping, cabin, athletic field, and day use facilities, 26 permits, 54 tours, eight timed entry tickets, ten digital activity passes, and 60 digital site passes. In FY 2021, visitors made 4,227,188 camping and day use reservations, 351,091 permit reservations, 362,781 permit lottery applications, 2.6 million tour tickets reservations and 27,764 ticket lottery applications.

**Servicewide Point-of-Sale (Cash Register) System (POSS):** The POSS will enable the NPS to effectively and efficiently collect, account, and report recreational fee revenues with the use of standardized point-of-sale equipment. The POSS will greatly enhance the NPS' ability to complete cash, check, and credit card transactions; prepare remittance paperwork; provide IT compliance; provide enhanced employee security; and meet new banking and Treasury requirements.

- In September 2018, the NPS awarded a new contract, and the new system was implemented across 144 fee-collecting parks by August 2021.

**Program Overview**

---

**Deed Restricted Parks Fee Program**

Any recreation fees collected by park units at which entrance fees cannot be collected by reason of deed restrictions are retained, used, and managed by those respective park units in a manner similar to recreation fees collected at non-deed restricted parks. This applies to Great Smoky Mountains NP, Lincoln Home NHS, and Abraham Lincoln Birthplace NHS. Revenue collected by deed restricted parks continues to be managed and reported in conjunction with other FLREA revenues. In FY 2021, the NPS collected \$3.4 million in receipts at deed restricted parks. Annual receipts are estimated at \$2.5 million per year through FY 2023.

**Program Overview**

---

**Transportation Systems Fund**

The National Park Service was authorized by P.L. 109-131 (2005), as consolidated in 54 U.S.C § 101531, to collect transportation fees for the use of public transportation services within park units. All transportation fee monies must be spent on costs associated with the transportation systems at the park unit where the transportation fee is collected.

Point Reyes National Seashore (NS) and Voyageurs National Park (NP) collect fees under the Transportation Fee Authority. Due to COVID -19, Point Reyes NS did not collect any fees in FY 2021 and Voyageurs NP collected fees for only a portion of the year. As a result, FY 2021 Transportation Systems Fund revenue was \$24,395. The estimated transportation fees to be collected for these two parks under the transportation fee authority for FY 2022 and FY 2023 are \$207,000 and \$212,000, respectively.

**Program Overview**

---

**Payment for Tax Losses on Land Acquired for Grand Teton National Park**

As required by law (16 U.S.C. 406d-3), fees collected from visitors at Grand Teton NP are provided to the State of Wyoming in amounts sufficient to compensate for tax revenues lost as a result of Federal acquisitions of land in expanded areas of Grand Teton NP. Amounts may vary because of tax rate changes; withdrawal of additional lands from the State's tax rolls because of Federal acquisition; and gradual reductions by law of the amount due for each tract of land after it is acquired. For FY 2021, \$16,402 in Recreation Fee receipts were retained in this account. The estimated Recreation Fee receipts to be retained in this account are \$16,000 in FY 2022 and \$17,000 in FY 2023.

**FY 2021 Recreation Fee-Funded Project Examples**

**Joshua Tree National Park  
Repair Protective Lime Plaster at Ryan Ranch Main House**



BEFORE



AFTER

- This project addressed deferred maintenance and repairs for the Ryan Main House, one of the park's most heavily visited historic resources. Increased visitation, vandalism, and graffiti resulted in the loss of protective lime plaster from a significant portion of this adobe-brick structure.
- This project repaired and replaced approximate 1,000 square feet of the structure's protective lime plaster coating, shored up and capped of walls, repointed the foundation, and regraded the site to correct drainage issues.
- The park receives approximately 1 million visitors a year.

**Haleakala National Park  
Repair the Kipahulu Halē Ku'ai Traditional Native Hawaiian Hale**



BEFORE



AFTER

- This project used all-natural materials to repair a traditional Hawaiian building, or halē, that is located at the junction of two park trails and is used for cultural demonstrations.
- The project thatched the roof with natural materials (loulou), rehabilitated detailed end posts (kukuna), dismantled the traditional scaffolding (’oloke’a), added approximately 160 linear feet of railing along the perimeter, and replaced small rock (’ili’ili) along the rock perimeter and the bench. All repair work was completed under the supervision of a Master Halē Builder.
- The park receives approximately 1 million visitors a year.

**Tule Lake National Monument  
Restore Tule Lake Segregation Center Jail**



BEFORE



AFTER

- This project repaired portions of the concrete building damaged by earlier demolition attempts, replaced deteriorated concrete on the roof eaves, installed a new asphalt roof, replaced missing windows and doors, and installed safety and security systems, underground utility connections, and an accessible path from accessible parking stalls to the jail entry.
- Interior work re-installed original steel jail-cell bars and doors in all six detention cells, re-installed original steel bunk beds and plumbing and fixtures in two cells, rehabilitated shower and toilet stalls, and preserved pencil graffiti on cell walls to create highly accurate exhibits of how the jail appeared while used to incarcerate Japanese Americans between 1944 and 1946.
- This work improves access to the jail and provides a more meaningful experience for the 15,000 annual visitors to this site of complex and emotional civil liberties history.

**Sunset Crater National Monument  
Repair and Rehabilitate Visitor Center Exhibits**



- This project replaced outdated exhibits, including inoperable media, and improved access to visitor center exhibits.
- Thirty upgraded exhibit panels and improvements to the park film and seating in the viewing area improve the visitor experience for visitors of all abilities.
- The park receives over 100,000 visitors annually.

**Everglades National Park  
Replace Lone Pine Key Campground Fee Entrance Station**



BEFORE



AFTER

- This project constructed a new 300-square-foot entrance station at the park's Long Pine Key Campground utilizing standardized design for a reinforced masonry building with a steel roof.
- Work completed, including associated road work, new utilities, and other site work, meets requirements for a fee collection facility and is fully accessible to employees.
- The park receives over 1 million visitors annually.



**Colonial National Historical Park  
Rehabilitate Fences at Three Historic Houses in Yorktown**



BEFORE



AFTER

- This project rehabilitated approximately 1,200 linear feet of custom-cut wooden fences and ten gates at the park's historic Nelson, Ballard, and Edmund Smith houses. The design of each fence has its own unique character and each fence picket had to be hand cut and placed.
- These three properties, located in Yorktown's historic district, are part of historical walking tours provided by the park to 145,000 – 200,000 visitors annually.

**Big Bend National Park  
Restripe Park Roads for Visitor Safety**




BEFORE



AFTER

- This project re-striped 110 miles of paved park roads and parking areas to improve visitor safety and enhance the visitor's experience in the park.
- The work, completed with additional Federal Highways funding, meets public safety standards and reduces unsafe driving conditions, especially for night-time drivers, that lead to accidents and injuries.
- The park receives 440,000 visitors using the roads.

**Zion National Park  
Replace Split-rail Fence Along Park Trails**




BEFORE



AFTER

- This project repaired and replaced approximately 2000 linear feet of split-rail fence along the park's trails, parking lots and roadway.
- The work, performed by NPS staff and youth conservation crews, addressed deferred maintenance and resource damage issues by reconstructing deteriorated split-rail fences and constructing new fences to protect drainages, ponds, wetlands, and desert vegetation.
- This project supports visitor safety by providing clear delineation of approved hiking routes.
- The park receives 3.5 million visitors annually.

**Rocky Mountain National Park  
Rehabilitate Alluvial Fan Trail**



BEFORE



DURING



AFTER

- This project rehabilitated the park's popular Alluvial Fan Trail that was damaged by an extreme weather event in 2013. The work included installation of 3,000 square feet of new trail surface and 1,800 linear feet of trail meeting Architectural Barriers Act standards.
- The work, completed by Youth Conservation Corps and park volunteers, also included installation of 3,300 linear feet of single-tier rock walls to protect the trail and the removal of large boulders in the trail area.

- The park receives almost 5 million visitors a year.

**Prince William Forest Park  
Maintain Comfort Stations**



- This project funded regular maintenance, including cleaning, sanitizing, restocking, and completing minor repairs, at the park's eight comfort stations and visitor center.
- The funding ensured clean and sanitary facilities to meet the demand from a 150 percent increase in visitation.
- The park welcomes 326,000 visitors annually.

**Voyageurs National Park  
Maintain Campgrounds**



- This project supported visitor services at fee-collection campgrounds, including trash removal and maintenance of front and remote backcountry sites, toilets, food lockers, privy screenings, tent pads, signage and related structures.
- The park is water-based and all camping facilities, located on multiple islands, are accessible only by boat.
- The park receives 250,000 visitors a year.

## Summary Project Data Sheet for Recreation Fee - FY 2022

Plan Fund Year <sup>1,2</sup>	Priority	Facility or Unit Name	Project Title	State	Cong. District	Total Project (\$000)	Funded to Date (\$000)	Budget Year Funding Request (\$000)	Remaining to be Funded (\$000)	Future Years of Funding for Other Phases
2022	1	Grand Canyon National Park	Replace and Relocate Power Substation and High Voltage Overhead Lines Required for TCWL Program	AZ	AZ01	\$17,862	\$1,000	\$16,862	\$0	-
2022	2	Grand Canyon National Park	Improve Potable Water Supply to Innercanyon and South Rim, Phase II Construction	AZ	AZ01	\$135,044	\$90,363	\$25,900	\$18,781	2024
2022	3	Yosemite National Park	Enhance Visitor Safety with Construction of Underground Power and Communications to Wawona Tunnel, Phase I of II Design and Compliance	CA	CA04	\$9,149	\$0	\$799	\$8,350	2024
2022	4	Joshua Tree National Park	Design and Install Permanent Exhibits to Educate Visitors at Joshua Tree NP Cultural Center, Phase I of II Design	CA	CA08, CA36	\$3,701	\$0	\$1,130	\$2,571	2026
<b>Total</b>								<b>\$44,691</b>		

<sup>1</sup> Execution of the recreation fee program is dynamic; projects may shift between fiscal years as funding and scope allow.

<sup>2</sup> FY 2022 projects were not previously identified for FY 2022; they are listed here as notification of intent to execute in FY 2022.

## Summary Project Data Sheet for Recreation Fee - FY 2023

Plan Fund Year <sup>1</sup>	Priority	Facility or Unit Name	Project Title	State	Cong. District	Total Project (\$000)	Funded to Date (\$000)	Budget Year Funding Request (\$000)	Remaining to be Funded (\$000)	Future Years of Funding for Other Phases
2023	1	Boston National Historical Park	Make Freedom Trail Accessible at Old North Church, Phase II of II - Construction	MA	MA08	\$1,297	\$234	\$1,063	\$0	–
2023	2	Assateague Island National Seashore	Rehabilitate Developed Zone Water Distribution System - Construction	MD	MD01	\$921	\$177	\$744	\$0	–
2023	3	Guadalupe Mountains National Park	Rehabilitation of Pine Springs Visitor Center Auditorium, Phase II of II - Construction	TX	TX23	\$537	\$160	\$377	\$0	–
2023	4	Badlands National Park	Rehabilitate Asphalt Pullouts for Wildlife Viewing and Visitor Enjoyment Along the Loop Road, Phase II of II - Construction	SD	SDAL	\$652	\$130	\$522	\$0	–
2023	5	Gateway National Recreation Area	Rehabilitate Parking Lot Entrance and Fee Collection Facilities at Jacob Riis Park, Phase II of II -Construction	NY	NY05	\$1,416	\$226	\$1,191	\$0	–
2023	6	Crater Lake National Park	Rehabilitate North Junction Merriam Overlook for Visitor Safety, Phase II of II	OR	OR02	\$2,152	\$255	\$1,997	\$0	–
2023	7	Yosemite National Park	Rehabilitate Electrical, Plumbing, Seismic, Exterior, Interior, Fire Systems at Yosemite Valley Post Office, Phase I of III Pre-design	CA	CA04	\$11,022	\$0	\$743	\$10,279	2024, 2025
2023	8	Yosemite National Park	Rehabilitate Tuolumne Meadows Water Distribution System, Phase III of III – Rehabilitation and Supplemental Services	CA	CA04	\$11,537	\$1,311	\$10,227	\$0	–
2023	9	Death Valley National Park	Replace Deteriorated Salt Creek Boardwalk and Vault Toilet, Phase II of II - Construction	CA	CA08	\$731	\$115	\$616	\$0	–

Plan Fund Year <sup>1</sup>	Priority	Facility or Unit Name	Project Title	State	Cong. District	Total Project (\$000)	Funded to Date (\$000)	Budget Year Funding Request (\$000)	Remaining to be Funded (\$000)	Future Years of Funding for Other Phases
2023	10	Sequoia and Kings Canyon National Park	Rehabilitate Public Transportation Infrastructure in Overflow Parking Lot and Campground Facilities, Phase II of III Final Design	CA	CA21	\$6,475	\$462	\$462	\$5,551	2025
2023	11	Yosemite National Park	Upper Pines Dump Station Relocation and Stabilization Phase II - Construction	CA	CA04	\$1,194	\$225	\$969	\$0	-
2023	12	Haleakala National Park	Rehabilitate Haleakala Visitor Center Wastewater System, Phase II of II – Replacement and Monitoring	HI	HI02	\$2,324	\$800	\$1,524	\$0	-
2023	13	Sleeping Bear Dunes National Lakeshore	Relocate and Replace North Manitou Island Dock to Provide for Safe Visitor Access, Phase II of II -Construction	MI	MI01	\$2,960	\$573	\$2,387	\$0	-
2023	14	Sequoia and Kings Canyon National Park	Rehabilitate Public Transportation Infrastructure to Improve Visitor Services, Phase II of III - Design	CA	CA21	\$14,482	\$1,003	\$1,003	\$12,476	2025
2023	15	Muir Woods National Monument	Repair and Reconstruct Culvert Blow-out to Protect Conlon Road and Visitor Parking Area, Phase III of III - Construction	CA	CA02	\$765	\$105	\$660	\$0	-
2023	16	Sleeping Bear Dunes National Lakeshore	Plan, Design & Install Interpretive Media at Sleeping Bear Dunes to Improve the Visitor Experience – Phase IV of IV Construction	MI	MI01	\$520	\$374	\$153	\$0	-
<b>Total</b>								<b>\$24,638</b>		

<sup>1</sup> Execution of the recreation fee program is dynamic; projects may shift between fiscal years as funding and scope allow.

## NATIONAL PARK SERVICE

## Project Data Sheet

Total Project Score/Ranking: 70.70  
 Planned Funding FY 2022: \$16,862,000  
 Funding Source: Recreation Fee Park Revenue

## Project Identification

Project Title: Replace and Relocate Power Substation and High Voltage Overhead Lines Required for TCWL Program  
 Project Number: 189119A-B  
 Unit/Facility Name: Grand Canyon National Park  
 Region/Area/District: Lower Colorado Basin  
 Congressional District: AZ01  
 State: AZ

## Project Justification

DOI Asset Code	FRPP Unique Id#	API:	FCI-Before:
35500300	239171	55	0.00
40711200	256109	52	0.00
40760200	98784	55	0.42

**Project Description:**

This project will demolish an existing power station within the Grand Canyon Village Historic District and construct a new power substation within a utility corridor south of the Village and nearer to other utilities. The project will remove high-voltage overhead line and install replacement underground electrical distribution lines. Demolition of the existing power substation will occur after the new substation is operational. The project will complete design specifications for the new substation and construction documents for the related access road, as well as fund construction that that will be performed by the Arizona Power Service.

**Scope of Benefits (SB):**

The existing substation lacks the capacity to supply the required 3-phase electrical service for new systems within the Trans Canyon Waterline (TCWL) and other supporting water/wastewater processing systems planned in the next 5 years which are key to mission critical visitor services. A new power substation is the crucial first step required to operate the TCWL and associated water and wastewater facilities. This new substation will power charging stations for the park's transition to electric shuttle buses. The substation will be constructed in an area with lower visitation, resulting in an enhanced visitor experience, and will allow easier access for maintenance and repair.

**Investment Strategy (IS):**

The electrical substation is a critical utility supporting all electrical needs throughout the park's South Rim. The current 10-megawatt substation is at capacity and the current location does not provide sufficient area to enlarge the station to provide the needed 20-megawatt substation. Construction of an upgraded substation in greater proximity to existing utility systems will provide easier access for maintenance and repair while supporting critical utility (water, wastewater, and electrical) needs for modernization projects.

The Arizona Power Service (APS), the electrical utility provider to the park, will be the designer of record for the electrical substation and will assume all operating and maintenance costs for the new substation.

**Consequences of Failure to Act (CFA):**

Failure to complete this project will undermine the park's ability to complete planned major construction projects that 3-phase electrical services, including planned water and waste system modernization projects. Insufficient capacity of these systems could lead to park area closures.

**Ranking Categories:**

<b>Category</b>	<b>Percent</b>	<b>Score</b>
FCI Rating:	n/a	0.01
API Rating:	n/a	54.00
API/FCI Score:	(40%)	39.12
SB Score:	(20%)	8.32
IS Score:	(20%)	18.19
CFA Score:	(20%)	5.07
<b>Total Score:</b>	<b>(100%)</b>	<b>70.70</b>

Combined ranking factors = (0.40 x API/FCI score) + (0.20 x SB score) + (0.20 x IS score) + (0.20 x CFA score)

**Capital Asset Planning**

Capital Plan Business Case Required: No. This is not an NPS Capital Asset

VE Study: N/A Completed: N/A

**Project Costs and Status****Project Cost Estimate (this PDS):**

<b>Activity</b>	<b>Dollars in thousands</b>	<b>Percent</b>
Maintenance/Repair Work:	\$ 0	0
Capital Improvement Work:	\$ 16,862	100
Total:	\$ 16,862	100

**Project Funding History (entire project):**

<b>History</b>	<b>Dollars in thousands</b>
Funded to Date:	\$ 1,000
FY 2022 Recreation Fee Park Revenue Funding (this PDS):	\$ 16,862
Future Funding to Complete Project:	\$ 0
Total:	\$ 17,862

**Class of Estimate: C**

Estimate Escalated to: FY 2022/Q2

**Planning and Design Funds (dollars in thousands):**

Planning Funds Received in FY 2021:	\$ 0
Design Funds Received in FY 2021	\$ 1,000

**Major Milestones**

Construction Award/Start

- Scheduled: FY 2022/Q2
- Actual: N/A

Project Complete

- Scheduled: FY 2024/Q3
- Actual: N/A

**Project Data Sheet**

Prepared/Last Updated: 02/22

DOI Approved: YES

**Annual Operations & Maintenance Costs \$**

Current: \$144,000

Projected: \$144,000

Net Change: \$0





**NATIONAL PARK SERVICE  
Project Data Sheet**

Total Project Score/Ranking: 70.50  
Planned Funding FY 2022: \$25,900,000  
Funding Source: Recreation Fee Park Revenue

**Project Identification**

Project Title: Improve Potable Water Supply to Inncanyon and South Rim, Phase II Construction  
Project Number: 190083C  
Unit/Facility Name: Grand Canyon National Park  
Region/Area/District: Lower Colorado Basin  
Congressional District: AZ01  
State: AZ

**Project Justification**

DOI Asset Code	FRPP Unique Id#	API:	FCI-Before:
0	251096	88	0.00
0	251094	88	0.00
40710300	99678	77	0.39
40711200	107900	59	0.65

**Project Description:**

This project replaces the 12.5 mile-long transcanyon waterline, the electrical line from the Indian Garden pump station to Phantom Ranch, the distribution systems at Phantom Ranch and Indian Garden, and adds water treatment at Inner Canyon visitor areas. The new system will be capable of providing over one million gallons of potable water per day to the inner canyon visitor areas and to the South Rim.

The existing transcanyon waterline conveys water by gravity feed from Roaring Springs Cave, located approximately 3,200 feet below the North Rim, to the Indian Gardens Pump Station, located approximately 3,000 feet below the South Rim. Water is then pumped to the South Rim. This project will be accomplished in two phases: Phase I includes construction of the Water Treatment Plant on the South Rim (funded in FY 2020); the Phase II effort replaces a portion of the existing transcanyon waterline, upgrades the electrical service between Phantom Ranch and Indian Garden, and renews or replaces the 50 to 90 year old intake and distribution systems at Phantom Ranch and Indian Garden.

**Scope of Benefits (SB):**

The existing system, installed in the 1960s with a design life of 30-40 years, experiences frequent breaks that threaten the water supply to the South Rim. The 50+ year old transcanyon waterline, 20 years past its design life, is the sole delivery system for water to the inner canyon and the entire South Rim of the Grand Canyon. This water supply supports park operations by providing drinking and utility water for more than 6 million visitors each year, 2,500 year round residents, all inner canyon operations (including Phantom Ranch), all concession operated South Rim hotels and restaurants (with more than 1,000 lodging units), campgrounds (more than 400 campsites), visitor centers, the local K-12 school, and the Kaibab National Forest Headquarters. In addition, the waterline supplies water for fire protection throughout the South Rim for administrative facilities including visitor facilities, houses, and nearly 900 historic structures.

This phase of the project includes relocation of the water source; and will construct water treatment plants in compliance with the Arizona Department of Health standards for filtration and disinfection to protect public health and safety. The new water distribution systems will meet fire flow requirements for fire safety. The replaced electrical line will be shielded and buried to protect it from hiker foot traffic; the existing line is uncovered in many areas.

**Investment Strategy (IS):**

In the past few years, the park has responded to waterline breaks, on average, about once a month. Repairs are costly, averaging \$25,000 each, have the potential to precipitate additional breaks due to drops in pressure and re-pressurization, and require implementation of restrictive water conservation measures for visitors, residents and concession services. The cost to maintain the new pump station and intake system will increase planned operational costs but avoid or reduce unplanned costs due to waterline breaks. The project will eliminate major recapitalization costs for the facilities and systems for the next 20 years.

**Consequences of Failure to Act (CFA):**

The aging waterline will eventually fail beyond the park's ability to repair; the park would then haul water from outside sources at significant cost. Damage from a flood event in 1995 caused the waterline to remain offline for 28 days during the repair operations. The park implemented emergency water hauling measures at a total cost of more than \$5 million.

**Ranking Categories:**

Category	Percent	Score
FCI Rating:	n/a	0.40
API Rating:	n/a	78.00
API/FCI Score:	(40%)	40.00
SB Score:	(20%)	10.03
IS Score:	(20%)	19.84
CFA Score:	(20%)	0.63
<b>Total Score:</b>	<b>(100%)</b>	<b>70.50</b>

Combined ranking factors = (0.40 x API/FCI score) + (0.20 x SB score) + (0.20 x IS score) + (0.20 x CFA score)

**Capital Asset Planning**

Capital Plan Business Case Required: Y

VE Study: Scheduled 08/17 Completed 08/17

**Project Costs and Status****Project Cost Estimate (this PDS):**

Activity	Dollars in thousands	Percent
Maintenance/Repair Work:	\$ 25,900	100
Capital Improvement Work:	\$ 0	0
Total:	\$ 25,900	100

**Project Funding History (entire project):**

History	Dollars in thousands
Funded to Date:	\$ 11,797
FY 2021 Recreation Fee Park Revenue Funding:	\$ 5,760
FY 2020 LIC Funding:	\$ 16,700
FY 2022 Recreation Fee Park Revenue Funding (this PDS)	\$ 25,900
FY 2022 LIC Funding:	\$ 56,106
Future Funding to Complete Project	\$ 18,781
Total:	\$ 135,044

**Class of Estimate: C**

Estimate Escalated to: FY 2022/Q3

**Planning and Design Funds (dollars in thousands):**

Planning Funds Received in FY 2012-2018:	\$	1,315
Design Funds Received in FY 2019:	\$	9,116

**Major Milestones**

Construction Award/Start

- Scheduled: FY 2022/Q3
- Actual: N/A

Project Complete

- Scheduled: FY 2024/Q3
- Actual: N/A

**Project Data Sheet**

Prepared/Last Updated: 01/22

DOI Approved: YES

---

**Annual Operations & Maintenance Costs \$**

Current: \$2,510,000  
Projected: \$2,210,000  
Net Change: -\$300,000

**NATIONAL PARK SERVICE  
Project Data Sheet**

Total Project Score/Ranking: 69.60  
Planned Funding FY 2022: \$799,104  
Funding Source: Recreation Fee Park Revenue

**Project Identification**

Project Title: Enhance Visitor Safety with Construction of Underground Power and Communications to Wawona Tunnel, Phase I of II Design and Compliance  
Project Number: 229720B  
Unit/Facility Name: Yosemite National Park  
Region/Area/District: California – Great Basin  
Congressional District: CA04  
State: CA

**Project Justification**

<b>DOI Asset Code</b>	<b>FRPP Unique Id#</b>	<b>API:</b>	<b>FCI-Before:</b>
40711200	10661	100	0.28
40720100	6313	55	0.00
40720100	8911	55	0.46

**Project Description:**

This is the first phase of a two-phase project. It will complete the compliance, design, and contracting support for the project to replace the overhead power transmission lines with underground power and communications to Wawona Tunnel.

This project will replace the failing overhead components with a duct bank system that will connect to a recently constructed duct bank at Bridalveil Falls and continue the duct bank up to the Wawona Tunnel. Three replacement 12kV power lines and the replacement communication line will be installed in the new duct bank. The out-of-date Supervisory Control Acquisition Data (SCADA) System will be replaced with new hardware to properly control all tunnel ventilation and lighting.

The project will also replace, in-kind, existing surface mounted armored power and communication cables that continue from the Wawona Tunnel location up to the Turtleback Dome Communication Tower site. This project includes replacement of a generator, switchgear, transformers, and other appurtenances required to support the replacement electric and communication systems.

**Scope of Benefits (SB):**

The power distribution system feeding the Wawona Tunnel and Turtleback Dome Communication Tower is currently supplied by overhead conductors on poles and as such has been susceptible to fire, snow, and rockslides. The existing overhead electrical and direct bury communication lines that run from the powerhouse substation location to the Wawona Tunnel are unreliable, past their useful component life, and endanger those who use the tunnel.

Loss of power to the Wawona Tunnel causes serious safety risks due to tunnel exhaust fans and tunnel lighting being supplied by the existing overhead line. The replacement of this line in a new buried duct bank system will significantly improve the reliability of the tunnel ventilation system as well as the communication systems at the Turtleback Dome communication tower. Replacement of outdated SCADA control hardware will allow control of Tunnel Exhaust Fans by a carbon monoxide (CO) sensor activated when the CO concentrations reach predetermined levels, rather than running the fans continuously. Reliable mobile communication opportunities will benefit both visitors and first responders. This project will improve the health and safety of the 1.6 million park visitors and employees that utilize the Wawona Tunnel.

In addition, an underground transmission system will improve the natural scenery and setting in the area, as well as reduce fire danger due to downed lines. This project reduces tunnel closures that require visitors and first responders

traveling between Wawona and the Valley to use the alternate route Highway 140, adding hours to their travel and significantly impacting emergency services and visitor experiences.

**Investment Strategy (IS):**

The underground electrical system will be less costly to maintain as it is less susceptible to wildland fires, treefall, and rockfall accidents. New conductors will improve inefficiencies due to line loss in the existing distribution system, resulting in overall less energy consumed and decreased maintenance costs.

The replacement of the out-of-date SCADA system will increase operation and maintenance efficiencies and will decrease costs. Without SCADA control of the Tunnel Exhaust Fans are required to run continuously; SCADA control saves energy and reduce maintenance costs of the large tunnel fan motors.

Over the past couple of years, the existing operation and maintenance costs have included a few hundred thousand dollars of emergency repairs, equipment rentals, and overtime labor costs. Upon completion of the project, the operating and maintenance costs will be dramatically lowered due to the increased reliability of the system as well as the ability for remote monitoring. This increased reliability will reduce the need for emergency repairs, generator rentals to maintain power to critical infrastructure, and overtime labor.

**Consequences of Failure to Act (CFA):**

Failure to perform the improvements described in this project will result in continued utilization of the existing high voltage overhead system which is known to be unreliable for the current needs. The existing unreliable tunnel ventilation and lighting systems will continue to pose life, health, and safety risks to visitors as they ensure that vehicular exhaust is expelled from the tunnel and fresh air is brought in for the motorists to breathe and that there is sufficient lighting for safe vehicular travel. Communications will continue to be unreliable and compromised. Consequently, the life and health of all visitors and park employees traveling through the tunnel are at risk.

**Ranking Categories:**

Category	Percent	Score
FCI Rating:	n/a	0.28
API Rating:	n/a	70.00
API/FCI Score:	(40%)	40.00
SB Score:	(20%)	10.38
IS Score:	(20%)	14.62
CFA Score:	(20%)	4.60
<b>Total Score:</b>	<b>(100%)</b>	<b>69.60</b>

Combined ranking factors = (0.40 x API/FCI score) + (0.20 x SB score) + (0.20 x IS score) + (0.20 x CFA score)

**Capital Asset Planning**

Capital Plan Business Case Required: Yes

VE Study: C Scheduled 02/22 (Investment concept: results pending)

**Project Costs and Status**

**Project Cost Estimate (this PDS):**

Activity	Dollars in thousands	Percent
Maintenance/Repair Work:	\$ 408	51
Capital Improvement Work:	\$ 392	49
Total:	\$ 799	100

**Project Funding History (entire project):**

History	Dollars in thousands
Funded to Date:	\$ 0
FY 2022 Recreation Fee Park Revenue Funding (this PDS):	\$ 799
Future Funding to Complete Project:	\$ 8,350
Total:	\$ 9,149

**Class of Estimate: C**

Estimate Escalated to: FY 2024/Q3

**Planning and Design Funds (dollars in thousands):**

Planning Funds Received in FY 2022:	\$	304
Design Funds Received in FY 2022:	\$	455

**Major Milestones**

Construction Award/Start

- Scheduled: FY 2024/Q3
- Actual: N/A

Project Complete

- Scheduled: FY 2025/Q4
- Actual: N/A

**Project Data Sheet**

Prepared/Last Updated: 01/22

DOI Approved: YES

---

**Annual Operations & Maintenance Costs \$**

Current: \$0

Projected: \$0

Net Change: \$0

**NATIONAL PARK SERVICE  
Project Data Sheet**

Total Project Score/Ranking: 51.80  
Planned Funding FY 2022: \$1,130,084  
Funding Source: Recreation Fee Park Revenue

**Project Identification**

Project Title: Design and Install Permanent Exhibits to Educate Visitors at Joshua Tree NP Cultural Center, Phase I of II Design  
Project Number: 309718B  
Unit/Facility Name: Joshua Tree National Park  
Region/Area/District: Lower Colorado Basin  
Congressional District: CA08, CA36  
State: CA

**Project Justification**

<b>DOI Asset Code</b>	<b>FRPP Unique Id#</b>	<b>API:</b>	<b>FCI-Before:</b>
40750700	231286	27	0.35

**Project Description:**

This phase is the first of a two-phase project that will install permanent museum exhibits at the Joshua Tree National Park Cultural Center. This first phase will complete compliance requirements, including Tribal consultations, as well as pre-design and final design of the exhibits.

This project will design, fabricate, and install new, permanent museum exhibits to replace temporary, in-house exhibits at the interagency Joshua Tree National Park Cultural Center in Twentynine Palms, California. The project will produce exhibits for installation in the main exhibit area, the cooperating association bookstore and visitor center desk area, and the demonstration garden. The project will produce audio descriptions of the exhibits and tactile models. The exhibits will be compliant with accessibility laws and regulations.

**Scope of Benefits (SB):**

This project will install new, permanent, accessible exhibits in the new Joshua Tree National Park Cultural Center. Installation of current, innovative, and immersive technologies will provide opportunities for visitors of all ages and abilities to learn independently about the park's cultural history and current Tribal partners, resulting in a more informed public with a stronger connection to the park and its history. This project advances the park's goals for improving visitor orientation, strengthening Tribal collaboration and interpretive partnerships, and messaging a conservation ethos that encourages visitors to recreate safely in the fragile desert ecosystem. The exhibits will meet professional standards for interpretive media and fully comply with accessibility standards.

**Investment Strategy (IS):**

This project is part of the park's strategic plan to improve the visitor experience. The park has committed to produce permanent exhibits for the new cultural center that the City of Twentynine Palms is constructing. The permanent exhibits produced for the new cultural center will provide visitors with permanent access to objects from the Campbell collection for the first time. The self-directed learning techniques employed in these exhibits will expand and enrich the visitor experience without a need to augment staffing.

Completion of this project will allow the park to convert the current Oasis Visitor Center into a facility for wilderness backpacker permitting and orientation.

**Consequences of Failure to Act (CFA):**

In failing to produce and install permanent exhibits in the new cultural center, the park would not meet its commitment to the City of Twentynine Palms and its partners and damage relationships with local stakeholders and Tribal communities that the park has worked to sustain. Existing exhibits are a temporary measure providing limited visitor orientation, education, and engagement. Failure to complete this project would result in missed opportunities



for an enhanced and inclusive visitor experience, both directly at the new cultural center and at the proposed backpacking orientation center that is part of the comprehensive interpretive plan.

**Ranking Categories:**

Category	Percent	Score
FCI Rating:	n/a	0.35
API Rating:	n/a	27.00
API/FCI Score:	(40%)	40.00
SB Score:	(20%)	5.90
IS Score:	(20%)	5.90
CFA Score:	(20%)	0.00
<b>Total Score:</b>	<b>(100%)</b>	<b>51.80</b>

Combined ranking factors = (0.40 x API/FCI score) + (0.20 x SB score) + (0.20 x IS score) + (0.20 x CFA score)

**Capital Asset Planning**

Capital Plan Business Case Required: Yes

VE Study: Scheduled 02/22 Completed 02/22

**Project Costs and Status****Project Cost Estimate (this PDS):**

Activity	Dollars in thousands	Percent
Maintenance/Repair Work:	\$ 0	0
Capital Improvement Work:	\$ 1,130	100
Total:	\$ 1,130	100

**Project Funding History (entire project):**

History	Dollars in thousands
Funded to Date:	\$ 0
FY 2022 Recreation Fee Park Revenue Funding (this PDS):	\$ 1,130
Future Funding to Complete Project:	\$ 2,571
Total:	\$ 3,701

**Class of Estimate: B**

Estimate Escalated to: FY 2023/Q1

**Planning and Design Funds (dollars in thousands):**

Planning Funds Received in FY 2022:	\$ 699
Design Funds Received in FY 2022:	\$ 431

**Major Milestones**

Construction Award/Start

- Scheduled: FY 2023/Q1
- Actual: N/A

Project Complete

- Scheduled: FY 2023/Q4
- Actual: N/A

**Project Data Sheet**

Prepared/Last Updated: 02/22

DOI Approved: YES

**Annual Operations & Maintenance Costs \$**

Current: \$0  
Projected: \$0  
Net Change: \$0

**NATIONAL PARK SERVICE  
Project Data Sheet**

Total Project Score/Ranking: 90.60  
Planned Funding FY 2023: \$1,063,000  
Funding Source: Recreation Fee Nationwide 20%

**Project Identification**

Project Title: Make Freedom Trail Accessible at Old North Church, Phase II of II - Construction  
Project Number: 255612A  
Unit/Facility Name: Boston National Historical Park  
Region/Area/District: North Atlantic - Appalachian  
Congressional District: MA08  
State: MA

**Project Justification**

DOI Asset Code	FRPP Unique Id#	API:	FCI-Before:
40750300	252338	90	0.00

**Project Description:**

This is phase II of II that will provide an accessible route across the Old North Church property along a segment of the Freedom Trail between Salem and Unity streets. The project will construct a pedestrian ramp to bypass an existing exterior stair and 5-foot grade change. The accessible route will provide access from the Freedom Trail to the Church's main visitor entry door on Salem Street and to the entrance to the historic crypt under the church. The project also will provide connections to the adjacent Paul Revere Mall and nearby Paul Revere House to the east, as well as Cops Burial Ground to the west by making existing pathways accessible and connected to curb cuts along the public walkways.

**Scope of Benefits (SB):**

This project will remove architectural access barriers for visitors traveling along the Freedom Trail through the Old North Church campus. The new ramp, along with reconstruction of the existing stair and surrounding pavement, will improve visitor access and comply with Massachusetts Architectural Access Board regulations and Americans with Disabilities Act design guidelines.

**Investment Strategy (IS):**

The Old North Church is listed in the park enabling's legislation as a property of outstanding national significance. Annual visitation to and through the Old North Church property along the Freedom Trail is estimated at about 600,000. This project will provide site access for visitors with mobility impairments and result in expanded visitor access to the site. The project will also bring the site into compliance with State and Federal accessibility guidelines.

**Consequences of Failure to Act (CFA):**

Failure to act will impede mobility impaired visitors from visiting Old North Church and traveling through the Old North Church campus to other sites along the Freedom Trail. For more mobile visitors, it will leave existing uneven pavement and tripping hazards.

**Ranking Categories:**

Category	Percent	Score
FCI Rating:	n/a	0.00
API Rating:	n/a	90.00
API/FCI Score:	(40%)	40.00
SB Score:	(20%)	20.00
IS Score:	(20%)	20.00
CFA Score:	(20%)	10.60
<b>Total Score:</b>	<b>(100%)</b>	<b>90.60</b>

Combined ranking factors = (0.40 x API/FCI score) + (0.20 x SB score) + (0.20 x IS score) + (0.20 x CFA score)

**Capital Asset Planning**

Capital Plan Business Case Required: Yes

VE Study: D Scheduled 06//21 Completed 06/21

**Project Costs and Status**

**Project Cost Estimate (this PDS):**

<b>Activity</b>	<b>Dollars in thousands</b>	<b>Percent</b>
Maintenance/Repair Work:	\$ 1,063	100
Capital Improvement Work:	\$ 0	100
Total:	\$ 1,063	100

**Project Funding History (entire project):**

<b>History</b>	<b>Dollars in thousands</b>
Funded to Date:	\$ 234
FY 2023 Recreation Fee Nationwide 20% Funding (this PDS):	\$ 1,063
Future Funding to Complete Project:	\$ 0
Total:	\$ 1,297

**Class of Estimate: C**

Estimate Escalated to: FY 2023/Q2

**Planning and Design Funds (dollars in thousands):**

Planning Funds Received in FY 2021:	\$	0
Design Funds Received in FY 2021:	\$	234

**Major Milestones**

Construction Award/Start

- Scheduled: FY 2023/Q2
- Actual: N/A

Project Complete

- Scheduled: FY 2023/Q1
- Actual: N/A

**Project Data Sheet**

Prepared/Last Updated: 01/22

DOI Approved: YES

**Annual Operations & Maintenance Costs \$**

Current: \$5,000

Projected: \$5,000

Net Change: \$0

**NATIONAL PARK SERVICE  
Project Data Sheet**

Total Project Score/Ranking: 82.9  
 Planned Funding FY 2023: \$744,000  
 Funding Source: Recreation Fee Park Revenue

**Project Identification**

Project Title: Rehabilitate and Extend Developed Zone Water Distribution System  
 Project Number: 310326A  
 Unit/Facility Name: Assateague Island National Seashore  
 Region/Area/District: North Atlantic - Appalachian  
 Congressional District: MD01  
 State: MD

**Project Justification**

DOI Asset Code	FRPP Unique Id#	API:	FCI-Before:
40710300	81114	65	0.40

**Project Description:**

This project will rehabilitate the water distribution system in the Maryland District of the park. The water lines supply potable water to over 1 million visitors annually who utilize the developed zone campgrounds and multiple day-use recreation areas. The project includes the design and replacement of existing water line and the addition of line where needed to supply potable water service to the Old Ferry Landing recreation area. The system will be designed to support current and future use as outlined in the park's Campground Redesign Environmental Assessment.

**Scope of Benefits (SB):**

The current system is more than 20 years old and is inadequately designed for its current use. Frequent water leaks require ongoing corrective and emergency maintenance. This project provides safe water for visitors at campgrounds and park sites. This project addresses needed renewal of a critical park system and a reduction of the parks deferred maintenance.

**Investment Strategy (IS):**

This project decreases operational and maintenance requirements for the park. Time and money currently spent on incremental repairs to keep the system working will be redirected to higher priority assets. The updated system will be designed for current and future use. This work will ensure the park is only conducting preventative maintenance on a routine schedule.

**Consequences of Failure to Act (CFA):**

The water distribution system is in poor condition, resulting in frequent emergency repairs in order to maintain water service to our campgrounds and day-use recreation areas. Water service interruptions and resulting repairs inconvenience park visitors and operations. Repairs along park roads have caused visitor traffic jams. Leaks in the system are often challenging to locate due to sandy soils and shallow water table. System leaks will continue to increase in number and severity which wastes energy and increases public health risk.

**Ranking Categories:**

Category	Percent	Score
FCI Rating:	n/a	0.40
API Rating:	n/a	65.00
API/FCI Score:	(40%)	40.00

Category	Percent	Score
SB Score:	(20%)	17.39
IS Score:	(20%)	20.00
CFA Score:	(20%)	5.55
<b>Total Score:</b>	<b>(100%)</b>	<b>82.90</b>

Combined ranking factors = (0.40 x API/FCI score) + (0.20 x SB score) + (0.20 x IS score) + (0.20 x CFA score)

### **Capital Asset Planning**

Capital Plan Business Case Required: [No]

VE Study: Scheduled N/A Completed N/A

### **Project Costs and Status**

#### **Project Cost Estimate (this PDS):**

Activity	Dollars in thousands	Percent
Maintenance/Repair Work:	\$ 603	81
Capital Improvement Work:	\$ 141	19
Total:	\$ 744	100

#### **Project Funding History (entire project):**

History	Dollars in thousands
Funded to Date:	\$ 177
FY 2023 Recreation Fee Park Revenue Funding (this PDS):	\$ 744
Future Funding to Complete Project:	\$ 0
Total:	\$ 921

#### **Class of Estimate: C**

Estimate Escalated to: FY 2023/Q1

#### **Planning and Design Funds (dollars in thousands):**

Planning Funds Received in FY 2021:	\$	0
Design Funds Received in FY 2021:	\$	177

#### **Major Milestones**

Construction Award/Start

- Scheduled: FY 2023/Q1
- Actual: N/A

Project Complete

- Scheduled: FY 2024/Q1
- Actual: N/A

#### **Project Data Sheet**

Prepared/Last Updated: 02/22

DOI Approved: YES

### **Annual Operations & Maintenance Costs \$**

Current: \$37,000

Projected: \$25,000

Net Change: -\$12,000

**NATIONAL PARK SERVICE  
Project Data Sheet**

Total Project Score/Ranking: 81.10  
Planned Funding FY 2023: \$376,981  
Funding Source: Recreation Fee Park Revenue

**Project Identification**

Project Title: Rehabilitation of Pine Springs Visitor Center Auditorium, Phase II of II–Construction  
Project Number: 250765A  
Unit/Facility Name: Guadalupe Mountains National Park  
Region/Area/District: Arkansas – Rio Grande – Texas - Gulf  
Congressional District: TX23  
State: TX

**Project Justification**

DOI Asset Code	FRPP Unique Id#	API:	FCI-Before:
35290800	72154	55	0.14

**Project Description:**

This project will remodel the Pine Springs Visitor Center and realign the underutilized auditorium space into a mixed-use exhibit area and retail space for the cooperating association. It will also address roof leaks, remodel visitor information desk area, correct structural fire suppression system deficiencies, and address needs for smoke detectors, HVAC, electrical outlets, and lighting. The remodeled visitor center will expand the area accessible to visitors and drastically improve pedestrian traffic in the lobby. This project is timed to coincide with another project which will conserve and install a historic stagecoach from the park’s museum collection in the rehabilitated space.

Architectural and engineering design documents for this project will be completed with FY 2022 funding.

**Scope of Benefits (SB):**

Constructed in the early 1990s, Pine Springs Visitor Center feature a large auditorium that in recent years has been underutilized. Few visitors viewed the park’s outdated film. This project will repurpose the space to enhance the visitor experience. This redesigned space will manage visitor circulation more effectively, relieve visitor congestion, and incorporate new door designs to meet Americans with Disabilities Act accessibility standards. The project will create an enlarged retail space and gallery space to exhibit a historic stagecoach that contribute to the adaptive reuse of the building to meet the needs and expectations of 21<sup>st</sup> century visitors and increase understanding of park resources.

**Investment Strategy (IS):**

This project will address structural and mechanical issues and transform a rarely utilized area of building into the park’s primary visitor contact and retail sales area. Deferred maintenance costs have increased for this underutilized portion of the building. Replacement of lighting and other components will significantly reduce facility maintenance needs in this space. Other costs for custodial service would remain constant.

**Consequences of Failure to Act (CFA):**

If this project is not completed, the consequences of ongoing deferred maintenance, including underutilized and deteriorating visitor facilities, will undermine visitor satisfaction and constrain the park’s efforts to provide services required for an inclusive and dynamic visitor engagement strategy.

**Ranking Categories:**

Category	Percent	Score
FCI Rating:	n/a	0.14
API Rating:	n/a	55.00
API/FCI Score:	(40%)	40.00

Category	Percent	Score
SB Score:	(20%)	19.25
IS Score:	(20%)	20.00
CFA Score:	(20%)	1.85
<b>Total Score:</b>	<b>(100%)</b>	<b>81.10</b>

Combined ranking factors = (0.40 x API/FCI score) + (0.20 x SB score) + (0.20 x IS score) + (0.20 x CFA score)

### Capital Asset Planning

Capital Plan Business Case Required: [No]

VE Study: Scheduled N/A Completed N/A

### Project Costs and Status

#### Project Cost Estimate (this PDS):

Activity	Dollars in thousands	Percent
Maintenance/Repair Work:	\$ 317	84
Capital Improvement Work:	\$ 60	16
Total:	\$ 377	100

#### Project Funding History (entire project):

History	Dollars in thousands
Funded to Date:	\$ 160
FY 2023 Recreation Fee Park Revenue Funding (this PDS):	\$ 377
Future Funding to Complete Project:	\$ 0
Total:	\$ 537

#### Class of Estimate: C

Estimate Escalated to: FY 2023/Q1

#### Planning and Design Funds (dollars in thousands):

Planning Funds Received in FY 2022:	\$ 0
Design Funds Received in FY 2022:	\$ 160

#### Major Milestones

Construction Award/Start

- Scheduled: FY 2023/Q1
- Actual: N/A

Project Complete

- Scheduled: FY 2024/Q1
- Actual: N/A

#### Project Data Sheet

Prepared/Last Updated: 01/22

DOI Approved: YES

### Annual Operations & Maintenance Costs \$

Current: \$44,000  
 Projected: \$39,000  
 Net Change: -\$5,000

NATIONAL PARK SERVICE  
 Project Data Sheet

Total Project Score/Ranking: 80.30



Planned Funding FY 2023: \$522,084

Funding Source: Recreation Fee Park Revenue

**Project Identification**

Project Title: Rehabilitate Asphalt Pullouts for Wildlife Viewing and Visitor Enjoyment Along the Loop Road, Phase II of II - Construction

Project Number: 245016A

Unit/Facility Name: Badlands National Park

Region/Area/District: Missouri Basin

Congressional District: SDAL

State: SD

**Project Justification**

DOI Asset Code	FRPP Unique Id#	API:	FCI-Before:
40760100	43372	100	0.70

**Project Description:**

This project will rehabilitate the roadway shoulder along the park's Loop Road by removing soft spots, compacting the base course, and repaving to create a safe, stable area for visitor parking. The project will also rehabilitate two existing gravel pullouts along the Loop Road and create five new pullouts so that park visitors may view park wildlife from a hardened surface.

**Scope of Benefits (SB):**

The park's existing overlooks and vehicle pullouts along the Loop Road are inadequate to support visitor use demands and to sustain safe conditions for wildlife viewing. The proposed expansion of paved and gravel parking areas will expand visitor access to safe viewing areas and increase the number of parking spaces along the Loop Road by forty percent, helping to manage traffic circulation and reduce congestion during peak visitation.

**Investment Strategy (IS):**

The work along the Loop Road will rehabilitate park infrastructure to expand visitor access to wildlife viewing in structured, safe environments. Managing visitor use through these infrastructural improvements will lead to increased visitor satisfaction and reduced risks. This project will result in efficiencies, including reductions in annual maintenance costs, and savings in traffic enforcement and resource management function.

**Consequences of Failure to Act (CFA):**

If NPS does not complete rehabilitation and construction of safe viewing areas, impeded vehicular flow will continue to adversely affect safe and enjoyable visitor wildlife viewing experiences. Potential negative outcomes include unsafe human-bison interactions and resource degradation, particularly archeological resources, along volunteer trails and unauthorized parking areas along the Loop Road.

**Ranking Categories:**

Category	Percent	Score
FCI Rating:	n/a	0.70
API Rating:	n/a	100.00
API/FCI Score:	(40%)	40.00
SB Score:	(20%)	18.97
IS Score:	(20%)	19.67
CFA Score:	(20%)	1.66
<b>Total Score:</b>	<b>(100%)</b>	<b>80.30</b>

Combined ranking factors = (0.40 x API/FCI score) + (0.20 x SB score) + (0.20 x IS score) + (0.20 x CFA score)

**Capital Asset Planning**

Capital Plan Business Case Required: [No]  
 VE Study: Scheduled N/A Completed N/A

**Project Costs and Status****Project Cost Estimate (this PDS):**

<b>Activity</b>	<b>Dollars in thousands</b>	<b>Percent</b>
Maintenance/Repair Work:	\$ 329	63
Capital Improvement Work:	\$ 193	37
Total:	\$ 522	100

**Project Funding History (entire project):**

<b>History</b>	<b>Dollars in thousands</b>
Funded to Date:	\$ 130
FY 2023 Recreation Fee Park Revenue Funding (this PDS):	\$ 522
Future Funding to Complete Project:	\$ 0
Total:	\$ 652

**Class of Estimate: C**

Estimate Escalated to: FY 2023/Q1

**Planning and Design Funds (dollars in thousands):**

Planning Funds Received in FY 2022:	\$ 78
Design Funds Received in FY 2022:	\$ 52

**Major Milestones**

Construction Award/Start

- Scheduled: FY 2023/Q1
- Actual: N/A

Project Complete

- Scheduled: FY 2024/Q3
- Actual: N/A

**Project Data Sheet**

Prepared/Last Updated: 01/22  
 DOI Approved: YES

**Annual Operations & Maintenance Costs \$**

Current: \$455,000  
 Projected: \$443,000  
 Net Change: -\$12,000

**NATIONAL PARK SERVICE  
Project Data Sheet**

Total Project Score/Ranking: 79.40  
Planned Funding FY 2023: \$1,190,516  
Funding Source: Recreation Fee Park Revenue

**Project Identification**

Project Title: Rehabilitate Parking Lot Entrance and Fee Collection Facilities at Jacob Riis Park, Phase II of II - Construction  
Project Number: 213019A  
Unit/Facility Name: Gateway National Recreation Area  
Region/Area/District: North Atlantic - Appalachian  
Congressional District: NY05  
State: NY

**Project Justification**

<b>DOI Asset Code</b>	<b>FRPP Unique Id#</b>	<b>API:</b>	<b>FCI-Before:</b>
35100000	42394	21	0.34
35100000	28508	55	0.00
40660100	36107	88	0.75

**Project Description:**

This project will renovate and rehabilitate the parking lot entrance area in Jacob Riis park, part of the park's Jamaica Bay Unit. This construction component, the second and final phase of the project, will reconfigure existing visitor use toll booths repair six in-bound and two out-bound traffic lanes; upgrade utility services to ensure sufficient electrical power, data cabling, air conditioning units, lighting, and other required equipment; and construct safety features to protect fee collectors, including curbing, guard rails, traffic barriers, gates, traffic control devices and security. The project also will rehabilitate the existing support building to upgrade security; replace deteriorated fixtures; provide new floor, wall and ceiling finishes; replace roof and HVAC system; install accessible toilet fixtures in restroom; and replace exterior security roll-down doors and entrance door.

The design phase funded in FY 2020 is underway to produce pre-design documents that will inform construction specifications.

**Scope of Benefits (SB):**

The Jacob Riis Park fee plaza will be upgraded with new fee booths, improvements to the entrance station driving lanes and signage, and improvements to the fee station's support building that are critical to securing the fee station and sustaining operations that provide for expanded and enhanced visitor access to this popular park area.

**Investment Strategy (IS):**

The Jacob Riis Park fee station collects annual receipts exceeding \$1 million annually between Memorial Day and Labor Day. Completion of this project is expected to ensure continuity, efficiency, and security of fee operations and improve visitor experience.

**Consequences of Failure to Act (CFA):**

Failure to make the improvements will result in longer lines at the entrance station, unsafe air quality for visitors and parks staff, and stresses on critical infrastructure and utilities that will jeopardize fee collection with the potential closure or reduction of facilities.

**Ranking Categories:**

<b>Category</b>	<b>Percent</b>	<b>Score</b>
FCI Rating:	n/a	0.74
API Rating:	n/a	54.67
API/FCI Score:	(40%)	31.20
SB Score:	(20%)	8.20
IS Score:	(20%)	20.00
CFA Score:	(20%)	20.00
<b>Total Score:</b>	<b>(100%)</b>	<b>79.40</b>

Combined ranking factors = (0.40 x API/FCI score) + (0.20 x SB score) + (0.20 x IS score) + (0.20 x CFA score)

**Capital Asset Planning**

Capital Plan Business Case Required: [Yes]

VE Study: D Scheduled 01/22 Completed 01/22

**Project Costs and Status****Project Cost Estimate (this PDS):**

<b>Activity</b>	<b>Dollars in thousands</b>	<b>Percent</b>
Maintenance/Repair Work:	\$ 893	75
Capital Improvement Work:	\$ 298	25
Total:	\$ 1,191	100

**Project Funding History (entire project):**

<b>History</b>	<b>Dollars in thousands</b>
Funded to Date:	\$ 226
FY 2023 Recreation Fee Park Revenue Funding (this PDS):	\$ 1,191
Future Funding to Complete Project:	\$ 0
Total:	\$ 1,416

**Class of Estimate: C**

Estimate Escalated to: FY 2023/Q2

**Planning and Design Funds (dollars in thousands):**

Planning Funds Received in FY 2021:	\$ 73
Design Funds Received in FY 2021:	\$ 153

**Major Milestones**

Construction Award/Start

- Scheduled: FY 2023/Q2
- Actual: N/A

Project Complete

- Scheduled: FY 2023/Q4
- Actual: N/A

**Project Data Sheet**

Prepared/Last Updated: 01/22

DOI Approved: YES

**Annual Operations & Maintenance Costs \$**

Current: \$1,003,000  
 Projected: \$1,002,000  
 Net Change: -\$1,000



**NATIONAL PARK SERVICE  
Project Data Sheet**

Total Project Score/Ranking: 78.61  
Planned Funding FY 2023: \$1,997,438  
Funding Source: Recreation Fee Park Revenue

**Project Identification**

Project Title: Rehabilitate North Junction Merriam Overlook for Visitor Safety, Phase II of II  
Project Number: 309838A  
Unit/Facility Name: Crater Lake National Park  
Region/Area/District: California – Great Basin  
Congressional District: OR02  
State: OR

**Project Justification**

DOI Asset Code	FRPP Unique Id#	API:	FCI-Before:
0	253687	70	0.00
40660100	75363	58	0.28
40750300	111656	49	0.74
40750700	230275	70	0.31
40751100	64278	58	0.36

**Project Description:**

This is the final phase of a two-phase project to rehabilitate visitor facilities at North Junction Merriam Viewpoint that will improve visitor safety. This project will construct a concrete paved trail with stone curb lining either side of the trail to hold pavement and define the trail. It will replace all dilapidated wood post-and-rail handrail with posts of stone and mortar and rot resistant wood railings painted brown to match the historic design; obliterate social trails and restore the adjacent landscape through site repair, adding native compost, seeding, and planting native vegetation; install a new interpretive wayside at the viewing platform and signs to mitigate future trampling and site degradation. This project also will construct a needed vault toilet at a high visitor use area.

This phase will complete the construction and the restoration of the maintained landscape. This project is the continuation of another project which yielded the schematic designs for the improvements to Overlook A and B in the park.

**Scope of Benefits (SB):**

This project will provide restroom facilities to a highly visited overlook. It will reduce safety concerns along the overlook areas. This project will reduce the erosion along the edge of the caldera and promote long term stabilization of the area. It will replace the railing with weather resistant materials that will last for 20 years before replacement is needed.

**Investment Strategy (IS):**

This project will reduce deferred maintenance in the Merriam Overlook area by replacing end of life assets with new assets. By curbing and paving the trails system at this location, there will be a stable trail that can last 20 years and not need constant maintenance. Delineating the trail by paving will ensure long term stabilization. The replanting of this area will reduce the erosion potential at this trail and will increase the lifetime of the assets. Operation and maintenance will be reduced.

**Consequences of Failure to Act (CFA):**

This project was developed to protect the visitor from the danger of approaching the caldera edges that are prone to erosion. Visitors push the limit of how far they can walk to the edge and still be on a stable surface. Newly constructed trails and the fencing will delineate where the visitor can safely stand and walk. If this project is not

implemented, the fencing will continue to deteriorate, the trails will continue to erode creating an unsafe area for visitors.

**Ranking Categories:**

Category	Percent	Score
FCI Rating:	n/a	0.35
API Rating:	n/a	61.00
API/FCI Score:	(40%)	35.83
SB Score:	(20%)	4.79
IS Score:	(20%)	20.00
CFA Score:	(20%)	17.99
<b>Total Score:</b>	<b>(100%)</b>	<b>78.61</b>

Combined ranking factors = (0.40 x API/FCI score) + (0.20 x SB score) + (0.20 x IS score) + (0.20 x CFA score)

**Capital Asset Planning**

Capital Plan Business Case Required: Yes

VE Study: D (Schematic design approval) Scheduled 01/22 Completed 01/22

**Project Costs and Status****Project Cost Estimate (this PDS):**

Activity	Dollars in thousands	Percent
Maintenance/Repair Work:	\$ 1,098	55
Capital Improvement Work:	\$ 899	45
Total:	\$ 1,997	100

**Project Funding History (entire project):**

History	Dollars in thousands
Funded to Date:	\$ 255
FY 2023 Recreation Fee Park Revenue Funding (this PDS):	\$ 1,997
Future Funding to Complete Project:	\$ 0
Total:	\$ 2,152

**Class of Estimate: A (Overlook) C (Vault Toilets)**

Estimate Escalated to: FY 2023/Q3

**Planning and Design Funds (dollars in thousands):**

Planning Funds Received in FY 2022:	\$ 136
Design Funds Received in FY 2022:	\$ 119

**Major Milestones**

Construction Award/Start

- Scheduled: FY 2023/Q3
- Actual: N/A

Project Complete

- Scheduled: FY 2025/Q1
- Actual: FY N/A

**Project Data Sheet**

Prepared/Last Updated: 02/22

DOI Approved: YES

**Annual Operations & Maintenance Costs \$**

Current: \$343,000  
Projected: \$343,000  
Net Change: \$0



**NATIONAL PARK SERVICE  
Project Data Sheet**

Total Project Score/Ranking: 75.60  
Planned Funding FY 2023: \$743,147  
Funding Source: Recreation Fee Park Revenue

**Project Identification**

Project Title: Rehabilitate Electrical, Plumbing, Seismic, Exterior, Interior, Fire Systems at Yosemite Valley Post Office, Phase I of III Pre-design  
Project Number: 206371B  
Unit/Facility Name: Yosemite National Park  
Region/Area/District: California – Great Basin  
Congressional District: CA04  
State: CA

**Project Justification**

DOI Asset Code	FRPP Unique Id#	API:	FCI-Before:
35140000	10940	82	1.00

**Project Description:**

This is phase one of a three-phased project to rehabilitate the Yosemite Valley Post Office. This phase will complete the pre-design, early compliance, supplemental services, and project management costs for this project.

This project will rehabilitate the major building systems of the historic 1924 Yosemite Village Post Office. The systems to be rehabilitated are the electrical, plumbing, mechanical, lighting, fire alarm, fire suppression, and HVAC. A seismic and egress assessment will be completed. The historic single-pane windows will be functionally restored.

**Scope of Benefits (SB):**

The majority of the critical systems in the Yosemite Village Post Office are well past their intended service life. Many date to the 1950-60s; some are original to building 1924 construction. Preliminary investigations have identified numerous electrical, fire protection, and building code violations. Four postal employees occupy the apartments on the second floor. The building does not have fire suppression or alarm systems. This project would resolve imminent life and property risks, resolve deferred maintenance, and protect the historic 1924 Yosemite Village Post Office and its service as a mail distribution hub for the thousands of visitors and staff in the Yosemite Valley, Wawona, Yosemite West, Hodgdon Meadows, and Tuolumne Meadows developed areas. The post office serves approximately 100,000 visitors per year including 500 visitors per day in the summer.

**Investment Strategy (IS):**

This project would protect the original and to-date investment that has been made to the Yosemite Valley Post Office. Per the lease agreement, daily operation and minor maintenance is the responsibility of the USPS. Operations and maintenance costs reductions assumes cost savings in regard to more efficient HVAC and electrical systems. The iconic building is popular with tourists, seeing 500 or more visitors/day, primarily foreign, who send post cards. It is also the critical mail hub in the park, distributing mail for nearly 5 million visitors in Yosemite Valley, Wawona, Yosemite West, Hodgdon Meadows, Yosemite Lodge, and Tuolumne Meadows, as well as park and concession offices. The west end of the building houses the park's campground reservation office.

**Consequences of Failure to Act (CFA):**

Failure to complete this project will prevent necessary preservation work to this historic building and result in delays to or cessation of mail distribution services and visitor services at the iconic building. Electrical shorts, lack of grounds, and overloads from the aging systems could cause shocks and fires. Occupants, visitors, and employees

may be seriously injured because of the lack of fire suppression and fire alarm systems. The historic building elements will lack preservation and the structure will deteriorate due to moisture. The building and its occupants and visitors will remain vulnerable to earthquake damage and injury.

**Ranking Categories:**

Category	Percent	Score
FCI Rating:	n/a	1.32
API Rating:	n/a	82.00
API/FCI Score:	(40%)	40.00
SB Score:	(20%)	10.18
IS Score:	(20%)	20.00
CFA Score:	(20%)	5.42
<b>Total Score:</b>	<b>(100%)</b>	<b>75.60</b>

Combined ranking factors = (0.40 x API/FCI score) + (0.20 x SB score) + (0.20 x IS score) + (0.20 x CFA score)

**Capital Asset Planning**

Capital Plan Business Case Required: Yes  
VE Study: C Scheduled 01/22

**Project Costs and Status****Project Cost Estimate (this PDS):**

Activity	Dollars in thousands	Percent
Maintenance/Repair Work:	\$ 372	50
Capital Improvement Work:	\$ 372	50
Total:	\$ 743	100

**Project Funding History (entire project):**

History	Dollars in thousands
Funded to Date:	\$ 0
FY 2023 Recreation Fee Park Revenue Funding (this PDS):	\$ 743
Future Funding to Complete Project:	\$ 10,279
Total:	\$ 11,022

**Class of Estimate: C**

Estimate Escalated to: FY 2025/Q1

**Planning and Design Funds (dollars in thousands):**

Planning Funds Received in FY 2023	\$ 329
Design Funds Received in FY 2023:	\$ 414

**Major Milestones**

Construction Award/Start

- Scheduled: FY 2025/Q1
- Actual: N/A

Project Complete

- Scheduled: FY 2025/Q4
- Actual: N/A

**Project Data Sheet**

Prepared/Last Updated: 01/22  
DOI Approved: YES

**Annual Operations & Maintenance Costs \$**

Current: \$0  
Projected: \$0  
Net Change: \$0

**NATIONAL PARK SERVICE  
Project Data Sheet**

Total Project Score/Ranking: 74.30  
Planned Funding FY 2023: \$10,226,559  
Funding Source: Recreation Fee Park Revenue

**Project Identification**

Project Title: Rehabilitate Tuolumne Meadows Water Distribution System, Phase III of III – Rehabilitation and Supplemental Services  
Project Number: 228647A, D  
Unit/Facility Name: Yosemite National Park  
Region/Area/District: California – Great Basin  
Congressional District: CA04  
State: CA

**Project Justification**

DOI Asset Code	FRPP Unique Id#	API:	FCI-Before:
40710300	6314	85	0.28

**Project Description:**

This is phase three of a three-phase project to rehabilitate the Tuolumne Meadows water distribution system, which provides potable water to visitor use areas, as well as NPS buildings and facilities. This phase will complete rehabilitation of the water distribution system as well as cover any additional supplemental services and compliance needed during construction. The project will replace outdated water lines, including distribution mains and laterals to all buildings and facilities, replace a 100,000 gallon above ground water tank with a 250,000 gallon tank, replace fire hydrants, and install or replace water meters at all facilities.

Pre-design and design work will be completed project with FY 2021 and FY 2022 funding.

**Scope of Benefits (SB):**

The Tuolumne Meadows Water Distribution system provides an average of 34,000 gallons of potable water per day to support visitor use areas, concession and NPS facilities, and staff. This area welcomes approximately 400,000 day-use visitors annually, as well as 141,000 campers. The existing plant has not benefitted from major repairs since the early 1930s; the age of the system contributes to leaks and failures. Completion of the project will mitigate risks by increasing the system's storage capacities and reducing the likelihood of failing equipment and infrastructure. In its current configuration and condition, the system is unable to provide sufficient potable water to support demand immediately following storm events. Storms cause a drop in river water quality that the current system is unable to handle. Supply is currently provided by an undersized water storage tank that does not allow for sufficient treatment and distribution through the current water distribution system. The system upgrades would reduce the risk to visitors, staff, and other users from exposure to untreated water.

**Investment Strategy (IS):**

Addressing deferred maintenance and operational deficiencies by replacing an obsolete Treatment Facility was identified as the most cost-effective (in terms of life-cycle cost) and operationally efficient alternative. This project directly aligns with the investment strategy by bringing a high-priority water treatment facility into good condition so it can be sustained through park base funding and cost recovery associated with providing utilities to the concession operation and non-NPS entities in accordance with NPS standards.

**Consequences of Failure to Act (CFA):**

Without this project, the system will be unable to meet the potable water demands following storm events. Additionally, the system will continue to experience leaks and failures since the last major improvements were done

in 1932. Failure to provide sufficient potable water will negatively impact visitors and other users of the water system.

**Ranking Categories:**

Category	Percent	Score
FCI Rating:	n/a	0.28
API Rating:	n/a	85.00
API/FCI Score:	(40%)	40.00
SB Score:	(20%)	12.78
IS Score:	(20%)	20.00
CFA Score:	(20%)	1.52
<b>Total Score:</b>	<b>(100%)</b>	<b>74.30</b>

Combined ranking factors = (0.40 x API/FCI score) + (0.20 x SB score) + (0.20 x IS score) + (0.20 x CFA score)

**Capital Asset Planning**

Capital Plan Business Case Required: Yes

VE Study: C Scheduled 02/2022 Completed 02/22

**Project Costs and Status**

**Project Cost Estimate (this PDS):**

Activity	Dollars in thousands	Percent
Maintenance/Repair Work:	\$ 9,102	89
Capital Improvement Work:	\$ 1,125	11
Total:	\$ 10,227	100

**Project Funding History (entire project):**

History	Dollars in thousands
Funded to Date:	\$ 1,311
FY 2023 Recreation Fee Park Revenue Funding (this PDS):	\$ 10,227
Future Funding to Complete Project:	\$ 0
Total:	\$ 11,537

**Class of Estimate: C**

Estimate Escalated to: FY 2023/Q2

**Planning and Design Funds (dollars in thousands):**

Planning Funds Received in N/A:	\$ 0
Design Funds Received in FY 2021/2022:	\$ 1,311

**Major Milestones**

Construction Award/Start

- Scheduled: FY 2023/Q2
- Actual: N/A

Project Complete

- Scheduled: FY 2024/Q3
- Actual: N/A

**Project Data Sheet**

Prepared/Last Updated: 02/22

DOI Approved: YES

**Annual Operations & Maintenance Costs \$**

Current: \$136,000  
Projected: \$136,000  
Net Change: \$0

**NATIONAL PARK SERVICE  
Project Data Sheet**

Total Project Score/Ranking: 72.31  
Planned Funding FY 2023: \$616,304  
Funding Source: Recreation Fee Park Revenue

**Project Identification**

Project Title: Replace Deteriorated Salt Creek Boardwalk and Vault Toilet, Phase II of II - Construction  
Project Number: 229917A-B  
Unit/Facility Name: Death Valley National Park  
Region/Area/District: California – Great Basin  
Congressional District: CA08  
State: CA

**Project Justification**

DOI Asset Code	FRPP Unique Id#	API:	FCI-Before:
0	246585	57	0.00
35240200	63451	57	0.00
40751300	109601	71	0.53

**Project Description:**

This is the second and final phase of a project to replace the deteriorated Salt Creek boardwalk and vault toilet.

This project will replace the deteriorated boardwalk that serves as the raised-trail surface for the Salt Creek visitor use area in Death Valley National Park. The new boardwalk will be engineered to address changing creek conditions and will be handicap accessible. This project will also replace an inadequately sized single-vault toilet with a double-vault toilet at the trailhead.

The first phase of the project will complete design and compliance requirements with Fiscal Year 2022 funding.

**Scope of Benefits (SB):**

The existing boardwalk poses tripping and falling risks for visitors due to uneven and rotting board planks and is challenging for visitors with mobility impairments. This project limits risk of visitor injury and provides the facilities necessary to achieve the desired visitor experience. The replaced boardwalk will meet accessibility standards and expand accessibility in the park. Increasing the capacity of the vault toilet will reduce wait times, decrease operational costs, and improve the visitor experience. Lower lifecycle costs for the boardwalk and waste management resulting with expanded vault toilet capacity also will protect a unique aquatic ecological area and pupfish population.

**Investment Strategy (IS):**

The park will invest in a product that can tolerate the extreme heat and corrosive environment. This project will reduce the need for boardwalk maintenance and lower life-cycle costs by reducing the frequency of boardwalk replacement due to damage from extreme conditions. The double-vault toilet will reduce waste management costs due to the reduction of frequency in pumping operations.

**Consequences of Failure to Act (CFA): Ranking Categories:**

Failure to act can result in visitor injuries and reduced visitor access to areas closed due to visitor safety concerns. Continued use of the single-vault toilet beyond its design capacity will adversely affect the visitor experience and require more frequent pumping, resulting in higher maintenance costs. In addition, exceeding the vault toilet capacity threatens depredations to the natural resources of the salt creek ecosystem, including the pupfish population.

**Ranking Categories**

<b>Category</b>	<b>Percent</b>	<b>Score</b>
FCI Rating:	n/a	0.48
API Rating:	n/a	61.67
API/FCI Score:	(40%)	36.25
SB Score:	(20%)	11.88
IS Score:	(20%)	20.00
CFA Score:	(20%)	4.18
<b>Total Score:</b>	<b>(100%)</b>	<b>72.31</b>

Combined ranking factors = (0.40 x API/FCI score) + (0.20 x SB score) + (0.20 x IS score) + (0.20 x CFA score)

**Capital Asset Planning**

Capital Plan Business Case Required: Yes – Regional IRB

VE Study D: Scheduled 08/22 Completed 01/22

**Project Costs and Status****Project Cost Estimate (this PDS):**

<b>Activity</b>	<b>Dollars in thousands</b>	<b>Percent</b>
Maintenance/Repair Work:	\$ 536	87
Capital Improvement Work:	\$ 80	13
Total:	\$ 616	100

**Project Funding History (entire project):**

<b>History</b>	<b>Dollars in thousands</b>
Funded to Date:	\$ 115
FY 2023 Recreation Fee Park Revenue Funding (this PDS):	\$ 616
Future Funding to Complete Project:	\$ 0
Total:	\$ 731

**Class of Estimate: C**

Estimate Escalated to: FY 2023/Q3

**Planning and Design Funds (dollars in thousands):**

Planning Funds Received in FY 2022:	\$ 57
Design Funds Received in FY 2022:	\$ 58

**Major Milestones**

Construction Award/Start

- Scheduled: FY 2023/Q2
- Actual: N/A

Project Complete

- Scheduled: FY 2024/Q1
- Actual: N/A

**Project Data Sheet**

Prepared/Last Updated: 01/22

DOI Approved: YES

**Annual Operations & Maintenance Costs \$**

Current: \$20,000  
 Projected: \$15,000  
 Net Change: -\$5,000





**NATIONAL PARK SERVICE  
Project Data Sheet**

Total Project Score/Ranking: 69.70  
Planned Funding FY 2023: \$461,853  
Funding Source: Recreation Fee Park Revenue

**Project Identification**

Project Title: Rehabilitate Public Transportation Infrastructure in Overflow Parking Lot and Campground Facilities, Phase II of III Final Design  
Project Number: 253559D  
Unit/Facility Name: Sequoia and Kings Canyon National Park  
Region/Area/District: California – Great Basin  
Congressional District: CA21  
State: CA

**Project Justification**

DOI Asset Code	FRPP Unique Id#	API:	FCI-Before:
0	251461	54	0.00
0	251462	54	0.00
40750100	67963	50	0.52
40760100	73866	64	0.45

**Project Description:**

This is phase two of a three-phase project to rehabilitate public transportation infrastructure, campgrounds and associated parking lot in the Lodgepole district. This phase includes completion of the schematic design and value analysis, as well as initiation of environmental compliance, cultural resources assessment, and public scoping.

In the Lodgepole district, this project will adaptively rehabilitate the eastern overflow parking lot into a more efficient lot for a variety of vehicle sizes while integrating a public transportation stop. A vault toilet will be added to support the increased concentration of visitors. Pedestrian paths will be repaved to meet accessibility standards and improve connections between these areas. A former ice rink will be converted into a large group campsite with a new vault toilet to support the campsite. If the park receives a requested grant to electrify the shuttle fleet, this project will also include installation of charging stations at the shuttle yard.

**Scope of Benefits (SB):**

This project will benefit the nearly 2,000,000 visitors annually who use public services in the Lodgepole area by formalizing public transportation from pilot program to established service, reducing traffic congestion, reducing overcrowding at comfort stations. Improved traffic circulation will improve efficiency of park operations and dramatically improve the visitor experience. Providing fully compliant restrooms and pedestrian walkways will improve pedestrian accessibility and connectivity between campgrounds, parking lot, shuttle stops and transit center. Rehabilitation of the parking lot will reduce the informal roadside parking that damages park resources, creates safety hazards and increases the risk of wildfires.

**Investment Strategy (IS):**

This project will transition the park's prior investment in a park public transportation shuttle from a pilot program to an established service. Adaptive reuse of excess facilities will yield improvements at minimal cost. This project will improve multiple facilities to good condition and reduce the park's overall backlog of infrastructure deficiencies. Adding capacity in comfort stations and campgrounds will increase operations and maintenance costs, but will better meet visitor needs. Adaptive reuse of an excess ice rink will meet visitor group camping needs at minimal cost and reduce the parks deferred maintenance backlog.

**Consequences of Failure to Act (CFA):**

If the project is not completed, temporary park public transportation infrastructure including parking lots, information kiosks, and pedestrian paths will continue to be in a significantly deteriorated condition requiring high ongoing maintenance and will not effectively meet visitor needs. High visitor use facilities including comfort stations and walkways will continue to fall short of visitor needs, including failing to be fully accessible. Several excess facilities will continue to deteriorate, and increased visitation will continue to create heavy congestion. Air quality in the park will continue to deteriorate due to the increasing number of individual vehicles and lack of public transportation.

**Ranking Categories:**

<b>Category</b>	<b>Percent</b>	<b>Score</b>
FCI Rating:	n/a	0.47
API Rating:	n/a	55.50
API/FCI Score:	(40%)	32.00
SB Score:	(20%)	13.08
IS Score:	(20%)	20.00
CFA Score:	(20%)	4.62
<b>Total Score:</b>	<b>(100%)</b>	<b>69.70</b>

Combined ranking factors = (0.40 x API/FCI score) + (0.20 x SB score) + (0.20 x IS score) + (0.20 x CFA score)

**Capital Asset Planning**

Capital Plan Business Case Required: Yes

VE Study: C (Concept) Scheduled 09/21 Completed: 01/22

**Project Costs and Status****Project Cost Estimate (this PDS):**

<b>Activity</b>	<b>Dollars in thousands</b>	<b>Percent</b>
Maintenance/Repair Work:	\$ 411	89
Capital Improvement Work:	\$ 51	11
Total:	\$ 462	100

**Project Funding History (entire project):**

<b>History</b>	<b>Dollars in thousands</b>
Funded to Date:	\$ 462
FY 2023 Recreation Fee Park Revenue Funding (this PDS):	\$ 462
Future Funding to Complete Project:	\$ 5,551
Total:	\$ 6,475

**Class of Estimate: C**

Estimate Escalated to: FY 2025/Q4

**Planning and Design Funds (dollars in thousands):**

Planning Funds Received in FY 2021:	\$ 260
Design Funds Received in FY 2021:	\$ 202

**Major Milestones**

Construction Award/Start

- Scheduled: FY 2025/Q4
- Actual: N/A

Project Complete

- Scheduled: FY 2026/Q4

- Actual: N/A

**Project Data Sheet**

Prepared/Last Updated: 01/22

DOI Approved: NO

---

**Annual Operations & Maintenance Costs \$**

Current: \$0

Projected: \$0

Net Change: \$0

**NATIONAL PARK SERVICE  
Project Data Sheet**

Total Project Score/Ranking: 68.60  
Planned Funding FY 2023: \$968,605  
Funding Source: Recreation Fee Park Revenue

**Project Identification**

Project Title: Upper Pines Dump Station Relocation and Stabilization, Phase II of II  
Project Number: 257820A  
Unit/Facility Name: Yosemite National Park  
Region/Area/District: California – Great Basin  
Congressional District: CA04  
State: CA

**Project Justification**

DOI Asset Code	FRPP Unique Id#	API:	FCI-Before:
40710800	6309	100	0.04
40750100	9659	65	0.29

**Project Description:**

This is the final phase of a two-phase project to relocate the Upper Pines dump station, perform alterations, and stabilize the Merced River bank near the Upper Pines Campground. This phase will complete the construction.

This project will relocate the existing recreational vehicle (RV) dump station in Yosemite Valley from a precarious location at the Upper Pines Campground very near the Merced River to a low risk location near Half Dome Village. It will also construct a permanent log structure and utilize bioengineering and revegetation to stabilize the riverbank adjacent to the Upper Pines Campground.

The first phase of the project will complete design and compliance with FY 2022 funding.

**Scope of Benefits (SB):**

This project will prevent the catastrophic loss of the existing dump station during a flood event and eliminate the risk of contaminating the Merced River with sewage. It will provide convenient waste disposal facilities for visitors and reduce congestion at the campground entrance where the dump station is currently located. By removing the existing dump station this project will reduce deferred maintenance in critical utility systems. It will permanently stabilize the riverbank and protect the campground assets and real estate from erosion during flood events. It also will demonstrate NPS compliance with the Merced Wild and Scenic River Plan.

**Investment Strategy (IS):**

Permanently relocating the RV dump station will slightly reduce overall operational costs due to more efficient operations. It will likely reduce costs associated with fines from permit violations, overflows, and illegal sewer dumping. It also will provide long term cost savings by eliminating emergency stabilization measures that have to be repeated after each flood. Investing in this facility ensures that the sanitary system serving visitors continues to function without disruption and park resources are protected into the future.

**Consequences of Failure to Act (CFA):**

Without implementation of this project, the riverbank adjacent to the RV Dump Station will continue to erode towards the dump station. This will require difficult and frequent riverbank repairs and shoring in the vicinity of the dump station. The risk of catastrophic failure of the facility will increase with each year. A failure of the facility would direct raw human waste into the Merced River which would result in permit violations and litigation for

violation of the Merced River Plan. The park would likely close the facility which would increase the risk of illegal sewer dumping within the park.

**Ranking Categories:**

Category	Percent	Score
FCI Rating:	n/a	0.05
API Rating:	n/a	82.50
API/FCI Score:	(40%)	40.00
SB Score:	(20%)	12.92
IS Score:	(20%)	15.30
CFA Score:	(20%)	0.38
<b>Total Score:</b>	<b>(100%)</b>	<b>68.60</b>

Combined ranking factors = (0.40 x API/FCI score) + (0.20 x SB score) + (0.20 x IS score) + (0.20 x CFA score)

**Capital Asset Planning**

Capital Plan Business Case Required: Yes

VE Study: C Scheduled 01/22 Completed 01/22

**Project Costs and Status**

**Project Cost Estimate (this PDS):**

Activity	Dollars in thousands	Percent
Maintenance/Repair Work:	\$ 581	60
Capital Improvement Work:	\$ 387	40
Total:	\$ 969	100

**Project Funding History (entire project):**

History	Dollars in thousands
Funded to Date:	\$ 225
FY 2023 Recreation Fee Park Revenue Funding (this PDS):	\$ 969
Future Funding to Complete Project:	\$ 0
Total:	\$ 1,194

**Class of Estimate: C**

Estimate Escalated to: FY 2023/Q4

**Planning and Design Funds (dollars in thousands):**

Planning Funds Received in FY 2022:	\$ 78
Design Funds Received in FY 2022:	\$ 147

**Major Milestones**

Construction Award/Start

- Scheduled: FY 2023/Q4
- Actual: N/A

Project Complete

- Scheduled: FY 2024/Q4
- Actual: N/A

**Project Data Sheet**

Prepared/Last Updated: 02/22

DOI Approved: YES

**Annual Operations & Maintenance Costs \$**

Current: \$1,717,000  
Projected: \$1,712,000  
Net Change: -\$5,000

**NATIONAL PARK SERVICE  
Project Data Sheet**

Total Project Score/Ranking: 67.20  
 Planned Funding FY 2023: \$1,524,142  
 Funding Source: Recreation Fee Park Revenue

**Project Identification**

Project Title: Rehabilitate Haleakala Visitor Center Wastewater System, Phase II of II – Replacement and Monitoring  
 Project Number: 238503C,E  
 Unit/Facility Name: Haleakala National Park  
 Region/Area/District: Pacific Islands  
 Congressional District: HI02  
 State: HI

**Project Justification**

DOI Asset Code	FRPP Unique Id#	API:	FCI-Before:
40710300	41947	67	0.62
40710900	97820	67	0.01

**Project Description:**

This is the last phase of a two-phased project to rehabilitate the Haleakala Visitor Center (HVC) wastewater system. This phase covers the replacement of the 25,000 gallon underground water storage tanks and the archeological monitoring and compliance for the work.

This project will install a new septic tank, drain field system, and associated piping; remove two failing underground water storage tanks; install new buried water storage tanks; repair the adjacent parking asphalt, concrete sidewalk and aluminum rail fence to preconstruction condition; and improve the storm water conveyance system. The first phase of the project, funded in FY 2017, removed or converted components of the failing reuse water system, including concrete vaults, buried sewer pipes, valve boxes and conduits, as part of the conversion to a functioning septic system.

**Scope of Benefits (SB):**

Rehabilitation of the poorly performing recycled wastewater system to a simpler septic tank system will result in adequate treatment and disposal of wastewater from the HVC and the visitor restrooms that meet State requirements. The rehabilitated system will reduce wastewater testing and reporting requirements, improve visitor service and system reliability, and mitigate safety hazards. This project will directly benefit over one million visitors per year.

**Investment Strategy (IS):**

This project will significantly reduce costs associated with water sampling and testing, lab work, reporting, and operator certification. Converting to a simpler system will also save costs in operation and maintenance, replacement parts, and electricity. Installing a more reliable system will improve visitor service and save costs in future capital projects, water hauling, and emergency repairs.

**Consequences of Failure to Act (CFA):**

Failure to act will result in a wastewater system that violates State of Hawaii requirements, does not properly treat and dispose of wastewater, requires significant time and costs to operate and maintain, is vulnerable to failure and closure, and puts park visitors and operators at greater risk.

**Ranking Categories:**

Category	Percent	Score
FCI Rating:	n/a	0.34
API Rating:	n/a	67.00



Category	Percent	Score
API/FCI Score:	(40%)	40.00
SB Score:	(20%)	8.86
IS Score:	(20%)	16.43
CFA Score:	(20%)	1.91
<b>Total Score:</b>	<b>(100%)</b>	<b>67.20</b>

Combined ranking factors = (0.40 x API/FCI score) + (0.20 x SB score) + (0.20 x IS score) + (0.20 x CFA score)

### **Capital Asset Planning**

Capital Plan Business Case Required: Yes  
VE Study: D Scheduled 04/22

### **Project Costs and Status**

#### **Project Cost Estimate (this PDS):**

Activity	Dollars in thousands	Percent
Maintenance/Repair Work:	\$ 1,021	67
Capital Improvement Work:	\$ 503	33
Total:	\$ 1,524	100

#### **Project Funding History (entire project):**

History	Dollars in thousands
Funded to Date:	\$ 800
FY 2023 Recreation Fee Park Revenue Funding (this PDS):	\$ 1,524
Future Funding to Complete Project:	\$ 0
Total:	\$ 2,324

#### **Class of Estimate: A**

Estimate Escalated to: FY 2023/Q1

#### **Planning and Design Funds (dollars in thousands):**

Planning Funds Received in FY 2020/2021 \$ 210  
Design Funds Received in FY 2017: \$ 122

#### **Major Milestones**

Construction Award/Start

- Scheduled: FY 2023/Q1
- Actual: N/A

Project Complete

- Scheduled: FY 2023/Q4
- Actual: N/A

#### **Project Data Sheet**

Prepared/Last Updated: 02/22  
DOI Approved: YES

### **Annual Operations & Maintenance Costs \$**

Current: \$7,000  
Projected: \$7,000  
Net Change: \$0

NATIONAL PARK SERVICE  
Project Data Sheet

Total Project Score/Ranking: 56.91  
 Planned Funding FY 2023: \$2,386,887  
 Funding Source: Recreation Fee Park Revenue

### Project Identification

Project Title: Relocate and Replace North Manitou Island Dock to Provide for Safe Visitor Access, Phase II of II - Construction  
 Project Number: 257721A  
 Unit/Facility Name: Sleeping Bear Dunes National Lakeshore  
 Region/Area/District: Great Lakes  
 Congressional District: MI01  
 State: MI

### Project Justification

DOI Asset Code	FRPP Unique Id#	API:	FCI-Before:
40130400	1853	69	1.00

### Project Description:

This is the second phase of a two-phase project to relocate and replace the North Manitou Island dock. This phase is the construction. The project will include demolition of the existing dock and construction of a replacement or improved dock based on the result of the design phase. The new dock will be designed to minimize dredging requirements.

The first phase of this project will use FY 2022 funding to conduct design and feasibility analyses to identify a preferred alternative with FY 2022 funding.

### Scope of Benefits (SB):

This work will enhance visitor safety during the arrival and departure to the island. It will also allow for better access to park features. The new dock will be designed to minimize dredging requirements.

### Investment Strategy (IS):

The new dock will be designed to minimize dredging requirements. The current design requires dredging every five years at a cost approaching \$500,000 for each occurrence.

### Consequences of Failure to Act (CFA):

Without this project, the dock will continue to deteriorate at a rate that will make it unsafe for visitors and park operations within 5-10 years.

### Ranking Categories:

Category	Percent	Score
FCI Rating:	n/a	1.44
API Rating:	n/a	69.00
API/FCI Score:	(40%)	25.47
SB Score:	(20%)	9.47
IS Score:	(20%)	16.97
CFA Score:	(20%)	5.00
<b>Total Score:</b>	<b>(100%)</b>	<b>56.91</b>

Combined ranking factors = (0.40 x API/FCI score) + (0.20 x SB score) + (0.20 x IS score) + (0.20 x CFA score)

### Capital Asset Planning

Capital Plan Business Case Required: Yes

VE Study: D Scheduled 03/22; went through regional IRB for concept July 07/21; LRF submittal, IRB for D upcoming.

---

**Project Costs and Status**

**Project Cost Estimate (this PDS):**

<b>Activity</b>	<b>Dollars in thousands</b>	<b>Percent</b>
Maintenance/Repair Work:	\$ 549	23
Capital Improvement Work:	\$ 1,838	77
Total:	\$ 2,387	100

**Project Funding History (entire project):**

<b>History</b>	<b>Dollars in thousands</b>
Funded to Date:	\$ 573
FY 2023 Recreation Fee Park Revenue Funding (this PDS):	\$ 2,387
Future Funding to Complete Project:	\$ 0
Total:	\$ 2,960

**Class of Estimate: C**

Estimate Escalated to: FY 2023/Q4

**Planning and Design Funds (dollars in thousands):**

Planning Funds Received in FY 2022:	\$	215
Design Funds Received in FY 2022:	\$	358

**Major Milestones**

Construction Award/Start

- Scheduled: FY 2023/Q4
- Actual: N/A

Project Complete

- Scheduled: FY 2024/Q4
- Actual: N/A

**Project Data Sheet**

Prepared/Last Updated: 01/22

DOI Approved: YES

---

**Annual Operations & Maintenance Costs \$**

Current: \$16,000

Projected: \$16,000

Net Change: \$0

**NATIONAL PARK SERVICE  
Project Data Sheet**

Total Project Score/Ranking: 56.89  
Planned Funding FY 2023: \$1,002,938  
Funding Source: Recreation Fee Park Revenue

**Project Identification**

Project Title: Rehabilitate Public Transportation Infrastructure to Improve Visitor Services, Phase II of III - Design  
Project Number: 253544D  
Unit/Facility Name: Sequoia and Kings Canyon National Park  
Region/Area/District: California – Great Basin  
Congressional District: CA21  
State: CA

**Project Justification**

DOI Asset Code	FRPP Unique Id#	API:	FCI-Before:
0	251454	70	0.00
35240200	68006	54	0.92
35291000	67959	80	0.50
35291800	106735	73	0.75
40660100	73943	67	0.79
40660100	239009	63	0.40
40660100	73944	42	0.64
40710300	67595	77	0.27
40710800	67585	88	0.40
40750300	237235	38	0.80

**Project Description:**

This is phase two of a three-phase project to rehabilitate public transportation infrastructure and associated visitor facilities in the park's Lodgepole and Wolverton developed districts. This phase includes completion of the final design report and construction documents.

In the Lodgepole district, this project will adaptively rehabilitate the Lodgepole Market and Visitor Center's southern parking lot as a public transportation shuttle center and construct a new flushing comfort station. It will also rehabilitate other parking areas to improve accessibility and traffic flow, and to add information kiosks for the park shuttle system. This project will adaptively rehabilitate an excess former gas station and adjoining parking into a public comfort station and information facility. Pedestrian paths between the parking lot, campgrounds, visitor facilities, and the central transit center will be rehabilitated to accessibility standards. Storm water management will be improved adjacent to the Marble Fork River.

In the Wolverton district, the project will adaptively rehabilitate an excess former ski chalet into a mixed-use visitor facility to provide interpretive and public transportation information. It will also rehabilitate the public parking lot adjacent to the ski chalet to improve access, capacity, and traffic flow. Finally, an existing public comfort station at the parking lot will be rehabilitated to meet accessibility standards.

**Scope of Benefits (SB):**

This project will benefit the nearly 2,000,000 visitors annually who use public services in the Lodgepole and Wolverton districts by reducing traffic congestion, reducing overcrowding at comfort stations, and providing fully compliant restrooms and pedestrian walkways. More formalized parking will reduce the informal roadside parking that damages park resources, reduce safety hazards, and reduce the risk of wildfires. Adaptive reuse of an excess gas station will meet visitor restroom needs at minimal cost. Rehabilitation of pedestrian paths that connect parking lots, comfort stations, and campgrounds to the main market visitor center complex will dramatically improve the visitor experience.

Rehabilitation of Wolverton facilities will provide key visitor interpretive and public transportation information not currently available in the district. It will also encourage visitation to this district to take pressure off the Lodgepole area.

**Investment Strategy (IS):**

This project will transition the park's investment in a park public transportation shuttle from a pilot program to regular service. Adaptive reuse of excess facilities will yield improvements at minimal cost. This project will improve multiple facilities to good condition and reduce the park's overall backlog of infrastructure deficiencies by over \$12 million. Adding capacity in comfort stations will increase operations and maintenance costs, but will better meet visitor services needs in the two largest visitor use districts of the park. Improved traffic circulation will allow park law enforcement to redirect resources to other priorities.

**Consequences of Failure to Act (CFA):**

If the project is not completed, temporary park public transportation infrastructure including parking lots, information kiosks, and pedestrian paths will continue to be in a significantly deteriorated condition requiring high ongoing maintenance and will not effectively meet visitor needs. High visitor use facilities including comfort stations and walkways will continue to fall short of visitor needs, including failing to be fully compliant with accessibility requirements. Several excess facilities will continue to deteriorate, and increased visitation will continue to create heavy congestion.

**Ranking Categories:**

Category	Percent	Score
FCI Rating:	n/a	0.37
API Rating:	n/a	65.20
API/FCI Score:	(40%)	27.21
SB Score:	(20%)	3.34
IS Score:	(20%)	16.54
CFA Score:	(20%)	9.80
<b>Total Score:</b>	<b>(100%)</b>	<b>56.89</b>

Combined ranking factors = (0.40 x API/FCI score) + (0.20 x SB score) + (0.20 x IS score) + (0.20 x CFA score)

**Capital Asset Planning**

Capital Plan Business Case Required: Yes

VE Study: C (Concept) Scheduled 09/21 Completed: 02/22

**Project Costs and Status**

**Project Cost Estimate (this PDS):**

Activity	Dollars in thousands	Percent
Maintenance/Repair Work:	\$ 612	61
Capital Improvement Work:	\$ 391	39
Total:	\$ 1,003	100

**Project Funding History (entire project):**

History	Dollars in thousands
Funded to Date:	\$ 1,003
FY 2023 Recreation Fee Park Revenue Funding (this PDS):	\$ 1,003
Future Funding to Complete Project:	\$ 12,476
Total:	\$ 14,482

**Class of Estimate: C**

Estimate Escalated to: FY 2025/Q1

**Planning and Design Funds (dollars in thousands):**

Planning Funds Received in FY 2021:	\$	337
Design Funds Received in FY 2021 and FY 2023:	\$	1,237

**Major Milestones**

Construction Award/Start

- Scheduled: FY 2025/Q1
- Actual: N/A

Project Complete

- Scheduled: FY 2027/Q4
- Actual: N/A

**Project Data Sheet**

Prepared/Last Updated: 02/22

DOI Approved: YES

---

**Annual Operations & Maintenance Costs \$**

Current: \$0

Projected: \$0

Net Change: \$0

**NATIONAL PARK SERVICE  
Project Data Sheet**

Total Project Score/Ranking: 45.20  
Planned Funding FY 2023: \$660,489  
Funding Source: Recreation Fee Park Revenue

**Project Identification**

Project Title: Repair Culvert Blow-Out to Protect Conlon Road and Visitor Parking Area, Phase III of III - Construction  
Project Number: 253456B-D  
Unit/Facility Name: Muir Woods National Monument  
Region/Area/District: California – Great Basin  
Congressional District: CA02  
State: CA

**Project Justification**

DOI Asset Code	FRPP Unique Id#	API:	FCI-Before:
40760200	43784	36	0.94

**Project Description:**

This is the final phase of a three-phase project to repair a culvert blow-out and stabilize a channel on the Redwood Creek tributary in order to protect Conlon Road and a visitor parking area. This phase will complete the construction.

This project will stabilize and rehabilitate the impacted water diversion channel by removing failing culvert and installing a rock ramp and rock-weir grade control structures. The project will remove two failed concrete headwalls, fill an adjacent eroding gully with materials from repurposed from temporary riprap, stabilize the banks with plantings, and install temporary erosion projection to protect the site during revegetation.

Earlier phases of the project developed design specifications that will be finalized in 2022.

**Scope of Benefits (SB):**

This project will reduce the risk of channel failure during a storm event and subsequent downstream damage along Conlon Avenue and to the visitor parking lot by stabilizing a past culvert blow-out and removing an existing culvert that is partially plugged. Removal of the plugged culvert will allow the channel to function naturally, reducing the need for on-going debris removal and stabilization and maintaining visitor access to the park. Rehabilitation of the channel will also create pools upstream of the installed weir that will be beneficial to aquatic life, including the Federally threatened steelhead trout. The project will satisfy the requirements of a 2016 U.S. Army Corps of Engineers (USACOE) permit authorizing temporary repairs to the damaged channel that was contingent upon implementation of a long-term solution to the flooding events.

**Investment Strategy (IS):**

This project will reduce the risk of channel failure during a storm event and subsequent downstream damage to the parking lot. The rehabilitated channel will handle the water flow from storms with minimal upkeep. This project will significantly reduce the potential for costly repairs following big storm events and safeguard visitor access to the Conlon Road parking area.

**Consequences of Failure to Act (CFA):**

The proposed project is a direct requirement from the USACOE's 2016 emergency repair authorization that required the park to implement a sustainable stabilization plan. Failure to act would result in potential road and parking lot closures following a big storm event that would impact approximately 450 visitors per day. Additional flood damage to the area also poses significant depredations to natural resources: this area of the park is identified as a high-risk source for fine-sediment discharge downstream that is a potential threat to Federally endangered and threatened aquatic species.

**Ranking Categories:**

<b>Category</b>	<b>Percent</b>	<b>Score</b>
FCI Rating:	n/a	0.94
API Rating:	n/a	36.00
API/FCI Score:	(40%)	12.00
SB Score:	(20%)	3.06
IS Score:	(20%)	18.97
CFA Score:	(20%)	11.17
<b>Total Score:</b>	<b>(100%)</b>	<b>45.20</b>

Combined ranking factors = (0.40 x API/FCI score) + (0.20 x SB score) + (0.20 x IS score) + (0.20 x CFA score)

**Capital Asset Planning**

Capital Plan Business Case Required: No  
VE Study: D Scheduled 01/22 Completed 01/22

**Project Costs and Status****Project Cost Estimate (this PDS):**

<b>Activity</b>	<b>Dollars in thousands</b>	<b>Percent</b>
Maintenance/Repair Work:	\$ 416	63
Capital Improvement Work:	\$ 244	37
Total:	\$ 660	100

**Project Funding History (entire project):**

<b>History</b>	<b>Dollars in thousands</b>
Funded to Date:	\$ 105
FY 2023 Recreation Fee Park Revenue Funding (this PDS):	\$ 660
Future Funding to Complete Project:	\$ 0
Total:	\$ 765

**Class of Estimate: B**

Estimate Escalated to: FY 2023/Q2

**Planning and Design Funds (dollars in thousands):**

Planning Funds Received in FY 2019: \$ 9  
Design Funds Received in FY 2019 & FY 2022: \$ 96

**Major Milestones**

Construction Award/Start

- Scheduled: FY 2023/Q2
- Actual: N/A

Project Complete

- Scheduled: FY 2024/Q2
- Actual: N/A

**Project Data Sheet**

Prepared/Last Updated: 02/22

DOI Approved: YES

**Annual Operations & Maintenance Costs \$**

Current: \$2,000



Projected: \$2,000  
Net Change: \$0

**NATIONAL PARK SERVICE  
Project Data Sheet**

Total Project Score/Ranking: 25.20  
Planned Funding FY 2023: \$152,506  
Funding Source: Recreation Fee Park Revenue

**Project Identification**

Project Title: Plan, Design & Install Interpretive Media at Sleeping Bear Dunes to Improve the Visitor Experience – Phase IV of IV Construction  
Project Number: 228373C  
Unit/Facility Name: Sleeping Bear Dunes National Lakeshore  
Region/Area/District: Great Lakes  
Congressional District: MI01  
State: MI

**Project Justification**

DOI Asset Code	FRPP Unique Id#	API:	FCI-Before:
40750700	228939	60	3.32
40750700	229008	40	1.00
40750700	229001	60	0.07

**Project Description:**

This project, the last phase of a four-phase project to plan, produce, and install new interpretive media in three areas of the park, will design and install waysides and wayfinding signs and produce an accompanying mobile app in the park's Port Oneida Rural Historic District.

Earlier phases of the project, funded in FY 2019 and FY 2020, produced a media proposal and designed and installed waysides on South Manitou Island and North Manitou Island Andin the Platte River district.

**Scope of Benefits (SB):**

Worn, outdated exhibits will be replaced with modern, functional, accessible and sustainable structures that will better serve park visitors with accurate and up-to-date information, valuable resource messages to better protect resources through education, and will incorporate new technology with links to digital interpretive media.

**Investment Strategy (IS):**

This project will not increase operation and maintenance costs. By developing interpretive media this project will also reduce the need for personal services provided by NPS staff in three areas of the park. Wayside exhibits provide valuable interpretive information and orientation information positioned at multiple entry points and along trails frequented by many casual visitors to the park.

**Consequences of Failure to Act (CFA):**

If this project is not completed Sleeping Bear Dunes National Lakeshore will continue to present worn, erroneous, and outdated information to visitors in three highly significant and frequently visited areas of the park. The outdated existing signage contributes to a low-quality visitor experience and to the potential for resource damage by visitors insufficiently informed about sustainable recreational activities.

**Ranking Categories:**

Category	Percent	Score
FCI Rating:	n/a	1.24
API Rating:	n/a	53.33
API/FCI Score:	(40%)	12.00
SB Score:	(20%)	8.09
IS Score:	(20%)	5.11

Category	Percent	Score
CFA Score:	(20%)	0.00
<b>Total Score:</b>	<b>(100%)</b>	<b>25.20</b>

Combined ranking factors = (0.40 x API/FCI score) + (0.20 x SB score) + (0.20 x IS score) + (0.20 x CFA score)

### **Capital Asset Planning**

Capital Plan Business Case Required: [No]

VE Study: N/A Completed N/A

### **Project Costs and Status**

#### **Project Cost Estimate (this PDS):**

Activity	Dollars in thousands	Percent
Maintenance/Repair Work:	\$ 79	52
Capital Improvement Work:	\$ 73	48
Total:	\$ 153	100

#### **Project Funding History (entire project):**

History	Dollars in thousands
Funded to Date:	\$ 374
FY 2023 Recreation Fee Park Revenue Funding (this PDS):	\$ 153
Future Funding to Complete Project:	\$ 0
Total:	\$ 520

#### **Class of Estimate: B**

Estimate Escalated to: FY 2023/Q1

#### **Planning and Design Funds (dollars in thousands):**

Planning Funds Received in FY 2019:	\$ 159
Design Funds Received in FY 2019/2020:	\$ 214

#### **Major Milestones**

Construction Award/Start

- Scheduled: FY 2023/Q1
- Actual: N/A

Project Complete

- Scheduled: FY 2022/Q4
- Actual: N/A

#### **Project Data Sheet**

Prepared/Last Updated: 01/22

DOI Approved: YES

### **Annual Operations & Maintenance Costs \$**

Current: \$9,000

Projected: \$9,000

Net Change: \$0



### Other Permanent Appropriations

Other Permanent Appropriations (\$000)	2021 <sup>1, 2</sup> Actual	2022 <sup>3,4,5</sup> Estimate	2023 <sup>6,7</sup> Estimate	Change from 2022
Contribution for Annuity Benefits for USPP	40,549	42,101	40,150	-1,951
Park Concessions Franchise Fees	81,654	91,241	107,457	+16,216
Concessions Improvement Accounts	12,416	12,416	12,416	+0
Park Building Lease and Maintenance Fund	9,709	10,439	11,222	+783
Filming and Photography Special Use Fee Program	407	150	150	+0
Operation and Maintenance of Quarters	22,530	23,094	23,671	+577
Delaware Water Gap, Route 209 Operations	16	25	25	+0
<b>Total Requirements</b>	<b>167,281</b>	<b>179,466</b>	<b>195,091</b>	<b>+15,625</b>
<i>Total FTE Requirements</i>	353	353	353	+0

1/ FY 2021 Actual column does not include these sequestered Receipt amounts: Park Concessions Franchise Fees \$393, Park Building Lease & Maintenance Fund \$26, or Operation & Maintenance of Quarters \$54

2/ FY 2021 Actual column includes pop up of funds that were sequestered in FY 2020 but became available in FY 2021: Park Concessions Franchise Fees \$395, Park Building Lease & Maintenance Fund \$24, Operation & Maintenance of Quarters \$53

3/ FY 2022 Estimate column does not include these sequestered Receipt amounts: Park Concessions Franchise Fees \$393, Park Building Lease & Maintenance Fund \$26, Operation & Maintenance of Quarters \$54

4/ FY 2022 Estimate column includes pop up of funds that were sequestered in FY 2021 but became available in FY 2022: Park Concessions Franchise Fees \$393, Park Building Lease & Maintenance Fund \$26, Operation & Maintenance of Quarters \$54

5/ FY 2022 Estimate column includes an estimated transfer of \$9,500 from Park Concessions Franchise Fees to Visitor Experience Improvements Fund

6/ FY 2023 Estimate column does not include these estimated sequestered Receipt amounts: Park Concessions Franchise Fees \$393, Park Building Lease & Maintenance Fund \$26, Operation & Maintenance of Quarters \$54

7/ FY 2023 Estimate column includes pop up of funds that were sequestered in FY 2022, but became available in FY 2023: Park Concessions Franchise Fees \$393, Park Building Lease & Maintenance Fund \$26, Operation & Maintenance of Quarters \$54

#### Justification of Program and Performance

This activity includes a variety of permanent appropriations that are derived from receipt sources other than recreation fees.

#### Appropriation: Contribution for Annuity Benefits of the United States Park Police

##### Program Overview

This funding pays the costs of benefit payments to annuitants each year under the pension program for US Park Police (USPP) officers hired prior to January 1, 1984 to the extent the payments exceed deductions from salaries of active duty employees of the program. As amended in P.L. 85-157, the Annuity Benefits are collected for Title V retirees. Payments are made to retirees, surviving spouses, and dependents. The USPP pension program was funded before FY 2002 from appropriations made annually to the National Park Service. Following enactment of the Department of the Interior and Related Agencies Appropriations Act, 2002, (54 U.S.C. 103101), these payments have been made from funds warranted to the National Park Service from a permanent, indefinite appropriation at the Treasury Department. The estimates of \$42.101 million for FY 2022 and \$40.150 million for FY 2023 are based on the best available information, including actuarial tables, and projected pay increases, retirements, and cost-of-living increases.

---

---

**Appropriation: Park Concessions Franchise Fees and Concessions Improvement Accounts****Program Overview**

**Park Concessions Franchise Fees** – This program involves all franchise fees and other monetary considerations paid to the United States pursuant to concessions contracts under the National Park Service Concessions Management Improvement Act of 1998 (P.L. 105-391; 54 U.S.C. 1019), as amended, (the Act). All funds are deposited into a special account and used in the National Park System. The fees are used for contract development, programs and operations, and concession activities support.

All contracts are issued competitively under the Act, which grants a right of preference to concessioners with annual gross receipts of less than \$500,000 and to outfitters and guides operators. Under the Act, the Service has experienced increased competition for contracts, which has resulted in improved visitor services, higher revenue, and increased returns to the government.

Construction, investment, and maintenance requirements are weighed against the business opportunity in setting the concession franchise fees. The resulting prospectus financial package balances the various financial obligations, including possessory interest or leasehold surrender interest liability where it exists, in order to determine that the new fee represents the probable value of the proposed contract.

Concessions Improvement Accounts – Some older National Park Service contracts with concessioners require the concessioner to deposit a portion of gross receipts or a fixed sum of money in a separate bank account. With NPS approval, these funds are expended for improvement of facilities that directly support concession visitor services. Concessioners do not accrue possessory interest for improvements funded from these accounts. These accounts are not included in contracts issued since the 1998 Act and continue to be phased out as older contracts are replaced.

---

---

**Appropriation: Park Buildings Lease and Maintenance Fund****Program Overview**

As authorized by 54 U.S.C. 102102, and 54 U.S.C. 306121, rental payments under a lease for the use of buildings and associated property administered as part of the National Park System are deposited in a special Park Buildings Lease and Maintenance Fund. These funds are used for infrastructure needs of the park unit where collected, including facility refurbishment, repair and replacement, infrastructure projects associated with park resource protection, and direct maintenance of the leased buildings and associated properties.

---

---

**Appropriation: Filming and Photography Special Use Fee Program****Program Overview**

Authorized in 54 USC 100905, revenue from location fees collected from issuing permits to use park lands and facilities for commercial filming and certain still photography are retained and used at the sites where collected, in accordance with the formula and purposes established for the Recreational Fee Program. Due to the court verdict in *Price vs. Barr*, which determined the permit and fee requirements applying to commercial filming under 54 USC 100905, 43 CFR Part 5, and 36 CFR Part 5 are unconstitutional, the NPS anticipates reductions in location fees. Since some permits remain allowable, minimal location fee revenue remains.

---

**Appropriation: Operations and Maintenance of Quarters****Program Overview**

---

As authorized by P.L. 98-473 in 1984 (98 Stat. 1874; 5 U.S.C. 5911), rent and charges collected by payroll deduction or otherwise, for the use or occupancy of Government Quarters in national park areas, are deposited in a special fund to remain available until expended for the operation and maintenance of Government Quarters. These funds are to be used to provide decent, safe, sanitary, and energy efficient quarters to the assigned occupants.

In FY 2021 in addition to funds derived from rental income, the National Park Service recorded charges totaling \$2.7 million for housing maintenance and operations in the Operation of the National Park System appropriation to cover rental income shortfalls. (This statement is provided as required by section 814(a)(14) of Division I of P. L. 104-333.)

---

**Appropriation: Delaware Water Gap National Recreation Area, Route 209 Operations****Program Overview**

---

Funds collected from fees, as authorized by P.L. 98-63 (97 Stat. 329) and P.L. 109-156, Sec. 4, as amended by P.L. 115-101 for commercial use of US Route 209 within the boundaries of Delaware Water Gap National Recreation Area are available for the management, operation, construction, and maintenance of US Route 209 within the park boundaries. By law, US Route 209 within the boundaries of Delaware Water Gap National Recreation Area is closed to commercial vehicular traffic, except for that based within the recreation area, or serving businesses and persons located within or contiguous to its boundaries, or with business facilities located or serving in certain nearby counties.

THIS PAGE INTENTIONALLY LEFT BLANK



<b>Miscellaneous Trust Funds</b>				
----------------------------------	--	--	--	--

Miscellaneous Trust Funds (\$000)	2021 Actual	2022 Estimate	2023 Estimate	Change from 2022 Estimate (+/-)
Donations (General)	60,891	52,000	52,000	0
Preservation, Birthplace of Abraham Lincoln	3	3	3	0
<b>Total Requirements</b>	<b>60,894</b>	<b>52,003</b>	<b>52,003</b>	<b>0</b>
<i>Total FTE Requirements</i>	<i>208</i>	<i>208</i>	<i>208</i>	<i>0</i>

**Justification of Program and Performance**

These permanent appropriations include donated funds consistent with legislative authority and the wishes of the grantors for Federally matched signature projects and programs, non-matched donated funds consistent with legislative authority and the wishes of the grantors, and funds used to preserve the birthplace of Abraham Lincoln available from an endowment established for that purpose.

**Appropriation: Donations, National Park Service****Program Overview**

The Secretary of the Interior is authorized to accept and use donated funds for the purposes of the National Park System. Use of these funds is strictly controlled by tracking each donation designated by the donor for a certain purpose to ensure that it is so used or is returned to the donor. This account total can fluctuate significantly from year to year. The fund also includes donations used as matching funds for projects or programs within the Centennial Challenge Fund.

**Appropriation: Preservation, Birthplace of Abraham Lincoln****Program Overview**

By law (16 U.S.C. 212), a \$50,000 endowment established by The Lincoln Farm Association was accepted; the proceeds of which are used to help preserve the Abraham Lincoln Birthplace National Historic Park. This endowment has been used by the park to preserve the Memorial Building and the traditional birth cabin. Preservation projects have included various exterior repairs such as roof and painting, along with interior painting, mold abatement, and HVAC repairs. The park plans to continue to use this endowment to cover the upkeep of these structures in accordance with cultural resource management plans.

Learn more about Abraham Lincoln Birthplace NHP at: [www.nps.gov/abli/index.htm](http://www.nps.gov/abli/index.htm)

THIS PAGE INTENTIONALLY LEFT BLANK

<b>National Park Centennial Challenge Fund</b>
--

National Park Centennial Challenge Fund (\$000)	2021 Actual	2022 Estimate	2023 Estimate	Change from 2022 Estimate
National Park Centennial Challenge Fund	5,327	5,000	5,000	0
<b>Total Requirements</b>	<b>5,327</b>	<b>5,000</b>	<b>5,000</b>	<b>0</b>
<i>Total FTE Requirements</i>	<i>0</i>	<i>0</i>	<i>0</i>	<i>0</i>

### Authority Overview

The National Park Centennial Challenge Fund, created by Title I of the National Park Service Centennial Act of 2016 (P.L. 114-289), allows the National Park Service to establish a fund to support projects and programs that enhance the visitor experience. Amounts exceeding \$10.0 million from the sale of age-discounted Federal Recreational Lands Passes, commonly known as Senior Passes, are deposited into this Fund as offsetting collections. The FY 2023 President's budget estimates deposits into this Fund will be \$5.0 million in FY 2023. As all Federal funds must be matched on at least a 50:50 basis, private donations will leverage the Federal funds for an estimated total benefit of \$10.0 million.

### Justification of Program and Performance

Revenue deposited into the Centennial Challenge Fund was \$5,327,000 in FY 2021. As directed by Sections 103502 and 103503 of P.L. 114-289, projects selected should prioritize deferred maintenance, physical improvements to visitor services facilities, and trail maintenance. In FY 2020, deposits into the fund were significantly lower than anticipated due to impacts of the COVID-19 pandemic. As such, the NPS did not fund any new projects through the Centennial Challenge Fund using FY 2020 revenue. The NPS expects the following projects will be executed using revenue collected through FY 2021. Additionally, the NPS anticipates executing several large projects in upcoming fiscal years with accrued revenues.

Park Name	Project Title	Partner	Federal (\$000)	Partner (\$000)
Harper's Ferry National Historical Park	Construct Accessible Walkway to Confluence Point	National Park Foundation	100	100
Mount Rainier National Park	Repair Wonderland Trail Sections Three and Seven	Washington's National Park Fund	100	100
Olympic National Park	Repair Bogachiel Trail Tread and Structures	Washington's National Park Fund	100	100
Yosemite National Park	Rehabilitate Back Country Trails in the Merced River Drainage	Yosemite Conservancy	205	212
Yosemite National Park	Rehabilitate Back Country Trails in the Tuolumne River Drainage	Yosemite Conservancy	206	211

THIS PAGE INTENTIONALLY LEFT BLANK

## Visitor Experience Improvements Fund Revolving Account

Visitor Experience Improvement Fund Revolving Account (\$000)	2021 Actual	2022 Estimate	2023 <sup>1,2</sup> Estimate	Change from 2022 Estimate
Visitor Experience Improvement Fund	0	8,958	0	-8,958
<b>Total Requirements</b>	<b>0</b>	<b>8,958</b>	<b>0</b>	<b>-8,958</b>
<i>Total FTE Requirements</i>	<i>0</i>	<i>0</i>	<i>0</i>	<i>0</i>

<sup>1</sup> FY 2022 Estimate column includes an estimated transfer of \$9,500 from Park Concessions Franchise Fees to Visitor Experience Improvements Fund.

<sup>2</sup> 2022 Estimate column reflects the impact of sequestering \$542.

### Authority Overview

The National Park Service Visitor Experience Improvements Authority (VEIA), created by Title VII of the National Park Service Centennial Act of 2016 (P.L. 114-289), allows the National Park Service to establish a revolving fund to provide the NPS with tools to improve commercial visitor facilities and services throughout the System. The initial funding of the revolving fund may come from transfers in, without reimbursement, of funds or revenues in connection with the functions to be carried out under the Authority.

### Justification of Program and Performance

The Visitor Experience Improvements Fund (VEIF) will provide for the administration of commercial services contracts, and related professional services contracts, for the operation and expansion of commercial visitor facilities and visitor services programs in System units. This includes expenses necessary for the management, improvement, enhancement, operation, construction, and maintenance of commercial visitor services facilities. Funds collected pursuant to the contracts awarded and services provided under the Authority will be credited to the VEIF. The revolving fund will give the Service additional tools, flexibility, and agility to respond to park and visitor needs related to the quality of commercial services facilities and operations. Funds will also be used to make payments for possessory interest and leasehold surrender interest in existing commercial services contracts awarded under separate authorities.

The VEIA can be used to provide visitor services that are “necessary and appropriate” for public use and enjoyment of the park unit. Contract terms cannot exceed 10 years and no Leasehold Surrender Interest (LSI) may be awarded under the VEIF. The authority may not be used for provision of outfitter and guide services nor in cases where a preferential right of renewal currently exists. The current authority to enter into a VEIA contract expires in 2023.

### FY 2023 Program Performance

The Service intends to pilot contracts in a cross section of parks, types of services, and scale of services volume to demonstrate the effectiveness of the Authority.

In order to continue executing the program, which was paused due to the impacts of the COVID-19 pandemic on the hospitality industry, the NPS requests two additional years of authority in its FY 2023 budget request, to enter into and execute contracts under new regulations being promulgated by the NPS. This new proposed rule is available for public comment through March 2022, with a final rule published by late summer 2022.

THIS PAGE INTENTIONALLY LEFT BLANK

## Allocation: Federal Lands Transportation Program

### Appropriation Overview, Justification of Program, and Performance

The Federal Lands Transportation Program (FLTP, 23 U.S.C. 203) improves the transportation infrastructure owned and maintained by the Federal land management agencies (FLMAs). FLMAs at the Department of the Interior include the National Park Service (NPS), the U.S. Fish and Wildlife Service, the Bureau of Land Management, and the Bureau of Reclamation. FLMAs at other agencies include the U.S. Forest Service, U.S. Army Corps of Engineers (USACE), and various independent Federal agencies with land and natural resource management responsibilities.

Through the program, the NPS has considerable responsibility and latitude for managing its program. The Federal Highway Administration (FHWA) is responsible for ensuring the program is administered according to the statutory and implementing regulations for title 23, U.S.C. This includes conformity to highway planning, design, construction, maintenance, and safety standards.

In accordance with 23 U.S.C. 203(a) funds allocated to the FLMAs by the FLTP shall be used to pay the costs of transportation planning, research, maintenance, engineering, rehabilitation, restoration, construction, and reconstruction of transportation facilities. Funding is limited to public transportation facilities and systems within, adjacent to, or providing access to Federal lands that are open to the public. The program also covers administrative expenses necessary to manage and oversee the program at each FLMA.

The program is usually authorized in five-year periods, with the most recent reauthorization enacted by the Infrastructure Investment and Jobs Act (P.L. 117-58), also referred to as the Bipartisan Infrastructure Law (BIL). The BIL provided authorized funding levels for the FLMAs from FY 2022-2026.

### Program Overview

The NPS owns and maintains approximately 5,690 paved miles of park roads, 6,100 paved parking areas (approximately equivalent to 990 paved miles), 1,451 bridges, and 63 tunnels that are open to the public and eligible for FLTP dollars. The NPS owns an additional 7,000 miles of unpaved roads, of which only 500 miles are currently eligible for the FLTP Program. Transportation Assets including paved roads, unpaved roads, parking, bridges, tunnels, transit, trails, and technology have a current replacement value of \$39.9 billion. These transportation assets are a significant part of the NPS asset portfolio and are critical to meeting the NPS mission.

In FY 2020 (the most recent data available), the NPS's transportation program rehabilitated 70 miles of road; reconstructed 14.7 miles of road; performed routine maintenance (e.g. chip seals, mill and overlays, and restriping) for 558 miles of road; and rehabilitated or improved the condition of 130 bridges and tunnels.

In addition to roads, bridges, and tunnels, in FY 2020, the NPS had 66 of 96 discrete transportation systems operating (due to the Covid-19 pandemic), including 44 transit systems and 22 interpretive tours in 49 parks across the Nation. The multimodal systems included shuttles, buses, vans, trams, boats, ferries, trains, and planes. Of these:

- 51 percent operate under concession contracts and represent 38 percent of all passenger boardings.

- 20 percent are owned and operated by the NPS and represent 1 percent of all passenger boardings.
- 15 percent operate under service contracts and represent 35 percent of all passenger boardings.
- 14 percent operate under a cooperative agreement and represent 26 percent of passenger boardings.

Transit systems in the NPS include a variety of vehicle types. Of the 96 systems:

- 59 percent are shuttles, buses, vans, or trams
- 36 percent are boats or ferries
- 1 percent are planes
- percent are trains or trolleys

In FY 2020, there were approximately 11.1 million passenger boardings (a 76% decrease, reflecting closures and limited operation), of which 9.9 million (90 percent) were associated with the top 10 high use transit systems (by passenger boardings) at parks, such as Statue of Liberty National Monument; Grand Canyon, Zion, Rocky Mountain, and Grand Teton national parks; and the National Mall and Memorial Parks.

Altogether, these multimodal systems offer attractive and convenient public access to, and within, parks for visitors and park employees. They also contribute to preserving resources, such as air quality and soundscapes, and they reduce wildlife and auto collisions.

**Funding** – The NPS manages its transportation assets using life-cycle asset management techniques to optimize fund allocation. In FY 2021, more than half of all NPS transportation improvements were funded through programs authorized under the Fixing America’s Surface Transportation Act (FAST Act: PL 114-94). Other maintenance and operational funds identified to support transportation assets are fund sources such as Repair/Rehabilitation and Cyclic Maintenance Programs, and assistance provided through agreements with nonprofit organizations and private corporations.

The BIL reauthorized the FLTP and included a 21 percent increase in funding for the NPS over the life of the authorization period. The NPS FLTP receives \$332 million in FY 2022; with the authorization level increasing between \$6-8 million annually, reaching \$360 million in FY 2026.

Fiscal Year	BIL FLTP Funding Level
2022	\$332 million
2023	\$339 million
2024	\$346 million
2025	\$354 million
2026	\$360 million
<b>Total</b>	<b>\$1,731 million</b>



The NPS is focusing this funding on the following:

- Maintaining public roads and bridges in a state of good repair through investments focused on sound asset strategies and management. Funding is distributed to the field based on condition, usage, accidents, and inventory. Conditions are monitored and tracked using pavement and bridge condition performance measures.
- Addressing the state of good repair of existing Alternative Transportation Systems (ATs) infrastructure and leveraging outside funding and partnerships. A “Greening of the Fleet Strategy” focuses clean energy resources to reduce greenhouse gas emissions, improves air quality, reduces noise, and saves on operating costs. Examples include legacy ATs at Zion, Acadia, and Grand Canyon National Parks, and planning and implementation of bicycle/pedestrian trail connections at Mississippi National River and Recreation Area, Kennesaw Mountain National Battlefield Park, and Cape Cod National Seashore.
- Ensuring equity in transportation by providing better connectivity to underserved communities and promoting modal choices beyond roads—including transit and trails. Focusing on the state of good repair of transportation transit and trails improves visitor experience, access, and health benefits to the trail users. It also reduces vehicle emissions and saves dollars through sound life cycle management and upkeep of assets.
- Enhancing future multimodal approaches through testing and implementation of innovative solutions. Emerging mobility is a focus area of NPS, which also dovetails with emphasis on improved safety, providing transportation options like micromobility and offering choices across all travel modes to support accessibility. An overarching aspect is supporting improved visitor information systems to aid the traveling public in trip planning, and in route and in-park decision making based on forecasted or real time data.
- Leveraging opportunities provided by the BIL to match dollars with United States Department of Transportation grant programs to address transportation facilities that have become functionally obsolete, have exceeded their design life, and frequently require large investments. For example, “mega projects” include major bridge and road repairs and large fleet replacements. The best opportunity to improve and modernize these aging transportation assets is to develop strategic partnerships with other entities/agencies/shareholders that have common interests. Past success stories include Arlington Memorial Bridge, Tamiami Trail, and Zion National Park Bus Fleet Electrification. Future challenges include Tennessee River Bridge, Natchez Trace Parkway; Toklat Bridge and Causeway, and Kelso Cima Road, Mojave National Preserve.
- Funding levels for projects will be adjusted annually to accommodate changes in condition and scheduling, balance NPS priorities, and address legislative requirements.

### **FY 2023 Program Activities**

---

During FY 2023, the program will continue to target NPS needs and performance goals. Allocation levels have been developed to curtail deterioration based on the NPS’s Pavement and Bridge Management Systems. The program will utilize Pavement and Bridge computer models which take advantage of FHWA Engineering Technical Expertise, along with NPS investment and sustainability guidelines which identify the highest priority to critical life, health, safety, and resource protection projects.

NPS will continue to seek out partnerships to leverage external funding and expertise, particularly in the case of large projects including the Nationally Significant Federal Lands and Tribal Project (NSFLTP)

program which was established in the FAST Act and continued in the BIL. The NSFLTP funds projects over \$12.5 million.

The NPS reports annually on the goals and achievements of its transportation program as required by the FHWA's Implementation Guidance for the FLTP. Annual accomplishment reports are available at: [www.nps.gov/orgs/1548/accomplishments.htm](http://www.nps.gov/orgs/1548/accomplishments.htm)

---

**FLTP Multi-Year Plan**

The FLTP is a performance-based program with performance factors established in 23 U.S.C. 203 to include state of good repair, safety, high-use and agencies goals. The FLTP is required to use similar planning practices as required by the States and metropolitan areas as identified in 23 U.S.C. 134 and 135. NPS statutes (54 U.S.C. 100101 et seq) provide further considerations and requirements for park resources.

**FLTP Category I** funds two types of paved road and bridge projects in parks, generally defined as maintenance (including major roadway and bridge preservation and rehabilitation) and modernization and renewal (including pavement reconstruction, new construction, and extensive bridge rehabilitation).

Maintaining and improving the condition of paved roads and bridges is an NPS priority. These assets comprise the core of the NPS transportation system. FLTP Category I projects reflect the priorities of the NPS's Facility Investment Strategy, including investing in climate resilient infrastructure. The NPS transportation system is the primary access mechanism for the majority of park units and is used not only by private automobiles, but also by transit systems and as a means to access ferries, trails, and other modes of transportation. Projects emphasize sustainable opportunities, modernization and improved access for visitors.

**FLTP Category III** provides funding for prioritized projects that focus on connecting visitors to parks through the maintenance and expansion of existing alternative transportation systems, recapitalization of transit fleet, and system modernization. Alternative transportation projects provide modal choices to visitors by providing car free access alternatives to and within parks to improve recreational opportunities, reduce carbon footprints, and increase active transportation. Projects are prioritized based on the following criteria: demonstration of need, visitor experience/resource benefit, financial sustainability/cost effectiveness, and asset condition. Project readiness is also considered as projects are prioritized.

**National Park Service  
FY 2022 Federal Lands Transportation Program Plan**

Budget Authority/Activity	Amount (\$000s)
<b>FY 2022 Authorized</b>	<b>\$332,427</b>
Legislative Obligation Ceiling	-\$36,899
<b>Available for Programming</b>	<b>\$295,528</b>
Federal Lands Planning Program (FLPP)*	-\$23,642
Administration	-\$8,866
<b>Funds Available for Projects</b>	<b>\$263,020</b>

\* National Park Service (NPS) activities under the FLPP include: long-range transportation plans (LRTPs); performance management activities—including the development, implementation, and maintenance of safety, bridge, pavement, and congestion management program related to LRTP; road and bridge inventory; development of unit-level transportation planning projects; and support of transportation planning projects and transportation components of unit and multi-unit management and facility investment plans

Year	Park Name	Project Title	State	Park Cong. District(s)	Funding Estimate (\$000) <sup>1</sup>	Funding
2022	Acadia National Park	Enhance Island Explorer Bus System	ME	ME01, ME02	\$1,325	Category 3
2022	Acadia National Park	Repair Duck Brook Bridge Interior	ME	ME01, ME02	\$485	Category 1
2022	Antietam National Battlefield	Pavement Preservation, Burnside Bridge Trail, and Sherricks Run Bridge	MD	MD06	\$2,313	Category 1
2022	Badlands National Park	Pavement Preservation of Loop Road	SD	SDAL	\$2,198	Category 1
2022	Badlands National Park	Cedar Pass Road Repair	SD	SDAL	\$2,000	Category 1
2022	Badlands National Park	Loop Road Reconstruction Phase I	SD	SDAL	\$500	Category 1
2022	Bandelier National Monument	Parking Lot Construction	NM	NM03	\$2,200	Category 1
2022	Bandelier National Monument	Build Shuttle Service Expansion Parking Lot at Frey Trailhead	NM	NM03	\$447	Category 3

Year	Park Name	Project Title	State	Park Cong. District(s)	Funding Estimate (\$000) <sup>1</sup>	Funding
2022	Bent's Old Fort National Historic Site, Black Canyon of The Gunnison National Park, Colorado National Monument, Curecanti National Recreation Area, Florissant Fossil Beds National Monument, Great Sand Dunes National Park, Mesa Verde National Park, Fort Laramie National Historic Site	Pavement Preservation at 8 Parks	CO, WY	CO03, CO04, WYAL	\$9,100	Category 1
2022	Big Thicket National Preserve	Repair Two Turkey Creek Pedestrian Bridges	TX	TX02, TX08, TX36	\$700	Category 1
2022	Biscayne National Park	Resurface Entrance Road and Parking Lot	FL	FL18, FL27	\$1,780	Category 1
2022	Black Canyon of The Gunnison National Park	Repair Road Surface	CO	CO03	\$5,500	Category 1
2022	Blue Ridge Parkway	Park Wide Pavement Preservation Projects	NC, VA	NC05, NC10, NC11, VA05, VA10, VA11	\$2,492	Category 1
2022	Blue Ridge Parkway	Bridge Preventive Maintenance Projects	NC, VA	NC05, NC11, VA06	\$2,035	Category 1
2022	Blue Ridge Parkway	Rehabilitate Bridge over Highway 421 at Deep Gap	NC, VA	NC05	\$1,200	Category 1
2022	Blue Ridge Parkway	Complete Repairs to Price Lake Dam Bridge 5140-097P	NC, VA	NC05	\$330	Category 1
2022	Cape Cod National Seashore	Construct Route 6 Multi-Use Path Connector from Park Boundary to Herring Cove Beach	MA	MA09	\$484	Category 3
2022	Cape Cod National Seashore	Construct Province Lands Bike Trail connector between Town/park boundary and main bike trail	MA	MA09	\$389	Category 3

Year	Park Name	Project Title	State	Park Cong. District(s)	Funding Estimate (\$000) <sup>1</sup>	Funding
2022	Capulin Volcano National Monument	Repairs of Volcano Road	NM	NM03	\$2,500	Category 1
2022	Catoctin Mountain Park	Rehabilitate Two Park Roads	MD	MD06, MD08	\$4,944	Category 1
2022	Channel Islands National Park	Replace Dilapidated Pier at Scorpion Anchorage at Santa Cruz Island (Final Contract Mod placeholder)	CA	CA24, CA26	\$160	Category 3
2022	Chattahoochee River National Recreation Area	Mill and Overlay Park Roads and Parking Lots	GA	GA01, GA05, GA06, GA07	\$1,540	Category 1
2022	Chattahoochee River National Recreation Area	Pulverize and Overlay Park Roads and Parking Lots	GA	GA01, GA05, GA06, GA07	\$500	Category 1
2022	Chesapeake & Ohio Canal National Historical Park	Repair 15 Mile Creek, Dargan, and Edwards Ferry Bridges	DC, MD	DCAL, MD06, MD08	\$1,695	Category 1
2022	Chesapeake & Ohio Canal National Historical Park	Resurfacing Towpath Program	DC, MD	DCAL, MD06, MD08	\$612	Category 3
2022	Chesapeake & Ohio Canal National Historical Park	Repair or Replace 8 Pedestrian Bridges	DC, MD	DCAL, MD06, MD08	\$126	Category 3
2022	Chesapeake & Ohio Canal National Historical Park	Rehabilitation of Capital Crescent Trail	DC, MD	DCAL, MD06, MD08	\$113	Category 3
2022	Colonial National Historical Park	Bridge Repair on Multiple Routes	VA	VA01, VA02	\$2,600	Category 1
2022	Colonial National Historical Park	Bridge Repair on Mainline	VA	VA01, VA02	\$1,017	Category 1

Year	Park Name	Project Title	State	Park Cong. District(s)	Funding Estimate (\$000) <sup>1</sup>	Funding
2022	Colorado National Monument, Rocky Mountain National Park, Mesa Verde National Park, Big Bend National Park, Chickasaw National Recreation Area	Bridge Preservation at 5 Parks	CO, OK, TX	CO02, CO03, CO04, OK04, TX23	\$1,200	Category 1
2022	Crater Lake National Park	Evaluate and Implement Intelligent Transportation System Applications	OR	OR02	\$150	Category 3
2022	Crater Lake National Park	Conduct Study to Assess Congestion and Parking at Rim Village	OR	OR02	\$144	Category 3
2022	Cumberland Island National Seashore	Re-surface and Repair Grand Avenue on Cumberland Island	GA	GA01	\$800	Category 3
2022	Cuyahoga Valley National Park	Construct Boston Mill VC Ped Bridge	OH	OH10, OH13, OH14	\$418	Category 3
2022	Death Valley National Park	Construct Extension of Furnace Creek Accessible Trail	CA	CA08	\$65	Category 3
2022	Delaware Water Gap National Recreation Area	Repair Van Campens Bridge	NJ, PA	NJ05, PA10, PA11, PA15	\$614	Category 1
2022	Delaware Water Gap National Recreation Area	Planning and Development of Intelligent Transportation System and Alternative Transportation Partnership	NJ, PA	NJ05, PA10, PA11, PA15	\$68	Category 3
2022	Delaware Water Gap National Recreation Area	Enhance the Alternative Transportation System with Computer Aided Dispatch	NJ, PA	NJ05, PA10, PA11, PA15	\$39	Category 3
2022	Denali National Park	Construct Polychrome Pass Area Improvements - Phase I	AK	AKAL	\$25,000	Category 1
2022	Denali National Park	Reconstruct Park Road	AK	AKAL	\$450	Category 1
2022	Denali National Park	Repair Park Road	AK	AKAL	\$180	Category 1
2022	Denali National Park	Rebuild Trail connections in reaction to New Wayside Construction at MP 231	AK	AKAL	\$125	Category 3

Year	Park Name	Project Title	State	Park Cong. District(s)	Funding Estimate (\$000) <sup>1</sup>	Funding
2022	Devils Postpile National Monument	Improve Safety for Reds Meadow Road	CA	CA04	\$500	Category 1
2022	Devils Tower National Monument	Alternative Transportation and Congestion Study	WY	WYAL	\$54	Category 3
2022	Dinosaur National Monument	Repair Pavement	CO, UT	CO03, UT02	\$7,000	Category 1
2022	Dinosaur National Monument	Rehabilitation of the Quarry Exhibit Hall and Quarry Visitor Center Shuttle-Stop Waiting Areas	CO, UT	CO03, UT02	\$69	Category 3
2022	Flight 93 National Memorial	Repair Multiple Park Routes	PA	PA01, PA09, PA12	\$200	Category 1
2022	Fredericksburg & Spotsylvania National Military Park	Pavement Preservation of Routes Parkwide	VA	VA01, VA07	\$400	Category 1
2022	Gateway National Recreation Area	Pavement Improvements on Several Routes	NJ, NY	NJ06, NJ11, NJ13, NY06, NY09, NY11, NY13	\$15	Category 1
2022	Gauley River National Recreation Area	Remove and Replace Failing Culverts on Masons Branch Creek and Access Road	WV	WV03	\$50	Category 1
2022	George Washington Birthplace National Monument	Rehabilitate Pavement Parkwide	VA	VA01	\$1,750	Category 1
2022	George Washington Carver National Monument	Pavement Preservation	MO	MO07	\$50	Category 1
2022	Gettysburg National Military Park	Rehabilitate Little Round Top Visitor Use Area	PA	PA04	\$1,607	Category 1
2022	Gettysburg National Military Park	Rehabilitate Warren and Wright Avenues	PA	PA04	\$650	Category 1
2022	Gettysburg National Military Park	Pavement Preservation Park Wide	PA	PA04	\$250	Category 1
2022	Glacier National Park	Replace Sprinter Buses in the Park's Transit System	MT	MTAL	\$597	Category 3

Year	Park Name	Project Title	State	Park Cong. District(s)	Funding Estimate (\$000) <sup>1</sup>	Funding
2022	Grand Canyon National Park	Rehabilitate North Entrance Road	AZ	AZ01, AZ02	\$11,000	Category 1
2022	Grand Canyon National Park	Procure (4) Compressed Natural Gas Buses to Replace 20 Year Old Buses	AZ	AZ01, AZ02	\$1,201	Category 3
2022	Grand Canyon National Park	Rehabilitate Mather Campground Roads	AZ	AZ01, AZ02	\$400	Category 1
2022	Grand Portage National Monument	Hwy 17 Relocation	MN	MN08	\$200	Category 3
2022	Grand Teton National Park	Repair Drainage to Highway 191	WY	WYAL	\$960	Category 1
2022	Grand Teton National Park	Analyze Transportation and Visitor Movement to Inform Visitor Use Management Strategy	WY	WYAL	\$91	Category 3
2022	Great Sand Dunes National Park	Produce a Transportation and Transit Plan to Address Congestion and Visitor Safety	CO	CO03	\$350	Category 3
2022	Great Smoky Mountains National Park	Rehabilitate Cosby Campground Entrance Road and Picnic Area Roads	NC, TN	NC11, TN01	\$3,886	Category 1
2022	Great Smoky Mountains National Park	Bridge Preventive Maintenance	NC, TN	NC11, TN01	\$1,165	Category 1
2022	Great Smoky Mountains National Park	Rehabilitate Gatlinburg Tunnel at Big Ridge Mt ST 5460-085P	NC, TN	NC11, TN01	\$800	Category 1
2022	Gulf Islands National Seashore	Fort Pickens Dock Repair	FL, MS	FL01, MS04	\$365	Category 3
2022	Harpers Ferry National Historical Park	Repair 4 Harpers Ferry Bridges	MD, VA, WV	MD06, VA10, WV02	\$125	Category 3
2022	Hawaii Volcanoes National Park	Realign Crater Rim Drive, Construct New Visitor Center Parking	HI	HI02	\$6,700	Category 1
2022	Home of Franklin D Roosevelt National Historic Site	Purchase replacement Shuttle Vans for Alternative Transportation System	NY	NY18, NY19, NY20	\$40	Category 3
2022	Hopewell Culture National Historical Park	Pavement Preservation	OH	OH02, OH06, OH15	\$75	Category 1



Year	Park Name	Project Title	State	Park Cong. District(s)	Funding Estimate (\$000) <sup>1</sup>	Funding
2022	Indiana Dunes National Lakeshore	Implement Intelligent Transportation System (ITS)	IN	IN01, IN02	\$97	Category 3
2022	Indiana Dunes National Lakeshore	Plan and Implement Emerging Mobility projects	IN	IN01, IN02	\$88	Category 3
2022	Indiana Dunes National Lakeshore	Lake/Porter County Line Road safety improvements	IN	IN01, IN02	\$25	Category 3
2022	Katmai National Park	Improve Valley of 10,000 Smokes Road	AK	AKAL	\$2,750	Category 1
2022	Kennesaw Mountain National Battlefield Park	Transportation Plan and Safety Assessment	GA	GA11	\$150	Category 3
2022	Lake Roosevelt National Recreation Area	Emergency Stabilization of Hawk Creek Road	WA	WA04, WA05	\$850	Category 1
2022	Mammoth Cave National Park	Green River Ferry rehab	KY	KY02	\$50	Category 3
2022	Minute Man National Historical Park	Reroute Battle Road Trail	MA	MA03, MA05	\$644	Category 3
2022	Mississippi National River & Recreation Area	Construct Mississippi Regional Trail, Rosemount East	MN	MN04	\$600	Category 3
2022	Mojave National Preserve	Rehabilitate and Realign Cima Road	CA	CA08	\$25,093	Category 1
2022	Morristown National Historical Park	Rehabilitate Multiple Routes	NJ	NJ11	\$1,250	Category 1
2022	Natchez Trace Parkway	Mill & Overlay Park Road	MS	MS01	\$4,130	Category 1
2022	Natchez Trace Parkway	Mill & Overlay Park Road	MS	MS01	\$3,220	Category 1
2022	Natchez Trace Parkway	Construct Multi Use Trail Sections 3P19 and 3P20	MS	MS02, MS03	\$1,380	Category 3
2022	Natchez Trace Parkway	Repair Multiple Bridges	MS	MS01	\$550	Category 1
2022	National Capital Parks-East	Rehab Oxon Cove Trail	DC, MD	DCAL, MD04	\$400	Category 3
2022	National Mall and Memorial Parks	Resurface Ohio and West Basin Drives	DC	DCAL	\$3,160	Category 1
2022	Natural Bridges National Monument	Rehabilitate Entrance Road	UT	UT02, UT03	\$4,900	Category 1

Year	Park Name	Project Title	State	Park Cong. District(s)	Funding Estimate (\$000) <sup>1</sup>	Funding
2022	New River Gorge National River	Repair Cunard Road	WV	WV01, WV03	\$300	Category 1
2022	North Atlantic - Appalachian Region	Region-wide Pavement and Bridge Preservation Program	DC, MD, VA, WV	DC, MD, VA, WV	\$800	Category 1
2022	North Cascades National Park	Reroute Stehekin Valley Road	WA	WA01, WA02, WA08	\$1,015	Category 1
2022	Olympic National Park	Repair Hurricane Ridge and Obstruction Point Roads	WA	WA06	\$1,600	Category 1
2022	Olympic National Park	Bridge Preservation for 6 Bridges	WA	WA06	\$250	Category 1
2022	Oregon Caves National Monument	Rehabilitate Oregon Highway 46, Park Boundary to Cave Parking Lot	OR	OR04	\$80	Category 1
2022	Pea Ridge National Military Park	Realign Park Roads	AR	AR03	\$100	Category 1
2022	Pea Ridge National Military Park	Realign Park Roads	AR	AR03	\$100	Category 1
2022	Petersburg National Battlefield	Pavement Preservation on 3 Routes	VA	VA03, VA04	\$1,621	Category 1
2022	Petersburg National Battlefield	Pavement Preservation on 4 Routes	VA	VA03, VA04	\$538	Category 1
2022	Pictured Rocks National Lakeshore	Replace Bridge	MI	MI01	\$360	Category 1
2022	Pinnacles National Park	Construct New Shuttle Stop and Shuttle Staging Area	CA	CA17, CA20	\$67	Category 3
2022	Pinnacles National Park	Formalize and Reconfigure Existing Shuttle Bus Stops at Bear Gulch and Old Pinn Parking Areas	CA	CA17, CA20	\$35	Category 3
2022	Redwood National Park	Replace Cushing Creek Concrete Box Culvert	CA	CA01, CA02	\$700	Category 1
2022	Rock Creek Park	Rehabilitate Two Roads	DC	DCAL	\$710	Category 1
2022	Rock Creek Park	Implementation Military Road Trail Feasibility Study	DC	DCAL	\$50	Category 3
2022	Rocky Mountain National Park	Widen Entrance Road	CO	CO02, CO04	\$1,600	Category 1

Year	Park Name	Project Title	State	Park Cong. District(s)	Funding Estimate (\$000) <sup>1</sup>	Funding
2022	Shenandoah National Park	Purchase Replacement Shuttle for Rapidan Camp	VA	VA05, VA07	\$107	Category 3
2022	Sitka National Historical Park	Construct Connection to Sitka Multimodal Seawalk	AK	AKAL	\$1,021	Category 3
2022	Sleeping Bear Dunes National Lakeshore	Install Dune Climb Turn Lanes	MI	MI01, MI02	\$150	Category 1
2022	South Atlantic - Gulf & Mississippi Basin Regions	Pavement Preservation Projects for Small Parks	AL, FL, GA, KY, LA, MS, NC, SC, TN	AL, FL, GA, KY, LA, MS, NC, SC, TN	\$3,255	Category 1
2022	Theodore Roosevelt National Park	Repave Route 11 Loop Road Phase 1	ND	NDAL	\$220	Category 1
2022	Valley Forge National Historical Park	Rehabilitate 2 Routes	PA	PA06, PA07, PA13	\$850	Category 1
2022	Wilson's Creek National Battlefield	Pavement Preservation	MO	MO07	\$50	Category 1
2022	Wrangell - St Elias National Park	Repair Visitor Center Parking Lot	AK	AKAL	\$50	Category 1
2022	Yellowstone National Park	Exploring Alternative Transportation System Potential in Targeted Areas	ID, MT, WY	ID02, MTAL, WYAL	\$78	Category 3
2022	Yosemite National Park	Pave Day Use Parking Area	CA	CA04	\$2,305	Category 1
2022	Yosemite National Park	Upgrade Shuttle Bus Stops in Yosemite Valley	CA	CA04	\$1,679	Category 3
2022	Yosemite National Park	Improve Shuttle and Transit Bus Stops on Village Loop Drive	CA	CA04	\$1,644	Category 3
2022	Service-wide	Engineering and Construction Management	Multiple	Multiple	\$71,260	
	<b>Total</b>				<b>\$263,020</b>	

<sup>1</sup> Execution of the Federal Lands Transportation Program is dynamic; projects may shift between fiscal years as funding and scope allow.

**National Park Service  
FY 2023 Federal Lands Transportation Program Plan**

<b>Budget Authority/Activity</b>	<b>Amount (\$000s)</b>
<b>FY 2023 Authorized</b>	<b>\$338,867</b>
Legislative Obligation Ceiling	-\$37,614
<b>Available for Programming</b>	<b>\$301,253</b>
Federal Lands Planning Program (FLPP)*	-\$24,100
Administration	-\$9,038
<b>Funds Available for Projects</b>	<b>\$268,115</b>

\* National Park Service (NPS) activities under the FLPP include: long-range transportation plans (LRTPs); performance management activities—including the development, implementation, and maintenance of safety, bridge, pavement, and congestion management program related to LRTP; road and bridge inventory; development of unit-level transportation planning projects; and support of transportation planning projects and transportation components of unit and multi-unit management and facility investment plans

<b>Year</b>	<b>Park Name</b>	<b>Project Title</b>	<b>State</b>	<b>Park Cong. District(s)</b>	<b>Funding Estimate (\$000)<sup>1</sup></b>	<b>Funding</b>
2023	Acadia National Park	Repair Otter Cove Causeway Bridge	ME	ME01, ME02	\$2,000	Category 1
2023	Acadia National Park	Enhance Island Explorer Bus System	ME	ME01, ME02	\$1,060	Category 3
2023	Apostle Islands National Lakeshore	Repair/Rehabilitate Outer Island Dock	WI	WI07	\$202	Category 3
2023	Assateague Island National Seashore	Rehabilitation of Assateague Channel and Sheepshead Roads	MD, VA	MD01, VA02	\$196	Category 1
2023	Badlands National Park	Repair Cedar Pass Road	SD	SDAL	\$250	Category 1

Year	Park Name	Project Title	State	Park Cong. District(s)	Funding Estimate (\$000) <sup>1</sup>	Funding
2023	Bandelier National Monument, Bryce Canyon National Park, Dinosaur National Monument, Grand Canyon National Park, Glacier National Park, Rocky Mountain National Park, Zion National Park	Annual Required Transit System O&M costs per Financial Proforma analysis	AZ, CO, MT, NM, UT	AZ01, AZ02, CO02, CO03, CO04, MTAL, NM03, UT02	\$400	Category 3
2023	Big Bend National Park	Rehab Upper Tornillo Creek Crossing	TX	TX23	\$800	Category 1
2023	Big Hole National Battlefield, Nez Perce National Historical Park, Whitman Mission National Historic Site, Craters of the Moon National Monument and Preserve and John Day Fossil Beds National Monument	Pavement Preservation	ID, OR, MT, WA	ID01, ID02, OR02, MTAL, WA05	\$550	Category 1
2023	Bighorn Canyon National Recreation Area	Yellowtail Dam Road Preventive Maintenance	MT, WY	MTAL, WYAL	\$2,250	Category 1
2023	Blue Ridge Parkway	Repair Big Pine Creek Bridge RT 077	NC	NC05	\$5,000	Category 1
2023	Blue Ridge Parkway	Park Wide Pavement Preservation Projects	NC, VA	NC05, NC10, NC11, VA05, VA10, VA11	\$4,000	Category 1
2023	Blue Ridge Parkway	Rehabilitate James River Bridge	VA	VA06	\$4,000	Category 1
2023	Blue Ridge Parkway	Bridge Preventative Maintenance Projects	NC, VA	NC05, NC10, NC11, VA05, VA10, VA11	\$500	Category 1

Year	Park Name	Project Title	State	Park Cong. District(s)	Funding Estimate (\$000) <sup>1</sup>	Funding
2023	Blue Ridge Parkway	Rehabilitate 2 Otter Creek Culverts on the Mainline Road	VA	VA06	\$271	Category 1
2023	Cape Cod National Seashore	Replace Beach Vehicle to Serve Coast Guard Beach	MA	MA09	\$800	Category 3
2023	Cape Cod National Seashore	Design and Construct Cable Road Multi-use Path	MA	MA09	\$125	Category 3
2023	Cape Cod National Seashore	Replace Mohawk mobile lifts to support tram operation	MA	MA09	\$75	Category 3
2023	Capitol Reef National Park, Cedar Breaks National Monument, Dinosaur National Monument, Golden Spike National Historic Site, Timpanogos Cave National Monument, Zion National Park, Arches National Park	Pavement Preservation 7 Parks	CO, UT	CO03, UT01, UT02, UT03	\$12,000	Category 1
2023	Castillo De San Marcos National Monument	Replace Fort Matanzas Ferry Boats	FL	FL07	\$100	Category 3
2023	Chesapeake & Ohio Canal National Historical Park	Rehabilitation of Capital Crescent Trail	DC, MD	DCAL, MD06, MD08	\$1,727	Category 3
2023	Chesapeake & Ohio Canal National Historical Park	Repair or Replace 8 Pedestrian Bridges	DC, MD	DCAL, MD06, MD08	\$863	Category 3
2023	Chickasaw National Recreation Area	Rehabilitation RT 100	OK	OK04	\$8,800	Category 1
2023	Colonial National Historical Park	Bridge Repair on Mainline	VA	VA01, VA02	\$1,583	Category 1
2023	Colorado National Monument, Rocky Mountain National Park, Mesa Verde National Park, Big Bend National Park, Chickasaw National Recreation Area	Bridge Preservation 5 Parks	CO, OK, TX	CO02, CO03, CO04, OK04, TX23	\$3,750	Category 1
2023	Crater Lake National Park	Evaluate and Implement Intelligent Transportation System Applications	OR	OR02	\$380	Category 3

Year	Park Name	Project Title	State	Park Cong. District(s)	Funding Estimate (\$000) <sup>1</sup>	Funding
2023	Cuyahoga Valley National Park	Construct Boston Mill VC Ped Bridge	OH	OH10, OH13, OH14	\$50	Category 3
2023	Death Valley National Park	Construct Extension of Furnace Creek Accessible Trail	CA	CA08	\$1,200	Category 3
2023	Delaware Water Gap National Recreation Area	Planning and Development of Intelligent Transportation System and Alternative Transportation Partnership	NJ, PA	NJ05, PA10, PA11, PA15	\$71	Category 3
2023	Denali National Park	Construct Polychrome Pass Area Improvements - Phase II	AK	AKAL	\$16,850	Category 1
2023	Denali National Park	Sheetpile Toklat River	AK	AKAL	\$1,820	Category 1
2023	Denali National Park	Repair Park Road	AK	AKAL	\$1,000	Category 1
2023	Denali National Park	Construct Nenana River Wayside - Parking Area and Site Amenities, MP 231 Parks Hwy	AK	AKAL	\$800	Category 3
2023	Denali National Park	Reconstruct Park Road	AK	AKAL	\$500	Category 1
2023	Dinosaur National Monument	Quarry Access Road and Parking Lots Repair	CO, UT	CO03, UT02	\$6,000	Category 1
2023	Effigy Mounds National Monument	Parking Lot Rehabilitation	IA	IA01, IA04	\$75	Category 1
2023	Fort Smith National Historic Site	Design and Alter Accessibility Walkway for First Fort Rail Road Pedestrian Crossing	AR	AR03	\$244	Category 3
2023	Friendship Hill National Historic Site	Rehabilitate Multiple Park Routes	PA	PA12	\$700	Category 1
2023	Gateway National Recreation Area	Preventive maintenance Route 0060 and Hartshorne Drive	NJ, NY	NJ06, NJ11, NJ13, NY06, NY09, NY11, NY13	\$1,800	Category 1

Year	Park Name	Project Title	State	Park Cong. District(s)	Funding Estimate (\$000) <sup>1</sup>	Funding
2023	Gateway National Recreation Area	Preventive Maintenance on Several Routes	NJ, NY	NJ06, NJ11, NJ13, NY06, NY09, NY11, NY13	\$800	Category 1
2023	Gateway National Recreation Area	Preventive Maintenance on Several Routes	NJ, NY	NJ06, NJ11, NJ13, NY06, NY09, NY11, NY13	\$750	Category 1
2023	Gateway National Recreation Area	Preventive Maintenance Atlantic Drive	NJ, NY	NJ06, NJ11, NJ13, NY06, NY09, NY11, NY13	\$400	Category 1
2023	Glacier National Park	Rehabilitate Parking and Mainline Pavement	MT	MTAL	\$2,190	Category 1
2023	Glen Canyon National Recreation Area	Rehabilitate Access and Ferry Boat Ramp Roads	AZ, UT	AZ01, UT02, UT03	\$4,634	Category 1
2023	Golden Gate National Recreation Area	Rehabilitate Entry Road & Two Parking Areas	CA	CA01, CA02, CA08, CA12	\$2,926	Category 1
2023	Golden Gate National Recreation Area	Construct Multi-use Trail Connection from Golden Gate Bridge Vista Point to Fort Baker	CA	CA01, CA02, CA08, CA12	\$2,300	Category 3



Year	Park Name	Project Title	State	Park Cong. District(s)	Funding Estimate (\$000) <sup>1</sup>	Funding
2023	Golden Gate National Recreation Area	Alexander Avenue One-Way Conversion	CA	CA01, CA02, CA08, CA12	\$819	Category 1
2023	Grand Canyon National Park	Complete Major Rehab of Five Park's 2008 Transit Compressed Natural Gas Buses	AZ	AZ01, AZ02	\$1,870	Category 3
2023	Grand Canyon National Park	Grand Canyon Shuttle Modernization	AZ	AZ01, AZ02	\$988	Category 3
2023	Grand Canyon National Park	Implement an Intelligent Traffic Management System	AZ	AZ01, AZ02	\$779	Category 3
2023	Grand Canyon National Park	Construct Four Bus Stops Along Hermit Road	AZ	AZ01, AZ02	\$731	Category 3
2023	Grand Canyon National Park	Develop Transportation System Modeling to Support Visitor Use Management Strategies	AZ	AZ01, AZ02	\$189	Category 3
2023	Grand Teton National Park	Construct fifth phase of park pathway system	WY	WYAL	\$220	Category 3
2023	Great Basin National Park	Pavement Preservation	NV	NV04	\$1,250	Category 1
2023	Great Smoky Mountains National Park	Replace Wiley Oakley Crossover Bridge	NC, TN	NC11, TN01	\$12,000	Category 1
2023	Gulf Islands National Seashore	Construct Davis Bayou - Park Road Multi-use Trail	FL, MS	FL01, MS04	\$2,000	Category 3
2023	Gulf Islands National Seashore	Construct Davis Bayou - Park Road Multi-use Trail	FL, MS	FL01, MS04	\$1,500	Category 1
2023	Harpers Ferry National Historical Park	Rehabilitate Byron Bridge	MD, VA, WV	MD06, VA10, WV02	\$1,400	Category 3
2023	Harpers Ferry National Historical Park	Repair 4 Harpers Ferry Bridges	MD, VA, WV	MD06, VA10, WV02	\$619	Category 3
2023	Homestead National Monument of America	Spur Trail	NE	NE01	\$200	Category 3
2023	Indiana Dunes National Lakeshore	Construct Marquette Trail	IN	IN01, IN02	\$1,400	Category 3

Year	Park Name	Project Title	State	Park Cong. District(s)	Funding Estimate (\$000) <sup>1</sup>	Funding
2023	Indiana Dunes National Lakeshore	Construct Douglas Center Ped Bridge	IN	IN01, IN02	\$900	Category 3
2023	Indiana Dunes National Lakeshore	Plan and Implement Emerging Mobility projects	IN	IN01, IN02	\$312	Category 3
2023	Indiana Dunes National Lakeshore	Implement Intelligent Transportation System (ITS)	IN	IN01, IN02	\$150	Category 3
2023	Kalaupapa National Historical Park	Pavement Preservation	HI	HI02	\$1,200	Category 1
2023	Kennesaw Mountain National Battlefield Park	Redesign Kennesaw Mountain Road	GA	GA11	\$450	Category 3
2023	Klondike Gold Rush National Historical Park	Construct Chilkoot Trailhead/Overnight, Parking Area	AK	AKAL	\$630	Category 3
2023	Lowell National Historical Park	ATS - Rehabilitate Trolley System - Fabricate and Install Poles	MA	MA05, MA07, MA08	\$850	Category 3
2023	Lowell National Historical Park	Repair Trolley Track - Suffolk to Wye	MA	MA05, MA07, MA08	\$800	Category 3
2023	Lowell National Historical Park	Create Upper Pawtucket Canal Walkway	MA	MA05, MA07, MA08	\$535	Category 3
2023	Minute Man National Historical Park	Battle Road Trail Boardwalk Repairs	MA	MA03, MA05	\$1,200	Category 3
2023	Minute Man National Historical Park	Build, Rehabilitate, Improve Battle Road Trail Connectors	MA	MA03, MA05	\$150	Category 3
2023	Minuteman Missile National Historic Site	Rehabilitate or Reconstruct Access Road	SD	SDAL	\$295	Category 1
2023	Mississippi National River & Recreation Area	Construct Mississippi Regional Trail - Wakota Trailhead - South St Paul	MN	MN04	\$250	Category 3
2023	Mississippi National River & Recreation Area	Construct Mississippi Regional Trail, Rosemount East	MN	MN04	\$42	Category 3
2023	Mississippi National River & Recreation Area	Implement Cycle/Kayak Share	MN	MN04	\$17	Category 3

Year	Park Name	Project Title	State	Park Cong. District(s)	Funding Estimate (\$000) <sup>1</sup>	Funding
2023	Missouri National Wild and Scenic Rivers	Myron Grove Access Road Preventive Maintenance	SD	SDAL	\$155	Category 1
2023	Mount Rainier National Park	Rehabilitate Highway 123	WA	WA03, WA08	\$5,220	Category 1
2023	Muir Woods National Monument	Construct Access Improvements at Muir Woods	CA	CA02, CA06	\$2,501	Category 3
2023	Natchez Trace Parkway	Construct Multi Use Trail Sections 3P19 and 3P20	MS	MS02, MS03	\$3,634	Category 3
2023	Natchez Trace Parkway	Replace John Coffee Memorial Bridge	AL	AL04, AL05	\$950	Category 1
2023	Natchez Trace Parkway	Repair Multiple Bridges	AL, MS	AL04, AL05, MS01	\$660	Category 1
2023	National Mall and Memorial Parks	Rehabilitate 3 Streets	DC	DCAL	\$3,014	Category 1
2023	National Mall and Memorial Parks	Rehabilitate Maine Avenue and Madison Drive	DC	DCAL	\$1,000	Category 1
2023	National Mall and Memorial Parks	Rehabilitate Inlet Bridge	DC	DCAL	\$197	Category 1
2023	National Mall and Memorial Parks	Execution of the Multimodal Strategic Implementation (MSI) Plan	DC	DCAL	\$25	Category 3
2023	New River Gorge National River	Repair Cunard Road	WV	WV01, WV03	\$3,000	Category 1
2023	New River Gorge National River	Conduct Critical Repairs and Improvements to Rend Trail Bridges	WV	WV01, WV03	\$1,250	Category 3
2023	New River Gorge National River	Repair Glade Creek Road	WV	WV01, WV03	\$115	Category 1
2023	North Atlantic - Appalachian Region	Region Wide Pavement and Bridge Preservation Program	DC, MD, VA, WV	DC, MD, VA, WV	\$2,000	Category 1
2023	Olympic National Park	Rehabilitate Route 103, Sol Duc Valley Road	WA	WA06	\$11,000	Category 1
2023	Olympic National Park	Repair Mora Road	WA	WA06	\$3,900	Category 1

Year	Park Name	Project Title	State	Park Cong. District(s)	Funding Estimate (\$000) <sup>1</sup>	Funding
2023	Pinnacles National Park	Pavement Preservation	CA	CA17, CA20	\$800	Category 1
2023	Pinnacles National Park	Construct New Shuttle Stop and Shuttle Staging Area	CA	CA17, CA20	\$250	Category 3
2023	Pinnacles National Park	Formalize and Reconfigure Existing Shuttle Bus Stops at Bear Gulch and Old Pinn Parking Areas	CA	CA17, CA20	\$85	Category 3
2023	Port Chicago Naval Magazine National Memorial	Provide Visitors with Universally Accessible Transportation to Port Chicago NM	CA	CA07, CA10	\$175	Category 3
2023	Redwood National Park	Replace Drop Inlet Culvert Alder Camp Road	CA	CA01, CA02	\$722	Category 1
2023	Rock Creek Park	Reconstruct Two Roads	DC	DCAL	\$4,200	Category 1
2023	Rock Creek Park	Rehabilitate Bridge	DC	DCAL	\$2,167	Category 1
2023	Rock Creek Park	Preventive Maintenance for Many Bridges	DC	DCAL	\$2,050	Category 1
2023	Rocky Mountain National Park	Conduct Traffic Congestion Management Analysis	CO	CO02, CO04	\$249	Category 3
2023	Sequoia National Park	Rehabilitate Mineral King Road	CA	CA21, CA23	\$5,997	Category 1
2023	Sequoia National Park	Develop and Evaluate Alternatives for Visitor Access and Mobility to Sequoia and Kings Canyon National Parks	CA	CA21, CA23	\$383	Category 3
2023	Sequoia National Park	Improve Wayfinding to Giant Forest and Grant Grove	CA	CA21, CA23	\$200	Category 3
2023	Sitka National Historical Park	Improvements Visitor Center Parking Lot	AK	AKAL	\$178	Category 1
2023	Sleeping Bear Dunes National Lakeshore	Construct Dune Climb Turn Lanes	MI	MI01, MI02	\$900	Category 1
2023	South Atlantic - Gulf & Mississippi Basin Regions	Pavement Preservation Projects for Small Parks	AL, FL, GA, KY, LA, MS, NC, SC, TN	AL, FL, GA, KY, LA, MS, NC, SC, TN	\$4,720	Category 1
2023	Theodore Roosevelt National Park	Repave Route 11 Loop Road Phase 1	ND	NDAL	\$255	Category 1

Year	Park Name	Project Title	State	Park Cong. District(s)	Funding Estimate (\$000) <sup>1</sup>	Funding
2023	Wilson's Creek National Battlefield	Construct Roundabout	MO	MO07	\$75	Category 1
2023	Wrangell - St Elias National Park	Extend HQ Visitor Center Interp Trail by Adding a Bike Trail with Bike Parking Area	AK	AKAL	\$1,000	Category 3
2023	Wrangell - St Elias National Park	Study: Transportation Trail Connection from Shuttle Stop to Kennecott National Historic Landmark	AK	AKAL	\$151	Category 3
2023	Yosemite National Park	Construct Valley-wide continuous flow intersections	CA	CA04	\$6,100	Category 1
2023	Yosemite National Park	Replace and Upgrade Shuttle Stop Signage in Yosemite Valley	CA	CA04	\$843	Category 3
2023	Yosemite National Park	Address Deficiencies at Seven Yosemite Valley Shuttle Stops	CA	CA04	\$285	Category 3
2023	Yosemite National Park	Improve the Existing Multi-Use Path System in Yosemite Valley	CA	CA04	\$158	Category 3
2023	Yosemite National Park	Assess Tour Bus and Transit Operations and Infrastructure for Potential Improvement	CA	CA04	\$125	Category 3
2023	Zion National Park	Realign Entrance and Visitor Center Access Road	UT	UT02	\$5,525	Category 1
2023	Zion National Park	Construct Bus Charging Station	UT	UT02	\$3,300	Category 1
2023	Servicewide	Engineering and Construction Management	Multiple	Multiple	\$58,063	
	<b>Total</b>				<b>\$268,115</b>	

<sup>1</sup> Execution of the Federal Lands Transportation Program is dynamic; projects may shift between fiscal years as funding and scope allow.

**National Park Service  
FY 2024 Federal Lands Transportation Program Plan**

<b>Budget Authority/Activity</b>	<b>Amount (\$000s)</b>
<b>FY 2024 Authorized</b>	<b>\$346,237</b>
Legislative Obligation Ceiling	-\$38,432
<b>Available for Programming</b>	<b>\$307,805</b>
Federal Lands Planning Program (FLPP)*	-\$24,624
Administration	-\$9,234
<b>Funds Available for Projects</b>	<b>\$273,946</b>

\* National Park Service (NPS) activities under the FLPP include: long-range transportation plans (LRTPs); performance management activities—including the development, implementation, and maintenance of safety, bridge, pavement, and congestion management program related to LRTP; road and bridge inventory; development of unit-level transportation planning projects; and support of transportation planning projects and transportation components of unit and multi-unit management and facility investment plans

<b>Year</b>	<b>Park Name</b>	<b>Project Title</b>	<b>State</b>	<b>Park Cong. District(s)</b>	<b>Funding Estimate (\$000)<sup>1</sup></b>	<b>Funding</b>
2024	Acadia National Park	Pavement Treatment Park Loop Road	ME	ME01, ME02	\$6,192	Category 1
2024	Acadia National Park	Enhance Island Explorer Bus System	ME	ME01, ME02	\$1,115	Category 3

Year	Park Name	Project Title	State	Park Cong. District(s)	Funding Estimate (\$000) <sup>1</sup>	Funding
2024	Alibates Flint Quarries National Monument, Amistad National Recreation Area, Big Thicket National Preserve, Chamizal National Memorial, Fort Davis National Historic Site, Guadalupe Mountains National Park, Lake Meredith National Recreation Area, Lyndon B Johnson National Historical Park, Palo Alto National Battlefield National Historic Park, Padre Island National Seashore, San Antonio Missions National Historic Park, Aztec Ruins National Monument, Carlsbad Caverns National Park, Chaco Culture National Historic Park, El Malpais National Monument, El Morro National Monument, Fort Union National Monument, Gila Cliff Dwellings National Monument, Old Santa Fe Trail Building, Pecos National Historic Park, Petroglyph National Monument, Salinas Pueblo Missions National Monument, White Sands National Park	Pavement Preservation 24 Parks	NM, TX	NM01, NM02, NM03, TX02, TX08, TX11, TX13, TX16, TX20, TX21, TX23, TX27, TX28, TX34, TX35, TX36	\$6,800	Category 1
2024	Apostle Islands National Lakeshore	Repair/Rehabilitate Outer Island Dock	WI	WI07	\$1,798	Category 3
2024	Arches National Park	Improve Entrance Road	UT	UT02, UT03	\$1,676	Category 1

Year	Park Name	Project Title	State	Park Cong. District(s)	Funding Estimate (\$000) <sup>1</sup>	Funding
2024	Arkansas Post National Memorial	Replace Failing Culvert & Pavement	AR	AR01	\$84	Category 1
2024	Assateague Island National Seashore	Pavement Preservation Bayberry Road	MD, VA	MD01, VA02	\$2,000	Category 1
2024	Assateague Island National Seashore	Rehabilitation of Assateague Channel and Sheepshead Roads	MD, VA	MD01, VA02	\$404	Category 1
2024	Baltimore-Washington Parkway	Rehabilitate Bridge and Access Ramp	MD	MD04	\$2,900	Category 1
2024	Bandelier National Monument, Bryce Canyon National Park, Dinosaur National Monument, Grand Canyon National Park, Glacier National Park, Rocky Mountain National Park, Zion National Park	Annual Required Transit System O&M costs per Financial Proforma analysis	AZ, CO, MT, NM, UT	AZ01, AZ02, CO02, CO03, CO04, MTAL, NM03, UT02	\$400	Category 3
2024	Blue Ridge Parkway	Repair/Repave Mainline Road Section 1K	VA	VA05, VA06	\$2,000	Category 1
2024	Blue Ridge Parkway	Park Wide Pavement Preservation Projects	NC, VA	NC05, NC10, NC11, VA05, VA10, VA11	\$1,905	Category 1
2024	Blue Ridge Parkway	Rehabilitate US Route 19 Bridge	NC	NC11	\$1,000	Category 1
2024	Blue Ridge Parkway	Paint and Repair, I-77 Bridge	VA	VA09	\$650	Category 1
2024	Blue Ridge Parkway	Bridge Preventive Maintenance Projects	NC, VA	NC05, NC10, NC11, VA05, VA10, VA11	\$400	Category 1



Year	Park Name	Project Title	State	Park Cong. District(s)	Funding Estimate (\$000) <sup>1</sup>	Funding
2024	Buffalo National River	Resurface Steel Creek Road	AR	AR01, AR03	\$2,000	Category 1
2024	Buffalo National River	Repair Roads Buffalo NR	AR	AR01, AR03	\$770	Category 1
2024	Cape Cod National Seashore	Design and Construct Cable Road Multi-use Path	MA	MA09	\$1,361	Category 3
2024	Capitol Reef National Park	Rehabilitate Road	UT	UT02, UT03	\$6,252	Category 1
2024	Charles Young Buffalo Soldiers National Monument	Replace Visitor Center Parking Lot	OH	OH03	\$20	Category 1
2024	Chesapeake & Ohio Canal National Historical Park	Fletcher's Boathouse Entrance	DC, MD	DCAL, MD06, MD08	\$2,382	Category 1
2024	Chesapeake & Ohio Canal National Historical Park	Resurfacing Towpath Program	DC, MD	DCAL, MD06, MD08	\$770	Category 3
2024	Chesapeake & Ohio Canal National Historical Park	Repair or Replace 8 Pedestrian Bridges	DC, MD	DCAL, MD06, MD08	\$567	Category 3
2024	Chesapeake & Ohio Canal National Historical Park	Rehabilitate 3 Tunnels	DC, MD	DCAL, MD06, MD08	\$450	Category 1
2024	Craters of The Moon National Monument	Pavement Preservation	ID	ID02	\$400	Category 1
2024	Cuyahoga Valley National Park	Construct Parking Lots New Primary Visitor Center	OH	OH10, OH13, OH14	\$300	Category 1
2024	Cuyahoga Valley National Park	Repave Station Road, Parking Lot and Improve Drainage	OH	OH10, OH13, OH14	\$50	Category 1
2024	De Soto National Memorial	Rehabilitate Route 0900	FL	FL13	\$670	Category 1

Year	Park Name	Project Title	State	Park Cong. District(s)	Funding Estimate (\$000) <sup>1</sup>	Funding
2024	Delaware Water Gap National Recreation Area	Repair Dingmans Falls Access Bridge	NJ, PA	NJ05, PA10, PA11, PA15	\$3,010	Category 1
2024	Denali National Park	Construct Nenana River Trail	AK	AKAL	\$2,320	Category 3
2024	Denali National Park	Resurface Access Roads and Parking Lots	AK	AKAL	\$750	Category 1
2024	Denali National Park	Reconstruct Park Road	AK	AKAL	\$550	Category 1
2024	Denali National Park	Rehabilitate Eight Park Road Bridges	AK	AKAL	\$500	Category 1
2024	Denali National Park	Sheetpile Toklat River	AK	AKAL	\$430	Category 1
2024	Denali National Park	Re-Stripe All Parking Lots	AK	AKAL	\$200	Category 1
2024	Denali National Park	Park Road Work	AK	AKAL	\$200	Category 1
2024	Effigy Mounds National Monument	Parking Lot Rehabilitation	IA	IA01, IA04	\$900	Category 1
2024	Fire Island National Seashore	Reconstruct West Entrance Road	NY	NY01, NY02	\$105	Category 1
2024	Fredericksburg & Spotsylvania National Military Park	Rehabilitate 3 bridges	VA	VA01, VA07	\$850	Category 1
2024	Gateway National Recreation Area	Rehabilitate Route 0664	NJ, NY	NJ06, NJ11, NJ13, NY06, NY09, NY11, NY13	\$850	Category 1
2024	Gateway National Recreation Area	Design and Construct Connector for Sandy Hook Multi Use Path	NJ, NY	NJ06, NJ11, NJ13, NY06, NY09, NY11, NY13	\$250	Category 3

Year	Park Name	Project Title	State	Park Cong. District(s)	Funding Estimate (\$000) <sup>1</sup>	Funding
2024	Glacier Bay National Park	Barlett Cove Dock Improvements	AK	AKAL	\$251	Category 3
2024	Glacier National Park	Replace Sprinter Buses in the Park's Transit System	MT	MTAL	\$327	Category 3
2024	Golden Gate National Recreation Area	Construct and Install Improvements to West Bluff Trail/Arrival Area	CA	CA01, CA02, CA08, CA12	\$1,525	Category 3
2024	Golden Gate National Recreation Area	Construct Non-motorized Circulation and Safety Improvements at MacArthur Ave, Upper Fort Mason	CA	CA01, CA02, CA08, CA12	\$1,459	Category 3
2024	Golden Gate National Recreation Area	Construct San Francisco Bay Trail Along Mason Street at Crissy Field	CA	CA01, CA02, CA08, CA12	\$100	Category 3
2024	Grand Canyon National Park	Grand Canyon Shuttle Modernization	AZ	AZ01, AZ02	\$4,370	Category 3
2024	Grand Canyon National Park	Complete Major Rehab of Park's 2011 Compressed Natural Gas Buses	AZ	AZ01, AZ02	\$1,012	Category 3
2024	Grand Canyon National Park	Develop Transportation System Modeling to Support Visitor Use Management Strategies	AZ	AZ01, AZ02	\$281	Category 3
2024	Grand Canyon National Park	Construct Four Bus Stops Along Hermit Road	AZ	AZ01, AZ02	\$48	Category 3
2024	Great Smoky Mountains National Park	Great Smoky Mountains National Park Route 8D	NC, TN	NC11, TN01	\$8,000	Category 1
2024	Great Smoky Mountains National Park	Pavement Preservation of Newfound Gap Road	NC, TN	NC11, TN01	\$3,350	Category 1
2024	Great Smoky Mountains National Park	Rehabilitation of Greenbrier Entrance Road	NC, TN	NC11, TN01	\$2,700	Category 1
2024	Great Smoky Mountains National Park	Pavement Preservation on Gatlinburg Bypass Road	NC, TN	NC11, TN01	\$2,400	Category 1
2024	Great Smoky Mountains National Park	Construct Gatlinburg Trail	NC, TN	NC11, TN01	\$1,000	Category 3

Year	Park Name	Project Title	State	Park Cong. District(s)	Funding Estimate (\$000) <sup>1</sup>	Funding
2024	Great Smoky Mountains National Park	Replace Park Bridge	NC, TN	NC11, TN01	\$270	Category 1
2024	Homestead National Monument of America	Spur Trail	NE	NE01	\$50	Category 3
2024	Horseshoe Bend National Military Park	Replace and Repair Tour Road Components	AL	AL03	\$2,000	Category 1
2024	Hot Springs National Park	Repave North Mountain Loop Road	AR	AR04	\$135	Category 1
2024	Indiana Dunes National Lakeshore	Construct Marquette Trail	IN	IN01, IN02	\$1,525	Category 3
2024	Indiana Dunes National Lakeshore	Implement Intelligent Transportation System (ITS)	IN	IN01, IN02	\$72	Category 3
2024	Indiana Dunes National Lakeshore	Plan and Implement Emerging Mobility projects	IN	IN01, IN02	\$25	Category 3
2024	Johnstown Flood National Memorial	Rehabilitate Multiple Routes	PA	PA12	\$1,090	Category 1
2024	Joshua Tree National Park	Design and Construct Multi-Use Path System for Increased Access	CA	CA08, CA41, CA45	\$125	Category 3
2024	Kenai Fjords National Park	Visitor Center Parking Lot	AK	AKAL	\$203	Category 1
2024	Kenai Fjords National Park	Install Intelligent Transportation System at Intersection of Seward Highway and Exit Glacier Road	AK	AKAL	\$66	Category 3
2024	Kennesaw Mountain National Battlefield Park	Redesign Kennesaw Mountain Road	GA	GA11	\$450	Category 3
2024	Lake Mead National Recreation Area	Realign Willow Beach Access Road	NV	NV03	\$24,783	Category 1
2024	Little Bighorn Battlefield National Monument	Rehabilitate Route 10	MT	MTAL	\$10,500	Category 1
2024	Little Bighorn Battlefield National Monument, Grand Teton National Park, Petrified Forest National Park	Bridge Preservation 3 Parks	AZ, MT, WY	AZ01, MTAL, WYAL	\$2,000	Category 1

Year	Park Name	Project Title	State	Park Cong. District(s)	Funding Estimate (\$000) <sup>1</sup>	Funding
2024	Lowell National Historical Park	Replace Track Platforms and Track Ties at 4 Park Track Platforms	MA	MA05, MA07, MA08	\$1,650	Category 3
2024	Lowell National Historical Park	Reconstruct Bridge Street and Mass Mills Trolley Crossing	MA	MA05, MA07, MA08	\$132	Category 3
2024	Lowell National Historical Park	ATS - Replace Accessible Wheelchair Lifts on 3 Park Trolleys	MA	MA05, MA07, MA08	\$127	Category 3
2024	Mammoth Cave National Park	Improve the Frozen Niagara Intersection	KY	KY02	\$1,600	Category 1
2024	Minute Man National Historical Park	Build, Rehabilitate, Improve Battle Road Trail Connectors	MA	MA03, MA05	\$805	Category 3
2024	Mississippi National River & Recreation Area	Mississippi River Regional Trail - Rosemount Trail Segment & Wakota Trailhead in South Saint Paul	MN	MN04	\$250	Category 3
2024	Mississippi National River & Recreation Area	Implement Cycle/Kayak Share	MN	MN04	\$25	Category 3
2024	Mount Rainier National Park	Replace Fryingpan Creek Bridge	WA	WA03, WA08	\$4,500	Category 1
2024	Mount Rainier National Park	Pavement Preservation	WA	WA03, WA08	\$1,850	Category 1
2024	Mount Rainier National Park	Develop Transportation Demand Management Strategies to Address Parking and Traffic Congestion	WA	WA03, WA08	\$312	Category 3
2024	Natchez Trace Parkway	Install Suicide Deterrent Barrier for TN Route 96 Bridge	TN	TN07	\$4,800	Category 1
2024	Natchez Trace Parkway	Construct Multi Use Trail Sections 3P19 and 3P20	MS	MS02, MS03	\$3,668	Category 3
2024	Natchez Trace Parkway	Rehabilitation of Multi-Use Trail Phase 1	MS	MS03	\$1,200	Category 3
2024	Natchez Trace Parkway	Repair Multiple Bridges	TN	TN05, TN07	\$500	Category 1
2024	National Capital Parks-East	Plan, Design and Implement Suitland Parkway Trail	DC, MD	DCAL, MD04	\$1,400	Category 3

Year	Park Name	Project Title	State	Park Cong. District(s)	Funding Estimate (\$000) <sup>1</sup>	Funding
2024	National Mall and Memorial Parks	Rehabilitate Lincoln Circle	DC	DCAL	\$2,270	Category 1
2024	New River Gorge National River	Conduct Critical Repairs and Improvements to Rend Trail Bridges	WV	WV01, WV03	\$1,500	Category 3
2024	New River Gorge National River	Repair Glade Creek Road	WV	WV01, WV03	\$525	Category 1
2024	North Atlantic - Appalachian Region	Region Wide Pavement and Bridge Preservation Program	DC, MD, VA, WV	DC, MD, VA, WV	\$2,000	Category 1
2024	North Cascades National Park	Replace Four Buses for Stehekin Shuttle System, Tours and Transit	WA	WA01, WA02, WA08	\$800	Category 3
2024	North Cascades National Park	Pavement Preservation	WA	WA01, WA02, WA08	\$500	Category 1
2024	Oregon Caves National Monument	Pavement Preservation	OR	OR04	\$250	Category 1
2024	Pea Ridge National Military Park	Construct Leetown Battlefield Trail	AR	AR03	\$25	Category 3
2024	Pictured Rocks National Lakeshore	Replace Bridge	MI	MI01	\$900	Category 1
2024	Pictured Rocks National Lakeshore	Miners Beach Parking Lot Rehabilitation	MI	MI01	\$175	Category 1
2024	Pinnacles National Park	Construct New Shuttle Stop and Shuttle Staging Area	CA	CA17, CA20	\$1,944	Category 3
2024	Pinnacles National Park	Formalize and Reconfigure Existing Shuttle Bus Stops at Bear Gulch and Old Pinn Parking Areas	CA	CA17, CA20	\$550	Category 3
2024	River Raisin	Reconstruct Battlefield Parking Lot	MI	MI07	\$400	Category 1
2024	Rock Creek Park	Rehabilitate Rock Creek and Potomac Parkway	DC	DCAL	\$3,100	Category 1
2024	Rock Creek Park	Implementation Military Road Trail Feasibility Study	DC	DCAL	\$2,000	Category 3
2024	Rock Creek Park	Rehabilitate L Street Bridge	DC	DCAL	\$1,050	Category 1
2024	Rock Creek Park	Reconstruct Grant Road Culvert	DC	DCAL	\$800	Category 1

Year	Park Name	Project Title	State	Park Cong. District(s)	Funding Estimate (\$000) <sup>1</sup>	Funding
2024	Sequoia National Park	Rehabilitate Lewis Creek Bridge	CA	CA21, CA23	\$4,094	Category 1
2024	Sequoia National Park	Evaluate Congestion, Circulation and Transportation Demand Management Strategies	CA	CA21, CA23	\$755	Category 3
2024	Sleeping Bear Dunes National Lakeshore	Replace Covered Bridge	MI	MI01, MI02	\$226	Category 1
2024	South Atlantic - Gulf & Mississippi Basin Regions	Pavement Preservation Projects for Small Parks	AL, FL, GA, KY, LA, MS, NC, SC, TN	AL, FL, GA, KY, LA, MS, NC, SC, TN	\$3,300	Category 1
2024	Theodore Roosevelt National Park	Repave Route 11 Loop Road Phase 1	ND	NDAL	\$500	Category 1
2024	Valley Forge National Historical Park	Construct North Gulph Trail Link to Neighboring Community	PA	PA06, PA07, PA13	\$132	Category 3
2024	Vicksburg National Military Park	Repair Confederate Ave. Route 0012	LA, MS	LA05, MS02	\$150	Category 1
2024	Yellowstone National Park	Road Reconstruction, Norris to Golden Gate	ID, MT, WY	ID02, MTAL, WYAL	\$23,107	Category 1
2024	Yosemite National Park	Stabilize Wawona Road Embankments (4 higher priority sites)	CA	CA04	\$5,000	Category 1
2024	Yosemite National Park	Address Deficiencies at Seven Yosemite Valley Shuttle Stops	CA	CA04	\$960	Category 3
2024	Yosemite National Park	Prepare a Plan for a Mode-shift Facility with Shuttle Bus Stop in El Portal	CA	CA04	\$290	Category 3
2024	Yosemite National Park	Improve the Existing Multi-Use Path System in Yosemite Valley	CA	CA04	\$258	Category 3
2024	Zion National Park	Zion National Park Pa'Rus Trail Extension	UT	UT02	\$303	Category 3
2024	Servicewide	Engineering and Construction Management	Multiple	Multiple	\$66,915	
	<b>Total</b>				<b>\$273,946</b>	

<sup>1</sup> Execution of the Federal Lands Transportation Program is dynamic; projects may shift between fiscal years as funding and scope allow.

**National Park Service  
FY 2025 Federal Lands Transportation Program Plan**

<b>Budget Authority/Activity</b>	<b>Amount (\$000s)</b>
<b>FY 2025 Authorized</b>	<b>\$353,607</b>
Legislative Obligation Ceiling	-\$39,250
<b>Available for Programming</b>	<b>\$314,357</b>
Federal Lands Planning Program (FLPP)*	-\$25,149
Administration	-\$9,431
<b>Funds Available for Projects</b>	<b>\$279,777</b>

\* National Park Service (NPS) activities under the FLPP include: long-range transportation plans (LRTPs); performance management activities—including the development, implementation, and maintenance of safety, bridge, pavement, and congestion management program related to LRTP; road and bridge inventory; development of unit-level transportation planning projects; and support of transportation planning projects and transportation components of unit and multi-unit management and facility investment plans

<b>Year</b>	<b>Park Name</b>	<b>Project Title</b>	<b>State</b>	<b>Park Cong. District(s)</b>	<b>Funding Estimate (\$000)<sup>1</sup></b>	<b>Funding</b>
2025	Acadia National Park	Bridge Rehabilitation - 11 bridges	ME	ME01, ME02	\$6,800	Category 1
2025	Acadia National Park	Pavement Treatment Park Loop Road	ME	ME01, ME02	\$908	Category 1
2025	Acadia National Park	Enhance Island Explorer Bus System	ME	ME01, ME02	\$600	Category 3
2025	Apostle Islands National Lakeshore	Repair/Rehabilitate Outer Island Dock	WI	WI07	\$103	Category 3
2025	Badlands National Park	Loop Road Reconstruction Phase II	SD	SDAL	\$400	Category 1



Year	Park Name	Project Title	State	Park Cong. District(s)	Funding Estimate (\$000) <sup>1</sup>	Funding
2025	Bandelier National Monument, Bryce Canyon National Park, Dinosaur National Monument, Grand Canyon National Park, Glacier National Park, Rocky Mountain National Park, Zion National Park	Annual Required Transit System O&M costs per Financial Proforma analysis	AZ, CO, MT, NM, UT	AZ01, AZ02, CO02, CO03, CO04, MTAL, NM03, UT02	\$400	Category 3
2025	Blue Ridge Parkway	Park Wide Pavement Preservation Projects	NC, VA	NC05, NC10, NC11, VA05, VA10, VA11	\$4,112	Category 1
2025	Blue Ridge Parkway	Multiple Slope Stabilization Projects	NC	NC05, NC11	\$3,000	Category 1
2025	Blue Ridge Parkway	Bridge Preventive Maintenance Projects	NC, VA	NC05, NC10, NC11, VA05, VA10, VA11	\$500	Category 1
2025	Cape Cod National Seashore	Replace Nauset Light Beach Parking with Beach Shuttle for coastal resiliency	MA	MA09	\$936	Category 3
2025	Cape Hatteras National Seashore	Construct Multi-Use Path Adjacent to Lighthouse Road on Bodie Island	NC	NC03	\$2,500	Category 3
2025	Chesapeake & Ohio Canal National Historical Park	Resurfacing Towpath Program	DC, MD	DCAL, MD06, MD08	\$900	Category 3
2025	Chickamauga & Chattanooga National Military Park	Rehabilitate Alexander Bridge Road And Route 0013A	GA, TN	GA14, TN14	\$5,181	Category 1

Year	Park Name	Project Title	State	Park Cong. District(s)	Funding Estimate (\$000) <sup>1</sup>	Funding
2025	Cumberland Gap National Historical Park	Repair Little Yellow Creek Bridge #1	KY, TN, VA	KY05, TN02, VA09	\$120	Category 1
2025	Cumberland Gap National Historical Park	Repair the Sugar Run Road Bridge	KY, TN, VA	KY05, TN02, VA09	\$55	Category 1
2025	Cumberland Gap National Historical Park	Repair Little Yellow Creek Culvert #2	KY, TN, VA	KY05, TN02, VA09	\$26	Category 1
2025	Cumberland Gap National Historical Park	Repair Little Yellow Creek Culvert #1	KY, TN, VA	KY05, TN02, VA09	\$23	Category 1
2025	Cumberland Gap National Historical Park	Repair Little Yellow Creek Culvert #3	KY, TN, VA	KY05, TN02, VA09	\$20	Category 1
2025	Cuyahoga Valley National Park	Repave Station Road, Parking Lot and Improve Drainage	OH	OH10, OH13, OH14	\$500	Category 1
2025	Death Valley National Park	Pavement Preservation	CA	CA08	\$1,250	Category 1
2025	Death Valley National Park	Construct Extension of Furnace Creek Accessible Trail	CA	CA08	\$975	Category 3
2025	Delaware Water Gap National Recreation Area	Rehabilitate Part of Old Mine Road South	NJ, PA	NJ05, PA10, PA11, PA15	\$4,712	Category 1
2025	Delaware Water Gap National Recreation Area	Rehabilitate NPS Route 615	NJ, PA	NJ05, PA10, PA11, PA15	\$1,510	Category 1
2025	Delaware Water Gap National Recreation Area	Rehabilitate 5 bridges	NJ, PA	NJ05, PA10, PA11, PA15	\$1,421	Category 1

Year	Park Name	Project Title	State	Park Cong. District(s)	Funding Estimate (\$000) <sup>1</sup>	Funding
2025	Denali National Park	Park Road Work	AK	AKAL	\$1,000	Category 1
2025	Denali National Park	Toklat River Causeway	AK	AKAL	\$968	Category 1
2025	Denali National Park	Reconstruct Park Road	AK	AKAL	\$650	Category 1
2025	Devils Tower National Monument, Fossil Butte National Monument, Bighorn Canyon National Recreation Area, Checkasaw National Recreation Area, Grant-Kohrs Ranch National Historic Site, Little Bighorn Battlefield National Monument, Washita Battlefield National Historic Site.	Pavement Preservation 7 Parks	OK, MT, WY	OK04, MTAL, WYAL	\$7,800	Category 1
2025	Fort Washington Park	Rehabilitate Fort Washington Roads and Parking	MD	MD05	\$1,050	Category 1
2025	Gateway National Recreation Area	Design and Construct Connector for Sandy Hook Multi Use Path	NJ, NY	NJ06, NJ11, NJ13, NY06, NY09, NY11, NY13	\$1,464	Category 3
2025	George Washington Memorial Parkway	Mount Vernon Trail North Section Rehab (Smartscale Match)	VA	VA08	\$3,600	Category 3
2025	George Washington Memorial Parkway	Rehabilitate 3 Bridges	MD	MD08	\$2,400	Category 1
2025	George Washington Memorial Parkway	Rehabilitate Bridge and Rosslyn Circle Ramp	VA	VA08	\$1,950	Category 1
2025	George Washington Memorial Parkway	Rehabilitate Boundary Channel Bridge	DC	DCAL	\$1,800	Category 1
2025	Glacier Bay National Park	Community Bicycle Transit Fleet	AK	AKAL	\$200	Category 3
2025	Glacier National Park	Rehabilitate the Many Glacier Road	MT	MTAL	\$5,002	Category 1

Year	Park Name	Project Title	State	Park Cong. District(s)	Funding Estimate (\$000) <sup>1</sup>	Funding
2025	Glacier National Park	Replace Sprinter Buses in the Park's Transit System	MT	MTAL	\$376	Category 3
2025	Golden Gate National Recreation Area	Construct San Francisco Bay Trail Along Mason Street at Crissy Field	CA	CA01, CA02, CA08, CA12	\$2,346	Category 3
2025	Grand Canyon National Park	Grand Canyon Shuttle Modernization	AZ	AZ01, AZ02	\$1,925	Category 3
2025	Grand Canyon National Park	Procure Ten New Compressed Natural Gas Buses to Replace 20-year-old Buses	AZ	AZ01, AZ02	\$1,755	Category 3
2025	Great Smoky Mountains National Park	Implement Safety Improvements on Gatlinburg Spur Road	NC, TN	NC11, TN01	\$10,000	Category 1
2025	Great Smoky Mountains National Park	Construct Oconaluftee - Cherokee Trail	NC, TN	NC11, TN01	\$1,250	Category 3
2025	Great Smoky Mountains National Park	Construct Gatlinburg Spur Greenway Trail	NC, TN	NC11, TN01	\$563	Category 3
2025	Indiana Dunes National Lakeshore	Construct Marquette Trail	IN	IN01, IN02	\$1,000	Category 3
2025	Jean Lafitte National Historical Park	Repair Deficiencies in Bayou Des Familles Road Bridge	LA	LA01, LA02, LA03	\$266	Category 1
2025	Joshua Tree National Park	Design and Construct Multi-Use Path System for Increased Access	CA	CA08, CA41, CA45	\$255	Category 3
2025	Kennesaw Mountain National Battlefield Park	Visitor Vehicle for Shuttle Service to Mountain Top	GA	GA11	\$100	Category 3
2025	Lava Beds National Monument	Rehabilitate Main Mark/Hill Rds, E-W Wildlife Overlooks	CA	CA01, CA02, CA04	\$7,000	Category 1
2025	Lowell National Historical Park	Repair Trolley Track and Poles - Wye to Car barn	MA	MA05, MA07, MA08	\$860	Category 3

Year	Park Name	Project Title	State	Park Cong. District(s)	Funding Estimate (\$000) <sup>1</sup>	Funding
2025	Lowell National Historical Park	Reconstruct Bridge Street and Mass Mills Trolley Crossing	MA	MA05, MA07, MA08	\$782	Category 3
2025	Lowell National Historical Park	Repair Various Park Trolley Bridges	MA	MA05, MA07, MA08	\$236	Category 3
2025	Mesa Verde National Park	Rehabilitate 3 Park Roads	CO	CO03	\$3,967	Category 1
2025	Mississippi National River & Recreation Area	Three Rivers Park District	MN	MN04	\$640	Category 3
2025	Mississippi National River & Recreation Area	Mississippi River Regional Trail - Rosemount Trail Segment & Wakota Trailhead in South Saint Paul	MN	MN04	\$490	Category 3
2025	Mississippi National River & Recreation Area	Implement Cycle/Kayak Share	MN	MN04	\$25	Category 3
2025	Moore's Creek National Battlefield	Resurface Road and Parking Areas, and Improve Drainage	NC	NC03, NC07	\$842	Category 1
2025	Mount Rainier National Park	Replace 4 Backbone Ridge Viaduct	WA	WA03, WA08	\$8,000	Category 1
2025	Natchez Trace Parkway	Overlay Park Road	MS	MS01	\$1,962	Category 1
2025	Natchez Trace Parkway	Overlay Park Road	MS	MS01	\$1,753	Category 1
2025	Natchez Trace Parkway	Rehabilitation of Multi-Use Trail Phase 2	MS	MS03	\$1,200	Category 3
2025	Natchez Trace Parkway	Rehabilitation of Multi-Use Trail Phase 3	MS	MS03	\$840	Category 3
2025	Natchez Trace Parkway	Repair Multiple Bridges	MS	MS01, MS02, MS03	\$500	Category 1
2025	National Mall and Memorial Parks	Region Wide Pavement and Bridge Preservation Program	DC	DC, MD, VA	\$2,000	Category 1
2025	National Mall and Memorial Parks	Execution of the Multimodal Strategic Implementation (MSI) Plan	DC	DCAL	\$340	Category 3
2025	New River Gorge National River	Conduct Critical Repairs and Improvements to Rend Trail Bridges	WV	WV01, WV03	\$1,750	Category 3
2025	Olympic National Park	Pavement Preservation	WA	WA06	\$1,500	Category 1

Year	Park Name	Project Title	State	Park Cong. District(s)	Funding Estimate (\$000) <sup>1</sup>	Funding
2025	Pea Ridge National Military Park	Elkhorn Hiking Trail, Federal Encampment Trail and Overlooks	AR	AR03	\$670	Category 3
2025	Pinnacles National Park	Construct New Shuttle Stop and Shuttle Staging Area	CA	CA17, CA20	\$900	Category 3
2025	Rock Creek Park	Rehabilitate 2 Roads	DC	DCAL	\$3,877	Category 1
2025	Rock Creek Park	Rehabilitate Ross Drive	DC	DCAL	\$2,200	Category 1
2025	Rocky Mountain National Park	Reconstruct Holzwarth Culvert	CO	CO02, CO04	\$1,351	Category 1
2025	Sequoia National Park	Rehabilitate Mineral King Road	CA	CA21, CA23	\$22,769	Category 1
2025	Sequoia National Park	Improve Wayfinding to Giant Forest and Grant Grove	CA	CA21, CA23	\$550	Category 3
2025	Sleeping Bear Dunes National Lakeshore	Construct Heritage Trail	MI	MI01, MI02	\$1,000	Category 3
2025	South Atlantic - Gulf & Mississippi Basin Regions	Pavement Preservation Projects for Small Parks	AL, FL, GA, KY, LA, MS, NC, SC, TN	AL, FL, GA, KY, LA, MS, NC, SC, TN	\$6,935	Category 1
2025	South Atlantic - Gulf & Mississippi Basin Regions	Bridge Preventive Maintenance Projects	AL, FL, GA, KY, LA, MS, NC, SC, TN	AL, FL, GA, KY, LA, MS, NC, SC, TN	\$500	Category 1
2025	Stones River National Battlefield	Construct Parking Lot at Tour Stop 5	TN	TN04, TN06	\$798	Category 1
2025	Theodore Roosevelt National Park	Repave Route 11 Loop Road Phase 1	ND	NDAL	\$5,100	Category 1
2025	Theodore Roosevelt National Park	Repave Route 11 Loop Road Phase 2	ND	NDAL	\$630	Category 1

Year	Park Name	Project Title	State	Park Cong. District(s)	Funding Estimate (\$000) <sup>1</sup>	Funding
2025	Valley Forge National Historical Park	Construct North Gulph Trail Link to Neighboring Community	PA	PA06, PA07, PA13	\$600	Category 3
2025	Vicksburg National Military Park	Repair Erosion Near Connecting Ave Rt 0010 and Mint Spring Bayou Erosion Bridge	LA, MS	LA05, MS02	\$487	Category 1
2025	Wrangell - St Elias National Park	Transportation Trail Connection from Shuttle Stop to Kennecott National Historic Landmark	AK	AKAL	\$2,494	Category 3
2025	Yellowstone National Park	Road Reconstruction, Norris to Golden Gate	ID, MT, WY	ID02, MTAL, WYAL	\$31,400	Category 1
2025	Yellowstone National Park	Exploring Alternative Transportation System Potential in Targeted Areas	ID, MT, WY	ID02, MTAL, WYAL	\$2,431	Category 3
2025	Yellowstone National Park	Park Wide Bridge Preservation	ID, MT, WY	WYAL	\$1,600	Category 1
2025	Yosemite National Park	Improve the Existing Multi-Use Path System in Yosemite Valley	CA	CA04	\$4,060	Category 3
2025	Yosemite National Park	Pavement Preservation	CA	CA04	\$1,750	Category 1
2025	Yosemite National Park	Improve Wawona Transit Bus Stop	CA	CA04	\$185	Category 3
2025	Servicewide	Engineering and Construction Management	Multiple	Multiple	\$68,131	
	<b>Total</b>				<b>\$279,777</b>	

<sup>1</sup> Execution of the Federal Lands Transportation Program is dynamic; projects may shift between fiscal years as funding and scope allow.

**National Park Service  
FY 2026 Federal Lands Transportation Program Plan**

<b>Budget Authority/Activity</b>	<b>Amount (\$000s)</b>
<b>FY 2026 Authorized</b>	<b>\$360,047</b>
Legislative Obligation Ceiling	-\$39,965
<b>Available for Programming</b>	<b>\$320,082</b>
Federal Lands Planning Program (FLPP)*	-\$25,607
Administration	-\$9,602
<b>Funds Available for Projects</b>	<b>\$284,873</b>

\* National Park Service (NPS) activities under the FLPP include: long-range transportation plans (LRTPs); performance management activities—including the development, implementation, and maintenance of safety, bridge, pavement, and congestion management program related to LRTP; road and bridge inventory; development of unit-level transportation planning projects; and support of transportation planning projects and transportation components of unit and multi-unit management and facility investment plans

<b>Year</b>	<b>Park Name</b>	<b>Project Title</b>	<b>State</b>	<b>Park Cong. District(s)</b>	<b>Funding Estimate (\$000)<sup>1</sup></b>	<b>Funding</b>
2026	Arches National Park	Reconstruct 3 Bridges Along the Delicate Arch Road	UT	UT02, UT03	\$9,733	Category 1
2026	Badlands National Park	Loop Road Reconstruction Phase I	SD	SDAL	\$5,505	Category 1
2026	Badlands National Park	Loop Road Reconstruction Phase II	SD	SDAL	\$450	Category 1
2026	Badlands National Park	Loop Road Reconstruction Phase III	SD	SDAL	\$252	Category 1
2026	Baltimore-Washington Parkway	Rehabilitate Bridge	MD	MD05, MD04	\$1,960	Category 1



Year	Park Name	Project Title	State	Park Cong. District(s)	Funding Estimate (\$000) <sup>1</sup>	Funding
2026	Bandelier National Monument, Bryce Canyon National Park, Dinosaur National Monument, Grand Canyon National Park, Glacier National Park, Rocky Mountain National Park, Zion National Park	Annual Required Transit System O&M costs per Financial Proforma analysis	AZ, CO, MT, NM, UT	AZ01, AZ02, CO02, CO03, CO04, MTAL, NM03, UT02	\$400	Category 3
2026	Blue Ridge Parkway	Repair/Repave Mainline Road Section 2L	NC	NC11	\$3,000	Category 1
2026	Blue Ridge Parkway	Park Wide Pavement Preservation Projects	NC, VA	NC05, NC10, NC11, VA05, VA10, VA11	\$2,462	Category 1
2026	Blue Ridge Parkway	Multiple Slope Stabilization Projects	NC, VA	NC05, NC10, NC11, VA05, VA10, VA11	\$2,000	Category 1
2026	Blue Ridge Parkway	Repair/Repave Mainline Road Sections 2U & 2V	NC	NC11	\$2,000	Category 1
2026	Blue Ridge Parkway	Repair and Stabilize Sharp Top Mtn Road and Bus Parking Area	VA	VA05, VA06	\$1,473	Category 3
2026	Blue Ridge Parkway	Repair Leaking Drain Chases and Exposed Rebar in Fork Mountain Tunnel	NC	NC11	\$553	Category 1
2026	Blue Ridge Parkway	Bridge Preventive Maintenance Projects	NC, VA	NC05, NC10, NC11, VA05, VA10, VA11	\$400	Category 1

Year	Park Name	Project Title	State	Park Cong. District(s)	Funding Estimate (\$000) <sup>1</sup>	Funding
2026	Blue Ridge Parkway	Rehabilitate Big Pine Creek Bridge	NC	NC05	\$395	Category 1
2026	Blue Ridge Parkway	Replace Leaking Drain Chases and Seal Exposed Rebar in Pinnacle Ridge Tunnel	NC	NC11	\$221	Category 1
2026	Blue Ridge Parkway	Repair Leaking Lining and Remove Fallen Trees and Vegetation from Portals on Wildacres Tunnel	NC	NC11	\$220	Category 1
2026	Blue Ridge Parkway	Repair Bunches Bald Mountain and Rattlesnake Mountain Tunnels	NC	NC11	\$150	Category 1
2026	Cape Hatteras National Seashore	Construct Multi-Use Path Through Fort Raleigh Historic Site	NC	NC03	\$1,250	Category 3
2026	Charles Young Buffalo Soldiers National Monument	Replace Visitor Center Parking Lot	OH	OH03	\$120	Category 1
2026	Chesapeake & Ohio Canal National Historical Park	Repair Evitts Creek Aqueduct Bridge	DC, MD	DCAL, MD06, MD08	\$1,400	Category 3
2026	Chesapeake & Ohio Canal National Historical Park	Resurfacing Towpath Program	DC, MD	DCAL, MD06, MD08	\$895	Category 3
2026	Cumberland Gap National Historical Park	Repair Seaboard Railroad Bridge	KY, TN, VA	KY05, TN02, VA09	\$44	Category 1
2026	Death Valley National Park	Pavement Preservation	CA	CA08	\$2,000	Category 1
2026	Delaware Water Gap National Recreation Area	Repair Route 209	NJ, PA	NJ05, PA10, PA11, PA15	\$7,750	Category 1
2026	Delaware Water Gap National Recreation Area	Rehabilitate NPS Route 615	NJ, PA	NJ05, PA10, PA11, PA15	\$2,674	Category 1
2026	Delaware Water Gap National Recreation Area	Rehabilitate NPS Route 615	NJ, PA	NJ05, PA10, PA11, PA15	\$2,500	Category 1

Year	Park Name	Project Title	State	Park Cong. District(s)	Funding Estimate (\$000) <sup>1</sup>	Funding
2026	Delaware Water Gap National Recreation Area	Rehabilitate River Road	NJ, PA	NJ05, PA10, PA11, PA15	\$1,760	Category 1
2026	Delaware Water Gap National Recreation Area	Rehabilitate 5 bridges	NJ, PA	NJ05, PA10, PA11, PA15	\$579	Category 1
2026	Delaware Water Gap National Recreation Area	Rehabilitate Part of Old Mine Road South	NJ, PA	NJ05, PA10, PA11, PA15	\$370	Category 1
2026	Denali National Park	Pedestrian Bridge at Nenana River Wayside	AK	AKAL	\$1,643	Category 3
2026	Denali National Park	Toklat River Causeway	AK	AKAL	\$1,200	Category 1
2026	Denali National Park	Parks Highway Riley Creek Bridge Multimodal Trail and Bridge	AK	AKAL	\$1,100	Category 3
2026	Denali National Park	Reconstruct Park Road	AK	AKAL	\$614	Category 1
2026	George Washington Memorial Parkway	Rehabilitate Fort Hunt Roads and Parking	VA	VA08	\$2,400	Category 1
2026	Glacier National Park	Rehabilitate the Two Medicine Road	MT	MTAL	\$10,127	Category 1
2026	Glacier National Park	Replace Sprinter Buses in the Park's Transit System	MT	MTAL	\$429	Category 3
2026	Golden Gate National Recreation Area	Construct San Francisco Bay Trail Along Mason Street at Crissy Field	CA	CA01, CA02, CA08, CA12	\$1,682	Category 3
2026	Grand Canyon National Park	Grand Canyon Bus Purchase	AZ	AZ01, AZ02	\$2,941	Category 3
2026	Grand Canyon National Park	Procure Ten New Compressed Natural Gas Buses to Replace 20-year-old Buses	AZ	AZ01, AZ02	\$1,825	Category 3
2026	Grand Teton National Park	Park Wide Pavement Preservation	WY	WYAL	\$6,500	Category 1
2026	Grand Teton National Park	Overlay Teton Park Road	WY	WYAL	\$6,409	Category 1

Year	Park Name	Project Title	State	Park Cong. District(s)	Funding Estimate (\$000) <sup>1</sup>	Funding
2026	Great Smoky Mountains National Park	Implement Safety Improvements on Gatlinburg Spur Road	NC, TN	NC11, TN01	\$5,000	Category 1
2026	Great Smoky Mountains National Park	Construct Gatlinburg Spur Greenway Trail	NC, TN	NC11, TN01	\$3,847	Category 3
2026	Great Smoky Mountains National Park	Pavement Preservation of Roaring Fork Motor Nature Trail and Cherokee Orchard Road	NC, TN	NC11, TN01	\$2,442	Category 1
2026	Indiana Dunes National Lakeshore	Construct Marquette Trail	IN	IN01, IN02	\$1,500	Category 3
2026	Indiana Dunes National Lakeshore	Plan and Implement Emerging Mobility projects	IN	IN01, IN02	\$300	Category 3
2026	Indiana Dunes National Lakeshore	Implement Intelligent Transportation System (ITS)	IN	IN01, IN02	\$21	Category 3
2026	Isle Royale National Park	Drydock Ranger III	MI	MI01	\$900	Category 3
2026	Joshua Tree National Park	Design and Construct Multi-Use Path System for Increased Access	CA	CA08, CA41, CA45	\$4,500	Category 3
2026	Lowell National Historical Park	Repair Trolley Track and Poles - Wye to Car barn	MA	MA05, MA07, MA08	\$1,085	Category 3
2026	Lowell National Historical Park	Repair Various Park Trolley Bridges	MA	MA05, MA07, MA08	\$605	Category 3
2026	Mammoth Cave National Park	Resurface the Green River Ferry Roads	KY	KY02	\$438	Category 1
2026	Mississippi National River & Recreation Area	Implement Cycle/Kayak Share	MN	MN04	\$180	Category 3
2026	Mississippi National River & Recreation Area	Construct West Mississippi Regional Trail - Brooklyn Center Segment	MN	MN04	\$150	Category 3
2026	Mount Rainier National Park	Replace Stevens Creek Bridge	WA	WA03, WA08	\$3,000	Category 1
2026	Natchez Trace Parkway	Replace Three Bridges in Tennessee along the Parkway	TN	TN07	\$4,000	Category 1

Year	Park Name	Project Title	State	Park Cong. District(s)	Funding Estimate (\$000) <sup>1</sup>	Funding
2026	Natchez Trace Parkway	Repair Bridges	MS, TN	MS01, MS02, MS03, TN04, TN07	\$500	Category 1
2026	National Capital Parks	Shepherd Parkway Trail System	DC	DCAL	\$2,300	Category 3
2026	National Capital Parks-East	Rehabilitate Suitland Parkway	DC, MD	DCAL, MD04	\$9,200	Category 1
2026	National Mall and Memorial Parks	Execution of the Multimodal Strategic Implementation (MSI) Plan	DC	DCAL	\$335	Category 3
2026	New River Gorge National River	Conduct Critical Repairs and Improvements to Rensselaer Trail Bridges	WV	WV01, WV03	\$5,674	Category 3
2026	North Atlantic - Appalachian Region	Region Wide Pavement and Bridge Preservation Program	DC, MD, VA, WV	DC, MD, VA, WV	\$2,000	Category 1
2026	Olympic National Park	Pavement Preservation	WA	WA06	\$1,500	Category 1
2026	Pea Ridge National Military Park	Construct Leetown Battlefield Trail	AR	AR03	\$875	Category 3
2026	Sequoia National Park	Rehabilitate Mineral King Road	CA	CA21, CA23	\$12,549	Category 1
2026	Sequoia National Park	Prepare Plan for Increasing Bicycling Opportunities in Sequoia and Kings Canyon National Parks	CA	CA21, CA23	\$223	Category 3
2026	South Atlantic - Gulf & Mississippi Basin Regions	Pavement Preservation Projects for Small Parks	AL, FL, GA, KY, LA, MS, NC, SC, TN	AL, FL, GA, KY, LA, MS, NC, SC, TN	\$5,000	Category 1

Year	Park Name	Project Title	State	Park Cong. District(s)	Funding Estimate (\$000) <sup>1</sup>	Funding
2026	South Atlantic - Gulf & Mississippi Basin Regions	Bridge Preventive Maintenance Projects	AL, FL, GA, KY, LA, MS, NC, SC, TN	AL, FL, GA, KY, LA, MS, NC, SC, TN	\$500	Category 1
2026	Stones River National Battlefield	McFadden Farm Entrance Road, Parking and Trail Construction	TN	TN04, TN06	\$2,134	Category 1
2026	Theodore Roosevelt National Park	Repave Route 11 Loop Road Phase 3	ND	NDAL	\$450	Category 1
2026	Vicksburg National Military Park	Replace or Patch Park Roads and Parking Lots Concrete Surfaces	LA, MS	LA05, MS02	\$3,230	Category 1
2026	Vicksburg National Military Park	Repair and Rehabilitate DeGolyer Bridge	LA, MS	LA05, MS02	\$1,400	Category 1
2026	Vicksburg National Military Park	Replace or Patch Park Roads and Parking Lots Concrete Surfaces	LA, MS	LA05, MS02	\$807	Category 1
2026	Vicksburg National Military Park	Replace or Patch Park Roads and Parking Lots Concrete Surfaces	LA, MS	LA05, MS02	\$373	Category 1
2026	Vicksburg National Military Park	Replace or Patch Park Roads and Parking Lots Concrete Surfaces	LA, MS	LA05, MS02	\$360	Category 1
2026	Vicksburg National Military Park	Replace Several Tour Road Bridges' Railings and Guardrails	LA, MS	LA05, MS02	\$240	Category 1
2026	Yellowstone National Park	Rehabilitate Gardner River High Bridge	ID, MT, WY	ID02, MTAL, WYAL	\$18,000	Category 1
2026	Yellowstone National Park	Park Wide Bridge Preservation	ID, MT, WY	ID02, MTAL, WYAL	\$1,600	Category 1
2026	Yellowstone National Park	Exploring Alternative Transportation System Potential in Targeted Areas	ID, MT, WY	ID02, MTAL, WYAL	\$1,419	Category 3
2026	Yosemite National Park	Rehabilitate Big Oak Flat Road	CA	CA04	\$24,000	Category 1

<b>Year</b>	<b>Park Name</b>	<b>Project Title</b>	<b>State</b>	<b>Park Cong. District(s)</b>	<b>Funding Estimate (\$000)<sup>1</sup></b>	<b>Funding</b>
2026	Yosemite National Park	Improve Wawona Transit Bus Stop	CA	CA04	\$1,099	Category 3
2026	Yosemite National Park	Create Transit Bus and Transfer Stops and Chinquapin	CA	CA04	\$935	Category 3
2026	Yosemite National Park	Construct Public Transit Bus Stops at Crane Flat, Big Oak Flat and Tioga Roads	CA	CA04	\$533	Category 3
2026	Servicewide	Engineering and Construction Management	Multiple	Multiple	\$70,283	
	<b>Total</b>				<b>\$284,873</b>	

<sup>1</sup> Execution of the Federal Lands Transportation Program is dynamic; projects may shift between fiscal years as funding and scope allow.





## **Exhibit A: Deferred Maintenance & Repairs**

The National Park Service (NPS) reports on Deferred Maintenance & Repairs (DM&R) annually. DM&R is defined as the cost of maintenance and repairs that were not performed when they should have been or were scheduled to be and which are put off or delayed for a future period. Maintenance and repairs are activities directed toward keeping fixed assets in an acceptable condition. Activities include preventive maintenance; replacement of parts, systems, or components; and other activities needed to preserve or maintain the asset. Maintenance and repairs, as distinguished from capital improvements, exclude activities directed towards expanding the capacity of an asset or otherwise upgrading it to serve needs different from, or significantly greater than, its current use. As of FY 2022 Quarter 1, the NPS DM&R estimate is \$21.8 billion.

### **Estimating Deferred Maintenance & Repair Needs**

---

The National Park Service (NPS) has updated the methodology used to perform condition assessments on facilities and generate Deferred Maintenance and Repairs (DM&R) estimates used for reporting beginning in FY 2022. These changes will streamline the condition assessment process and provide a more comprehensive, consistent, and timely identification of condition deficiencies and estimate of the NPS portfolio repair needs.

DM&R needs for the NPS portfolio are calculated using three components: Parametric condition assessments (PCA) for industry standard assets, Federal Highways Administration (FHWA) assessments for paved roads, parking, bridge and tunnel assets, and work orders for concessions-occupied assets and non-industry standard assets.

The PCA method is an accepted industry standard as recognized by the Federal Accounting Standards Advisory Board (FASAB) and Federal Real Property Profile (FRPP) guidance. A key component of the PCA methodology is the rapid visual assessment, which involves scoring the condition of major components and systems of assets. Models based on asset type within the PCA scoring tool are used to estimate a DM&R figure for each asset based on condition of individual components and systems and the relation of those components and systems to the total Current Replacement Value (CRV) of the asset. These parametric results are combined with existing inspection data for Federal Highway Administration (FHWA) inspected assets, and work orders for concessions-occupied and non-industry standard assets to produce total DM&R for the NPS portfolio.

## Deferred Maintenance and Repairs

DM&R is spread across a diverse inventory of real property assets with a wide variety of maintenance and repair needs.

**National Park Service**  
**FY 2022 Q1 Deferred Maintenance and Repair by Asset Category**  
**(dollars in millions)**

Asset Category	Asset Count	Deferred Maintenance & Repair (\$)
Buildings	25,083	7,088
Housing	3,659	253
Campgrounds	1,656	129
Trails	6,349	436
Wastewater Systems	1,792	855
Water Systems	1,574	1,347
Paved Roads	11,951	5,249
Unpaved Roads	5,662	812
All Others*	17,869	5,662
<b>Total</b>	<b>75,595</b>	<b>\$ 21,831</b>

\*All Others captures non-industry standard assets including utility systems, dams, constructed waterways, marinas, aviation systems, railroads, ships, monuments, fortifications, towers, interpretive media and amphitheaters. Note that the work order methodology is still being used to calculate DM&R for these assets as the NPS continues to improve the data quality for this subset of the portfolio.

## Factors Contributing to the FY 2022 DM&R Estimate change from FY 2018

The NPS most recently published park level deferred maintenance statistics for FY 2018. Since that time, both the DOI and the NPS have conducted internal reviews of policies, standards, and procedures. These changes had impacts both on data collection methods (as noted above) and the baseline assumptions behind the calculations.

**Standardization of Project Add-ons**—One major source of change is tied to DOI efforts to standardize the DM&R definition across bureaus. In the past, bureaus had general requirements, but had slightly different inclusions in their total needs. Going forward, all bureaus will use a common set of definitions and basic assumptions. As part of that standardization, the NPS added project execution costs for planning, design, and construction management to its DM&R calculations. While these costs increase the total, they better represent the funding necessary to bring the assets into acceptable condition.

**Streamlining Processes and Requirements**—Additionally, between 2018 and 2021, the NPS conducted a detailed review of its data reporting policies. Feedback from NPS programs and field units highlighted that data collection and management requirements were onerous, requiring investments of time and resources that competed with other park operational priorities. As a result, the NPS rarely had an up-to-date comprehensive set of condition assessments for its entire portfolio. Following the study, the NPS implemented changes that significantly improved the

condition assessment process and facility data requirements. The changes not only streamlined the process, but also allowed the NPS to assess all its assets; in short, the current data is more complete.

**Maintenance Funding Needs**—The NPS facilities portfolio is large and complex, and keeping all assets maintained in acceptable condition requires new investment in NPS maintenance budgets. Between FY 2018 and 2021, preventive, recurring and related maintenance programs were insufficient to keep pace with maintenance needs, adding to the backlog (i.e. funding was below the “steady state” amount).

The “steady state” amount is the minimum amount of annual investment needed for maintenance requirements to maintain assets in acceptable condition. The steady state investment is focused on facility maintenance requirements and is calculated as the sum of the annual recurring maintenance (RM), preventive maintenance (PM), and component renewal (CR) costs associated with the servicewide asset portfolio. The estimate does not include facility operational maintenance needs, i.e., custodial services, landscaping, nor capacity required to scope and execute projects.

RM is work that recurs based on normal wear patterns on a periodic cycle and includes painting, caulking, sealing, and carpet replacement. PM is regularly scheduled periodic maintenance activities on selected equipment and includes activities such as testing backflow preventers, cleaning gutters, and servicing HVAC systems. CR is the replacement of components or systems based on the expected life of the component or system and includes activities such as replacement of roofs, HVAC system components, and water heaters.

## Exhibit B: Allocations Received from Other Accounts

Obligations incurred under allocations from other accounts are included in the schedules of the parent appropriations as follows:

### Allocations Received from Other Accounts

Federal Department	Agency	Account Title
Department of Agriculture	US Forest Service	State and Private Forestry
Department of Transportation	Federal Highway Administration	<ul style="list-style-type: none"> <li>• Federal Aid-Highways (Liquidation of Contract Authorization) (<i>Highway Trust Fund</i>)</li> <li>• Highway Studies, Feasibility, Design, Environmental, Engineering</li> </ul>
Department of the Interior	Bureau of Land Management	Southern Nevada Public Lands Management
Department of the Interior	Departmentwide Programs	<ul style="list-style-type: none"> <li>• Central Hazardous Materials Fund</li> <li>• Natural Resource Damage Assessment and Restoration Fund</li> <li>• National Parks and Public Land Legacy Restoration Fund</li> <li>• CARES Act</li> </ul>
Department of the Interior	Departmental Offices	<ul style="list-style-type: none"> <li>• Wildland Fire Management</li> <li>• Salaries and Expenses</li> </ul>

## Exhibit C: Budget Realignment

In a January 2005 audit (CIN-NPS-0013-2004), the Department of the Interior Office of the Inspector General recommended that the National Park Service realign the budget request to more closely reflect the actual facility operations and facility maintenance obligations within the facility operations and maintenance subactivity. During the FY 2010 appropriations process, NPS received approval from Congress to annually update the ONPS Park Management budget subactivity and program component displays in the Congressional Justifications to reflect how the funds were actually utilized, giving the Committees and other stakeholders a transparent presentation of how appropriated dollars are used to support NPS resource stewardship, visitor services, park protection, facility operations and maintenance, and park support activities.

Within the FY 2023 budget presentation for the ONPS Park Management budget activity, the FY 2021 column represents adjusted amounts by budget subactivity and program component based on an analysis of charges in the accounting system for FY 2021. The following table shows the variance in operating plan amounts and actual charges in FY 2021 by ONPS subactivity.

**National Park Service**  
**FY 2021 Budget Realignment**  
 (dollars in thousands, adjustment based on FY 2021 Actuals)

Operation of the National Park System	FY 2021 Enacted	FY 2021 Actual <sup>1,2</sup>	Variance	Percent Variance
PARK MANAGEMENT - RESOURCE STEWARDSHIP	361,626	350,306	-11,320	-3.1%
PARK MANAGEMENT - VISITOR SERVICES	277,975	253,851	-24,124	-8.7%
PARK MANAGEMENT - PARK PROTECTION	385,235	387,239	2,004	0.5%
PARK MANAGEMENT - FACILITY OPERATIONS & MAINT.	900,955	910,719	9,764	1.1%
PARK MANAGEMENT - PARK SUPPORT	566,533	590,209	23,676	4.2%
<b>Total PARK MANAGEMENT</b>	<b>2,492,324</b>	<b>2,492,324</b>	<b>0</b>	<b>0.0%</b>
<b>EXTERNAL ADMINISTRATIVE COSTS</b>	<b>195,963</b>	<b>195,963</b>	<b>0</b>	<b>0.0%</b>
<b>TOTAL ONPS APPROPRIATION</b>	<b>2,688,287</b>	<b>2,688,287</b>	<b>0</b>	<b>0.0%</b>

<sup>1</sup> These adjusted FY 2021 figures include \$8,000 in funding transferred to the Semiquincentennial Commission, and \$3,300 in funding transferred to the 400 Years of African American History Commission.

<sup>2</sup> Based on actual obligations.

### Exhibit D: Compliance with Section 403

Section 343 of the 2004 Interior and Related Agencies Appropriations Act (P.L. 108-108) mandated disclosure of program assessments used to support Government-wide, Departmental, or Agency initiatives or general operations be presented in annual budget justifications. This was reiterated in later Appropriations Acts, including most recently in the Further Consolidated Appropriations Act, 2021 (P.L. 116-260). The specific requirement follows:

*SEC. 403. The amount and basis of estimated overhead charges, deductions, reserves or holdbacks, including working capital fund and cost pool charges, from programs, projects, activities and subactivities to support government-wide, departmental, agency, or bureau administrative functions or headquarters, regional, or central operations shall be presented in annual budget justifications and subject to approval by the Committees on Appropriations of the House of Representatives and the Senate. Changes to such estimates shall be presented to the Committees on Appropriations for approval.*

In accordance with OMB Circular A-25, the NPS charges an indirect cost rate to recover the full costs associated with reimbursable activities.

#### Working Capital Fund Billings

The National Park Service budget includes payments to the Department of the Interior Working Capital Fund for centralized and direct business and administrative services. The following table summarizes WCF estimated billings to NPS for FY 2022 and FY 2023:

#### Working Capital Fund (\$ estimates in thousands)

Activity	2022 Central Estimate	2022 Direct Estimate	2022 Total Estimate	2023 Central Estimate	2023 Direct Estimate	2023 Total Estimate
OS Shared Services	8,001	144	8,145	8,334	174	8,508
OS Activities	16,227	3,327	19,554	18,624	3,828	22,452
IT Shared Services	25,243	26,165	51,408	27,086	29,166	56,252
Interior Business Center	7,930	3,725	11,655	9,586	3,646	13,232
<b>TOTAL, WCF Billing</b>	<b>57,401</b>	<b>33,361</b>	<b>90,762</b>	<b>63,630</b>	<b>36,814</b>	<b>100,444</b>

Note: Numbers may not add to total due to rounding.

#### Regional Contingency Accounts

NPS regions assess up to one percent of allocations of ONPS Park Management activity funds for parks, field offices and Servicewide programs for contingency purposes. The contingency account, the only assessment of funds that is allowed, enables the Director and Regional Directors to respond to unforeseen emergencies and other specific unfunded needs. The Director and Regional Directors have established criteria for prioritizing and approving requests for the funds in the contingency account.

Permitted uses of this account include:

- Specific park operating problems, caused by budgetary shortfalls, until permanent solutions can be found through formal budget increases or reprogramming actions.
- Storm damage expenses.
- Emergency law and order incidents expenses.

- Employee benefit costs for relocation payments, lump sum leave payments, and awards.
- Special Events Team and All Risk Team readiness and deployment.
- Unanticipated Employee Assistance Programs and local transportation subsidy costs.

The Regional Contingency Accounts totaled \$15.3 million in FY 2021. NPS used the contingency funds for the following purposes in FY 2021:

#### FY 2021 NPS Contingency Costs

<u>Contingency Category</u>	<u>(\$000)</u>
Emergency Damage Response Costs	536
Law Enforcement Readiness and Response	291
Park Employee Relocation Costs	4,789
Operational Needs at Parks	7,793
Extraordinary Personnel Costs	1,925
<b>Total 2021 Contingency Costs</b>	<b>15,334</b>

An explanation of the major uses of the contingency accounts follows:

- *Emergencies/Law Enforcement*: \$0.8 million to address unforeseen events requiring rapid action by first responders.
- *Park Employee Relocation Costs*: \$4.8 million to cover the cost of relocating park employees. Parks with small annual budgets cannot afford these moves, accomplished according to Federal rules, without help from a central fund.
- *Operational Needs at Parks*: \$7.8 million returned to parks to address unfunded, non-recurring park projects to meet operational requirements.
- *Extraordinary Personnel Costs*: \$1.9 million for unexpected, but unavoidable personnel expenses.

The amount of funds to be used for contingencies during both FY 2022 and FY 2023 is difficult to estimate due to the nature of the expenditures. The criteria upon which the funds are assembled and spent will remain the same. In all cases, headquarters and regions will be required to report on the uses of the contingency funds with sufficient detail to ensure conformance with the established criteria.

**Exhibit E: Statement on Land Exchanges**NATIONAL PARK SERVICE  
STATEMENT ON LAND EXCHANGES IN FY 2022

The following information is provided pursuant to House Report 99-714, which advises each acquisition agency to provide a detailed listing of proposed exchanges and related expenditures. The following is a tentative list, by State, of land exchanges that the National Park Service expects to be working on and the related costs in FY 2022. The actual exchanges to be worked in the fiscal year may vary considerably from the list because there can be no certainty about the time of completion of exchanges now in progress, their success rate, or the availability of funds needed to cover exchange-related costs. Costs shown include: (1) direct personnel costs needed to accomplish exchanges, paid from Acquisition Administration funds, and (2) costs of appraisals, surveys, and similar items, paid from funds appropriated for acquisition at specified park units or under the project activity "Inholdings/Exchanges" in the Federal Land Acquisition budget.

**Proposed NPS Land Exchanges, FY 2022**

STATE	PARK UNIT	PLANNED	ESTIMATED
Alaska	Wrangell—St. Elias National Park and Preserve	1	\$500,000
California	Death Valley National Park	1	\$75,000
Colorado	Rocky Mountain National Park	1	\$30,000
District of Columbia	C&O Canal National Historical Park	1	\$50,000
	National Capital Parks	1	\$10,000
Georgia	Cumberland Island National Seashore	4	\$500,000
Maine	Acadia National Park	4	\$90,000
	Katahdin Woods and Waters National Monument	1	\$15,000
Maryland	Catoctin Mountain Park	1	\$50,000
	National Capital Parks	2	\$30,000
Massachusetts	Cape Cod National Seashore	2	\$125,000
	Lowell National Historical Park	1	\$15,000
Minnesota	Voyageurs National Park	3	\$60,000
New York	Gateway National Recreation Area	2	\$55,000
Pennsylvania	Delaware Water Gap National Recreation Area	1	\$30,000
Texas	Lyndon B. Johnson National Historic Park	1	\$10,000
Virginia	George Washington Memorial Parkway	3	\$75,000
	Prince William Forest Park	1	\$10,000
West Virginia	New River Gorge National River	1	\$10,000
Wisconsin	St. Croix National Scenic Riverway	1	\$25,000
Wyoming	Devils Tower National Monument	1	\$20,000
U.S. Virgin Islands	Virgin Islands National Park	1	\$60,000
<b>TOTAL</b>		<b>35</b>	<b>\$1,845,000</b>



NATIONAL PARK SERVICE  
STATEMENT ON LAND EXCHANGES IN FY 2023

The following information is provided pursuant to House Report 99-714, which advises each acquisition agency to provide a detailed listing of proposed exchanges and related expenditures. The following is a tentative list, by State, of land exchanges that the National Park Service expects to be working on and the related costs in FY 2023. The actual exchanges to be worked in the fiscal year may vary considerably from the list because there can be no certainty about the time of completion of exchanges now in progress, their success rate, or the availability of funds needed to cover exchange-related costs. Costs shown include: (1) direct personnel costs needed to accomplish exchanges, paid from Acquisition Administration funds, and (2) costs of appraisals, surveys, and similar items, paid from funds appropriated for acquisition at specified park units or under the project activity "Inholdings/Exchanges" in the Federal Land Acquisition budget.

**Proposed NPS Land Exchanges, FY 2023**

STATE	PARK UNIT	PLANNED	ESTIMATED
Alaska	Denali National Park and Preserve	1	\$700,000
	Gates of the Arctic National Park and Preserve	1	\$200,000
	Wrangell—St. Elias National Park and Preserve	1	\$500,000
California	Death Valley National Park	1	\$75,000
District of Columbia	C&O Canal National Historical Park	1	\$50,000
	National Capital Parks	1	\$15,000
Florida	Big Cypress National Preserve	1	\$40,000
	Biscayne National Park	1	\$50,000
	Everglades National Park	1	\$50,000
Georgia	Chattahoochee River National Recreation Area	1	\$20,000
	Cumberland Island National Seashore	4	\$500,000
Indiana	George Rogers Clark National Historical Park	1	\$25,000
Maine	Acadia National Park	4	\$90,000
	Katahdin Woods and Waters National Monument	1	\$15,000
Maryland	Catoctin Mountain Park	1	\$50,000
	National Capital Parks	3	\$45,000
Massachusetts	Cape Cod National Seashore	2	\$125,000
	Lowell National Historical Park	1	\$15,000
Michigan	Sleeping Bear Dunes National Lakeshore	1	\$35,000
Minnesota	St. Croix National Scenic Riverway	1	\$30,000
	Voyageurs National Park	1	\$20,000
Mississippi	Gulf Islands National Seashore	1	\$50,000
New York	Gateway National Recreation Area	2	\$55,000
Ohio	Cuyahoga Valley National Park	1	\$30,000
Pennsylvania	Delaware Water Gap National Recreation Area	1	\$30,000
Puerto Rico	San Juan National Historic Site	1	\$50,000
Tennessee	Chickamauga & Chattanooga National Military Park	1	\$10,000
	Obed Wild and Scenic River	1	\$15,000
Virginia	George Washington Memorial Parkway	2	\$25,000
	National Capital Parks	1	\$10,000
	Prince William Forest Park	1	\$10,000
West Virginia	New River Gorge National River	1	\$10,000
Wisconsin	St. Croix National Scenic Riverway	1	\$25,000
<b>TOTAL</b>		<b>44</b>	<b>\$2,970,000</b>

**Exhibit F: Employee Count by Grade****National Park Service****Employee Count by Grade**

(Total Employment)

<b>Position Type/Grade</b>	<b>FY 2021 Actual</b>	<b>FY 2022 Estimate</b>	<b>FY 2023 Estimate</b>
Executive Level V	-	1	1
SES	23	23	23
<b>Subtotal</b>	<b>23</b>	<b>24</b>	<b>24</b>
SL-00	-	-	-
ST-00	-	-	-
<b>Subtotal</b>	<b>-</b>	<b>-</b>	<b>-</b>
GS-15	187	187	187
GS-14	520	520	568
GS-13	1,368	1,368	1,494
GS-12	2,262	2,262	2,470
GS-11	2,280	2,280	2,489
GS-10	-	-	-
GS-9	2,481	2,481	2,726
GS-8	115	115	126
GS-7	1,896	1,896	2,070
GS-6	644	644	703
GS-5	2,957	2,957	3,229
GS-4	780	780	852
GS-3	118	118	129
GS-2	-	-	-
GS-1	-	-	-
<b>Subtotal</b>	<b>15,608</b>	<b>15,608</b>	<b>17,043</b>
Other Pay Schedule Systems	5,625	5,625	6,142
<b>Total Employment Estimates</b>	<b>21,256</b>	<b>21,257</b>	<b>23,209</b>

**Exhibit G: Administrative Provisions****ADMINISTRATIVE PROVISIONS  
(INCLUDING TRANSFER OF FUNDS)**

In addition to other uses set forth in section 101917(c)(2) of title 54, United States Code, franchise fees credited to a sub-account shall be available for expenditure by the Secretary, without further appropriation, for use at any unit within the National Park System to extinguish or reduce liability for Possessory Interest or leasehold surrender interest. Such funds may only be used for this purpose to the extent that the benefitting unit anticipated franchise fee receipts over the term of the contract at that unit exceed the amount of funds used to extinguish or reduce liability. Franchise fees at the benefitting unit shall be credited to the sub-account of the originating unit over a period not to exceed the term of a single contract at the benefitting unit, in the amount of funds so expended to extinguish or reduce liability.

For the costs of administration of the Land and Water Conservation Fund grants authorized by section 105(a)(2)(B) of the Gulf of Mexico Energy Security Act of 2006 (Public Law 109-432), the National Park Service may retain up to 3 percent of the amounts which are authorized to be disbursed under such section, such retained amounts to remain available until expended.

National Park Service funds may be transferred to the Federal Highway Administration (FHWA), Department of Transportation, for purposes authorized under 23 U.S.C. 203. Transfers may include a reasonable amount for FHWA administrative support costs.

## Exhibit H: General Provisions

### Interior, Environment, and Related Agencies

#### Title I - GENERAL PROVISIONS<sup>7</sup> (INCLUDING TRANSFERS OF FUNDS)

##### ELLIS, GOVERNORS, AND LIBERTY ISLANDS

*SEC.XXX. Notwithstanding any other provision of law, the Secretary of the Interior is authorized to acquire lands, waters, or interests therein including the use of all or part of any pier, dock, or landing within the State of New York and the State of New Jersey, for the purpose of operating and maintaining facilities in the support of transportation and accommodation of visitors to Ellis, Governors, and Liberty Islands, and of other program and administrative activities, by donation or with appropriated funds, including franchise fees (and other monetary consideration), or by exchange; and the Secretary is authorized to negotiate and enter into leases, subleases, concession contracts or other agreements for the use of such facilities on such terms and conditions as the Secretary may determine reasonable. For the purposes of 54 U.S.C. 200306(a), such lands, waters, or interests therein shall be considered to be within the exterior boundary of a System unit authorized or established.*

**Purpose:** The provision authorizes the Secretary to acquire lands, waters, or interests therein to operate and maintain facilities in support of transportation and accommodation of visitors to Ellis, Governors, or Liberty Islands, by donation or with appropriated funds, including franchise fees, or by exchange. The provision also authorizes the Secretary to negotiate and enter into leases, subleases, concession contracts, or other agreements for the use of such facilities.

##### DELAWARE WATER GAP ROUTE 209 OPERATIONS

*SEC. XXX. Section 4(b) of The Delaware Water Gap National Recreation Area Improvement Act, as amended by Section 1 of Public Law 115–101, is further amended by striking “2021” and inserting “2023”.*

**Purpose:** The provision extends Section 1 of Public Law 115-101 by one year, allowing for Delaware Water Gap National Recreation Area to collect fees for the management, operation, construction, and maintenance of US Route 209 within park boundaries.

---

<sup>7</sup> The language provided here reflects General Provisions that are directly applicable to NPS. For a complete listing of the Department’s proposed General Provisions, please refer to the General Provision section of the Office of the Secretary and Department-wide Programs FY 2023 budget justification.

**NATIONAL HERITAGE AREAS AND CORRIDORS***SEC XXX.*

(a) Section 126 of Public Law 98-398, as amended (98 Stat. 1456; 120 Stat. 1853), is further amended by striking “the date that is 15 years after the date of enactment of this section” and inserting “September 30, 2024”.

(b) Section 10 of Public Law 99-647, as amended (100 Stat. 3630; 104 Stat. 1018; 120 Stat. 1858; 128 Stat. 3804), is further amended by striking “2021” and inserting “2024”.

(c) Section 12 of Public Law 100-692, as amended (102 Stat. 4558; 112 Stat. 3258; 123 Stat. 1292; 127 Stat. 420; 128 Stat. 314; 128 Stat. 3801), is further amended -

(1) in subsection (c)(1), by striking “2021” and inserting “2024”; and

(2) in subsection (d), by striking “2021” and inserting “2024”.

(d) Section 106(b) of Public Law 103-449, as amended (108 Stat. 4755; 113 Stat. 1726; 123 Stat. 1291; 128 Stat. 3802), is further amended by striking “2021” and inserting “2024”.

(e) Division II of Public Law 104-333 (54 U.S.C. 320101 note), as amended, is further amended by striking “2021” each place it appears in the following sections and inserting “2024”

(1) in section 107 (110 Stat. 4244; 127 Stat. 420; 128 Stat. 314; 128 Stat. 3801);

(2) in section 408 (110 Stat. 4256; 127 Stat. 420; 128 Stat. 314; 128 Stat. 3801);

(3) in section 507 (110 Stat. 4260; 127 Stat. 420; 128 Stat. 314; 128 Stat. 3801);

(4) in section 707 (110 Stat. 4267; 127 Stat. 420; 128 Stat. 314; 128 Stat. 3801);

(5) in section 809 (110 Stat. 4275; 122 Stat. 826; 127 Stat. 420; 128 Stat. 314; 128 Stat. 3801);

(6) in section 910 (110 Stat. 4281; 127 Stat. 420; 128 Stat. 314; 128 Stat. 3801);

(7) in section 310 (110 Stat. 4252; 127 Stat. 420; 128 Stat. 314; 129 Stat. 2551; 132 Stat. 661; 133 Stat. 778);

(8) in section 607 (110 Stat. 4264; 127 Stat. 420; 128 Stat. 314; 129 Stat. 2551; 132 Stat. 661; 133 Stat. 778-779); and

(9) in section 208 (110 Stat. 4248; 127 Stat. 420; 128 Stat. 314; 129 Stat. 2551; 132 Stat. 661; 133 Stat. 778).

(f) Section 109 of Public Law 105-355, as amended (112 Stat. 3252; 128 Stat. 3802), is further amended by striking “2021” and inserting “2024”.

(g) Public Law 106-278, (54 U.S.C. 320101 note), as amended, is further amended:

(1) in section 108 (114 Stat. 818; 127 Stat. 420; 128 Stat. 314; 128 Stat. 3802) by striking “2021” and inserting “2024”; and

(2) in section 209 (114 Stat. 824; 128 Stat. 3802) by striking “2021” and inserting “2024”.

(h) Section 157(i) of Public Law 106-291, as amended (114 Stat. 967; 128 Stat. 3802), is further amended by striking “2021” and inserting “2024”.

(i) Section 7 of Public Law 106-319, as amended (114 Stat. 1284; 128 Stat. 3802), is further amended by striking “2021” and inserting “2024”.

(j) Section 811 of Title VIII of Appendix D of Public Law 106-554, as amended (114 Stat. 2763, 2763A-295; 128 Stat. 3802), is further amended by striking “2021” and inserting “2024”.

(k) Section 140(j) Public Law 108-108, as amended (117 Stat. 1274; 131 Stat. 461; 132 Stat. 661; 133 Stat. 778), is further amended by striking “2021” and inserting “2024”.

(l) Title II of Public Law 109-338, as amended (54 U.S.C. 320101 note; 120 Stat. 1787-1845), as amended, is further amended:

(1) in each of sections 208, 221, 240, 260, 269, 289, 291J, 295L and 297H by striking “the date that is 15 years after the date of enactment of this Act” and inserting “September 30, 2024”; and

(2) in section 280B by striking “the day occurring 15 years after the date of enactment of this subtitle” and inserting “September 30, 2024”.

(m) Section 810(a)(1) of Title VIII of Division B of Appendix D of Public Law 106-554, as amended (114 Stat. 2763; 123 Stat. 1295; 131 Stat. 461; 133 Stat. 2714), is further amended by striking “\$14,000,000” and inserting “\$16,000,000”.

(n) Section 125(a) of Title IV of Public Law 109-338 (120 Stat. 1853) is amended by striking “\$10,000,000” and inserting “\$12,000,000”.

(o) Section 210(a) of Title II of Public Law 106-278 (114 Stat. 824) is amended by striking “\$10,000,000” and inserting “\$12,000,000”.

(p) Section 804(j) of division B of H.R. 5666 (Appendix D) as enacted into law by section 1(a)(4) of Public Law 106-554, as amended (54 U.S.C. § 320101 note; 114 Stat. 2763, 2763A-295; 123 Stat. 1294; 128 Stat. 3802; 131 Stat. 461; 133 Stat. 2714) is further amended by striking “September 30, 2021” and inserting “September 30, 2037.”

(q) Section 295D(d) of Public Law 109-338, as amended (54 U.S.C. 320101 note; 120 Stat. 1833; 130 Stat. 962) is further amended by striking “15 years after the date of enactment of this Act” and inserting “on September 30, 2037.”

(r) Section 109(a) of Title I of Public Law 103-449, as amended (108 Stat. 4755; 113 Stat. 1726; 123 Stat. 1291; 128 Stat. 3802, 133 Stat. 2714), is further amended by striking “17,000,000” and inserting “19,000,000”.

(s) Section 409(a) of Division II of Public Law 104-333, as amended (54 U.S.C. 320101 note; 110 Stat. 4256; 127 Stat. 420; 128 Stat. 314; 128 Stat. 3801), is further amended by striking “20,000,000” and inserting “22,000,000”.

(t) Section 608(a) of Division II of Public Law 104-333, as amended (54 U.S.C. 320101 note; 110 Stat. 4264; 127 Stat. 420; 128 Stat. 314; 129 Stat. 2551; 132 Stat. 661; 133 Stat. 2714), is further amended by striking “17,000,000” and inserting “19,000,000”.

(u) Section 157(h)(1) of Public Law 106-291, as amended (114 Stat. 967; 128 Stat. 3802), is further amended by striking “15,000,000” and inserting “17,000,000”.

(v) Title IV of Public Law 110-229, as amended (54 U.S.C. 320101 note), is further amended by striking “the date that is 15 years after the date of the enactment of this subtitle” each place it appears in the following sections and adding “September 30, 2024.”:

(1) section 411 (122 Stat. 802);

(2) section 432 (122 Stat. 809); and

(3) section 451 (122 Stat. 818, 133 Stat. 768).

(w) Section 512 of Title V of Division J of Public Law 108-447, as amended (54 U.S.C. 320101 note; 118 Stat. 3361; 123 Stat. 1204; 133 Stat. 2713), is further amended by striking “2022” and inserting “2024”.

(x) Section 608 of Title VI of Public Law 108-447, as amended (54 U.S.C. 320101 note; 118 Stat. 3368; 133 Stat. 768; 133 Stat. 2714), is further amended by striking “2022” and inserting “2024”.

**Purpose:** The provision extends the authorization for Illinois and Michigan Canal National Heritage Corridor, John H. Chafee Blackstone River Valley National Heritage Corridor, Delaware and Lehigh National Heritage Corridor, The Last Green Valley National Heritage Corridor, America’s Agricultural Heritage Partnership, Augusta Canal National Heritage Area, Essex National Heritage Area, Maurice D. Hinchey Hudson River Valley National Heritage Area, National Coal Heritage Area, Ohio and Erie Canal National Heritage Area, Rivers of Steel National Heritage Area, South Carolina National Heritage Corridor, Tennessee Civil War Heritage Area, Motor Cities National Heritage Area, Lackawanna Valley National Heritage Area, Schuylkill River Heritage Area, Wheeling National Heritage Area, Yuma Crossing National Heritage Area, Erie Canalway National Heritage Corridor, Blue Ridge National Heritage Area, Arabia Mountain National Heritage Area, Atchafalaya National Heritage Area, Champlain Valley National Heritage Partnership, Crossroads of the American Revolution National Heritage Area, Freedom’s Frontier National Heritage Area, Great Basin National Heritage Route, Gullah/Geechee Cultural Heritage Corridor, Mormon Pioneer National Heritage Area, Northern Rio Grande National Heritage Area, Upper Housatonic Valley National Heritage Area, increases the appropriations caps on Erie Canalway National Heritage Corridor, Illinois and Michigan Canal National Heritage Corridor, and Schuylkill River Heritage Area, and extends the authorization for Erie Canal National Heritage Corridor Commission and Gullah/Geechee National Heritage Corridor Commission. The provision also increases the appropriations caps for The Last Green Valley National Heritage Corridor, Rivers of Steel National Heritage Corridor, South Carolina National Heritage Corridor, and Wheeling National Heritage Corridor

and extends the authorization for Journey Through Hallowed Ground National Heritage Area, Niagara Falls National Heritage Area, Abraham Lincoln National Heritage Area, National Aviation Heritage Area, and Oil Region National Heritage Area.

### STUDY FOR SELMA TO MONTGOMERY NATIONAL HISTORIC TRAIL

SEC. XXX.

(a) *STUDY.*—*The Secretary of the Interior (Secretary) shall conduct a study to evaluate—*

*(1) resources associated with the 1965 Voting Rights March from Selma to Montgomery not currently part of the Selma to Montgomery National Historic Trail (Trail) (16 U.S.C. 1244(a)(20)) that would be appropriate for addition to the Trail; and*

*(2) the potential designation of the Trail as a unit of the National Park System instead of, or in addition to, remaining a designated part of the National Trails System.*

(b) *REPORT.*—*Not later than one year after the date on which funds are made available for the study, the Secretary shall submit to the Committee on Natural Resources of the House of Representatives and the Committee on Energy and Natural Resources of the Senate a report that describes the results of the study and the conclusions and recommendations of the study.*

(c) *Land Acquisition.*—*The Secretary is authorized, subject to the availability of appropriations and at her discretion, to acquire property or interests therein located in the city of Selma, Alabama and generally depicted on the map entitled, “Selma to Montgomery NHT Proposed Addition,” numbered 628/177376 and dated September 14, 2021, with the consent of the owner, for the benefit of the Selma to Montgomery National Historic Trail and to further the purpose for which the trail has been established.*

**Purpose:** The provision instructs the Department of the Interior to conduct a study to evaluate resources not currently part of the Selma to Montgomery NHT that would be appropriate for addition, and to evaluate the potential designation of the Trail as a unit of the National Park system. The study is to be made available one year after funds are made available for the study. Further, the provision grants the NPS the authority to acquire property deemed appropriate for inclusion in the unit.

### VISITOR EXPERIENCE IMPROVEMENT AUTHORITY

SEC XXX. *Section 101938 of Title 54 United States Code (Public Law 114-289, Section 701, subsection 101938, 130 Stat. 1494), is amended by striking “7” and inserting “9.”*

**Purpose:** The NPS proposes to extend the pilot authority provided by Section 701, the Visitor Experience Improvements Authority, of the National Park Service Centennial Act (P.L. 114-289), originally enacted on December 16, 2016. The Visitor Experience Improvement Authority expires on December 16, 2023. In order to continue executing the program, which was paused due to the impacts of the COVID-19 pandemic on the hospitality industry, the NPS requests two additional years of authority to enter into and execute contracts that will be entered into under new regulations being promulgated by the NPS.



**LOWELL NATIONAL HISTORICAL PARK**

*SEC XXX. Section 103(a) of Public Law 95-290 (92 STAT. 292) is amended by striking subsection (1) and redesignating subsection (2) as subsection (1).*

**Purpose:** The NPS proposes to remove the land acquisition funding ceiling limitation at Lowell National Historical Park, which was established when the unit was created. The ceiling limits the amount of funds that can be used for land acquisition. Due to increasing property prices and inflation, the ceiling restricts the park's ability to acquire key tracts of land that would protect resources and provide for visitor safety.

**LAND AND WATER CONSERVATION FUND FINANCIAL ASSISTANCE TO STATES**

*SEC.XXX. Notwithstanding any other provision of law, for expenses necessary to directly carry out the Financial Assistance to States provisions of the Land and Water Conservation Act of 1965, as amended (54 U.S.C. 200305), in lieu of State assistance program indirect costs (as described in 2 C.F.R. 200), the National Park Service may retain up to 7 percent of the State Conservation Grants assistance program to disperse to States, the District of Columbia, and insular areas, as matching grants to support State program administrative costs.*

**Purpose:** To provide States the authority to use up to seven percent of their apportionment for administrative responsibilities.